



History & Records 2013-2021



Hillsboro Hops History & Records 2013-2021



High-A Affiliate of the Arizona Diamondbacks
Ron Tonkin Field • 4460 NE Century Blvd.
Hillsboro OR 97124 • (503) 640-0887
www.hillsborohops.com

Contents

2	From the Editor	41	Postseason box scores	81	Innings Pitched
3	2013 Season Recap	47	Single-season/career top 10 charts	81	Complete Games
4	2013 Game-By-Game Results	53	Pictorial all-time Hops register	82	Shutouts
5	2013 Statistics			82	No-Hitters
6	2014 Season Recap			82	Hits Allowed
7	2014 Game-By-Game Results			83	Runs Allowed
8	2014 Statistics			83	Earned Runs Allowed
9	2015 Season Recap			84	Walks Allowed
10	2015 Game-By-Game Results			84	Strikeouts
11	2015 Statistics			85	Home Runs Allowed
12	2016 Season Recap			86	Hit Batters
13	2016 Game-By-Game Results			86	Wild Pitches
14	2016 Statistics			87	Balks
15	2017 Season Recap			87	Fielding Records
16	2017 Game-By-Game Results			87	Errors
17	2017 Statistics			88	Double Plays
18	2018 Season Recap			89	Triple Plays
19	2018 Game-By-Game Results			89	Outfield Assists
20	2018 Statistics			89	Catchers' Caught Stealing
21	2019 Season Recap			90	Passed Balls
22	2019 Game-By-Game Results			90	Service Time Records
23	2019 Statistics			90	Games/Seasons Played
24	2021 Season Recap			91	Misc. Team Records
25	2021 Game-By-Game Results			91	Players/Pitchers Used
26	2021 Statistics			91	Length of Game
28	Cumulative league standings 2013-21			92	Attendance
28	Top 20 Win % in baseball 2013-21			92	Official Game Temperature
29	Year-By-Year Team Statistics				
30	From The Tonk to The Show				
31	WOW! The Hops and Walk-Off Wins				
32	Notes on a scorecard				
32	All-time 1-0 games				
32	All-time games decided by 10+ runs				
32	Best/worst records by series length				
33	All-time results in extra-innings				
33	Hillsboro & Eugene: a great rivalry				
34	Pinch-hit history				
34	Back-to-back home runs				
34	Four- and five hit games				
35	Yearly NWL standings & leaders				
38	Results by category 2013-21				
39	Hops Host 2017 All-Star Game				
40	Career games played by position				
		65	HOPS RECORDS 2013-21		
		65	Batting Records		
		65	At-Bats		
		65	Plate Appearances		
		66	Batting Average		
		66	Slugging Percentage		
		66	On-Base Percentage		
		66	On-Base Plus Slugging		
		67	Runs Scored		
		68	Hits		
		69	Singles		
		69	Doubles		
		70	Triples		
		70	Home Runs		
		71	Grand Slams		
		72	Extra-Base Hits		
		72	Total Bases		
		73	Cycles		
		73	RBI's		
		73	Runners Left On Base		
		74	Walks Drawn		
		75	Strikeouts by Batter		
		76	Stolen Bases		
		76	Stolen Base Attempts		
		77	Times Caught Stealing		
		77	Times Hit By Pitch		
		78	Sacrifice Bunts		
		78	Sacrifice Flies		
		78	Times GIDP		
		79	Pitching Records		
		79	Wins		
		79	Losses		
		79	Saves		
		80	Winning Percentage		
		80	ERA		
		80	WHIP		
		80	Batting Avg Against		

Photo credits:

Cover, season recaps and
2017 All-Star Game:
Craig MitchellDyer

Historical photo register:
Craig MitchellDyer
Bil Jacobs
Michael Jacobs

From the editor:

Dana Point, California. Late 1970s to mid-1980s. I'd wake up, get ready for school, and my dad would cook breakfast for me. Over hash browns and eggs (over-hard; I can't stand runny yolks), I'd crack open the *Los Angeles Times* and begin one of my favorite parts of the day: reading the sports section.

And what a sports section it was. Columns by incomparable sportswriters Jim Murray and Scott Ostler, which has to be the most talented pairing of sports columnists in newspaper history. The "Morning Briefing" on page two, a humorous look at the previous day in sports. In-depth articles on all Southern California sports teams.

And the box scores. Oh yes, the box scores.

Remember, there was no internet. Those box scores were my connection to major league baseball. Over countless pieces of cinnamon toast—I saved the best for last, both the toast *and* the box scores—I kept in touch with the game. I knew every starting pitcher on every team. I was aware any time anyone in big-league baseball had five hits in a game. And don't get me started on George Brett's chase for .400.

To this day, poring over a baseball box score is therapeutic. (Only now I don't have to be in Mrs. Raab's world history class in 20 minutes. She was always so understanding of me being late. It's as if she knew, without me telling her, how important Pete's chase of DiMag was.)

Suffice to say, when it came to updating this guide for 2022, and going through all 112 box scores from the 2021 season, it was *not* a labor of love.

You see, it wasn't labor at all. It was pure fun.

And, to answer your question (if you were paying attention to this space last year), it took about 80 hours to update it. Far fewer than the hundreds and hundreds of hours it took to create the inaugural edition.

In last year's "From the Editor," I described the process for building this book. First, I told you how it had come about—the need to have, in one place, all of the Hops records, from, say, the most extra-base hits by a single Hops player in one game (4, Luke Lowery at Everett, 8/7/16) to the most earned runs allowed by an opposing pitcher in one outing (9, Alex Nolan, Vancouver at Hillsboro, 8/28/21) to the coldest official game time temperature (52 degrees, at Everett, 6/13/14).

And I told you how much my broadcast partner, Matt Richert, and I needed it.

Upon releasing the PDF version of this to the public last year, I got many comments, every one of them positive. (The best one? It was from a guy who mentioned that the playoff box scores were perfectly formatted. He made my day.) And I told people, as much as you'll enjoy it and find it useful, the author and his broadcast partner will do so even more. And that turned out to be true. I had a few books printed at the local shop, and we wore our copies out.

The difference this year? With the pandemic (mostly, we hope) behind us, and with revenues returning, the 2022 version of this book will be printed and sold by the Hops, rather than just making a PDF version available (though you can still get it for free in PDF format). And since the book wasn't widely distributed, and the cover photo is a favorite of mine, I took the liberty of re-using it for this year's edition.

In the following pages, you'll find:

- Year-by-year Hops recaps, game-by-game results and yearly statistics.
- Single-season and career top ten charts.
- A yearbook-photo-style all-time register of the 342 people to have played for the Hops.
- Year-by-year standings in the league since 2013— a.k.a. "The Dawn of Time"—when the Hops began play.
- And many fun odds and ends. Did you know, by the way, that the Hops have *still* scored runs in six consecutive innings in the same game, home or road, only one time... and that it was the *first six innings* they ever played at Ron Tonkin Field? Beautiful.

I hope you find this book useful.

And as you're reading it, remember the ketchup for the hash browns. And cook those yolks solid!

Enjoy!



Rich Burk
TV & Radio Play-By-Play Announcer
Hillsboro Hops

2013

First things first: The Hops played the first game in franchise history on June 14, 2013—a 3-2 loss at Salem-Keizer. Center fielder **Brian Billigen** was the first batter, second baseman **Ryan Gebhardt** had the first hit, and third baseman **Jordan Parr** scored the first run. Two days later, in the finale of the series in Keizer, **Josh Parr**—Jordan’s brother—hit the first home run in team history.

Hops open their new yard: Beautiful Hillsboro Ballpark (it wouldn’t be renamed Ron Tonkin Field until the following season) opened on Monday, June 17, 2013—1,015 days since the previous professional baseball game in the Portland area (played by the Portland Beavers). The Hops treated the fans to a 12-0 win over Eugene, with **Jordan Parr** hitting the first home run at the new park.

Crazy, but true: The Hops scored runs in *each of the first six innings* in the first game at their new park en route to the 12-0 win. Through the end of the 2019 season, it remains the only time in franchise history, home or road, that the Hops have scored in six consecutive innings in the same game.

Hey 19: On July 7, 2013—the 24th game in club history—the Hops played the longest game they’ve ever played, a 19-inning, 5-4 win over the Vancouver Canadians. (With minor league baseball’s new extra-inning rules instituted in 2018, this record isn’t going anywhere.)

Humble beginnings: The Hops stumbled out of the gate in their first year, losing 25 of their first 33 games.

The turning point: July 18, 2013—the 34th game in franchise history—was an otherwise unremarkable 5-3 win at home over Spokane. From that date on, however—the final 43 games of the season—the Hops had the best record in the Northwest League. And in their seven-season history—incredibly, even including the 8-25 start—the Hops have the highest winning percentage in all of minor league baseball. (Details on page 24.)

The W.O.W. magic begins: Hillsboro had four walkoff wins in July 2013, and added another in late August—all five in extra innings. Left fielder **Yogey Perez Ramos**, a fan favorite in 2013, was the central figure, collecting the winning hit in four of the five games.

Top prospect trail begins: The Arizona Diamondbacks began their trend of sending top prospects to Hillsboro, with pitchers **Braden Shipley** and **Aaron Blair** both



Professional baseball returned to the Portland area on June 17, 2013. Local youth baseball players, surrounded by members of the Hops, delivered the ceremonial home plate on Opening Night, 1,015 days after that very home plate was unearthed from PGE Park in downtown Portland following the Triple-A Portland Beavers’ final game.

pitching for the Hops. Other strong prospects included pitchers **Jimmie Sherfy** and **Jose Martinez** and first baseman **Daniel Palka**.

No-no magic in heat of pennant race: The Hops entered the final weekend of the season one game behind Salem-Keizer in the second half South Division standings, needing a three-game sweep in Boise, and hoping Eugene could take two of three in Keizer. With all of that on the line, Hops right-hander **Kyle Schepel** (“skay-pul”) tossed a nine-inning no-hitter in the series opener at Boise (8/31/13), a 5-0 Hops win. Other than a rain-shortened five-inning no-no some years before, Schepel’s gem was the first complete-game no-hitter in the NWL since 1993.

Hops hopes fizzle: Though Hillsboro swept Boise on the final weekend, their playoff hopes came to an end on the penultimate day, Saturday, Sept. 1st, when Salem-Keizer beat Eugene. (Boise swept Salem-Keizer 2-0 in the South Division Series, but themselves were swept by Vancouver in the NWL Championship Series.)

The one and only: Through 2019, including the postseason, the Hops have played 555 games in franchise history. Their 10-6 win at Boise on the final day of their inaugural season, Sept. 2, 2013, remains the only game they have ever played when they took the field knowing they had no chance to win a league championship.

2013 Game-By-Game Results and Notes

DATE	OPP	W/L	SCORE	HOPS				OPPONENT				REC	POS	GB/	GA	WINNER	LOSER	SAVE	TIME	ATT	NOTES
				R	H	E	L	R	H	E	L										
6/14	@S-K	L	2-3	2	6	2	6	3	6	0	11	0-1	T3	-1.0	C. Johnson	B. Eckels	R. Montero	2:38	3,421	1st game franchise history.	
6/15	@S-K	L	4-8	4	11	5	8	8	9	1	8	0-2	4	-2.0	J. Shadle	A. Carreras*		3:13	3,196	5E lead to 2 key UER.	
6/16	@S-K	L	6-7	6	13	4	11	7	14	1	8	0-3	4	-3.0	J. Reyes	K. Triana	R. Montero	3:26	3,687	Josh Parr 1st HR franchise hist; 4Es.	
6/17	Eug	W	12-0	12	12	1	2	0	3	3	6	1-3	T3	-3.0	J. Martinez	J. Enloe		2:46	4,710	G1 new park; Jordan Parr 1st HR.	
6/18	Eug	L	0-2	0	3	1	10	2	9	1	7	1-4	4	-4.0	K. Lloyd	J. Pulley	J. Guzman	2:58	3,176	E hurts again, both runs UER.	
6/19	Eug	W	2-1	2	6	0	6	1	4	3	9	2-4	T3	-3.0	B. Eckels	E. Cabrera	Y. Camacho	2:41	2,744	McCurry 2-r 1B; 6-3 DP ends gm.	
6/20	@Evt		Rained out.										4	-2.5						Rescheduled to doubleheader 6/22.	
6/21	@Evt	L	5-6 (11)	5	8	6	6	6	9	1	12	2-5	4	-2.5	J. Valdivia	A. Byo*		3:25e	2,740	Lead 4-0 into B8; 5 late Es.	
6/22	@Evt-1	L	1-3 (7)	1	2	2	3	3	2	0	4	2-6	4	-2.5	T. Vieira	A. Platt	S. Ewing	1:44s	-----	0-0 B6, D.J. Peterson 3-r H	
6/22	@Evt-2	W	7-1 (7)	7	5	0	4	1	7	4	5	3-6	4	-2.0	K. Triana	R. White		2:03s	3,029	Kinsella HR starts 5-r rally T6	
6/23	@Evt	L	5-6	5	7	2	5	6	8	2	9	3-7	4	-3.0	A. Brooks	Y. Camacho*		2:54	2,095	Lead 5-0, D.J. Peterson slam B5.	
6/24	@Evt	L	2-3	2	7	0	12	3	8	0	12	3-8	4	-4.0	N. Valenza	C. Stevens*	R. Vargas	2:55	1,267	2 BL BB for Evt; 1:28 rain delay B4.	
6/25	@Boi		Rained out.										4	-4.5						Rescheduled to doubleheader 6/26.	
6/26	@Boi-1	L	3-4 (7)	3	5	2	4	4	6	1	5	3-9	4	-5.5	C. Martinez	Y. Camacho*		2:07s	2,044	The Hops 6th 1R loss of year.	
6/26	@Boi-2	W	3-2 (7)	3	4	2	2	2	7	4	8	4-9	4	-5.0	D. Gibson*	P. Blackburn	W. Locante	1:59s	-----	The Hops 2nd 1R win of the year.	
6/27	@Boi	L	3-5	3	7	0	7	5	9	0	5	4-10	4	-6.0	J. Rakkar	J. Shuttlesworth*		2:33	2,544	Y. Balaguert 2-r HR B8 off Shutt.	
6/28	S-K	L	4-10	4	10	1	10	10	14	1	10	4-11	4	-7.0	L. Mendoza	J. Martinez		3:21	4,126	Z. Esquerria 2-4 with HR & 3 RBIs.	
6/29	S-K	L	2-7	2	10	2	8	7	13	1	13	4-12	4	-8.0	C. Johnson	J. Pulley		2:49	4,710	Jor. Parr 3-4 with 2B and 2 RBIs.	
6/30	S-K	L	3-4	3	6	0	5	4	8	1	8	4-13	4	-9.0	D. Leenhouts	R. Gerdeman	R. Montero	2:42	3,721	Jor. Parr & Ty Linton solo HR each.	
7/1	@Eug	L	0-4	0	3	1	4	4	7	0	8	4-14	4	-9.0	E. Schoenrock	B. Eckels		2:23	1,867	Hops shutout for second time.	
7/2	@Eug	L	2-3 (11)	2	8	4	10	3	8	2	9	4-15	4	-9.0	G. Reyes	W. Locante*		3:31e	2,054	Locante blown save and loss.	
7/3	@Eug	W	5-2	5	9	1	8	2	5	1	8	5-15	4	-9.0	Y. Camacho	B. Verbitsky	J. Shuttlesworth	2:48	5,028	Linton hits 3rd HR in 4 games	
7/4	Van	L	2-9	2	14	6	9	9	8	0	6	5-16	4	-10.0	E. Brown	J. Pulley		2:41	4,710	6E for Hops, 6UER allowed.	
7/5	Van	W	5-4 (10)	5	10	0	6	4	13	0	11	6-16	4	-10.0	W. Locante*	G. Pickens		3:05e	3,210	Perez-Ramos walkoff 1B in 10th.	
7/6	Van	L	4-16	4	9	1	12	16	22	1	8	6-17	4	-10.0	K. Anderson	B. Eckels		3:13	4,057	L. Dantzier 4-6; 3 2B & 3 RBI.	
7/7	Van	W	5-4 (19)	5	15	1	13	4	7	2	10	7-17	4	-9.0	Y. Camacho*	C. Ghysels		5:28e	3,459	Sac fly scores Leonard in 19th.	
7/8	Van	L	6-8	6	10	0	10	8	9	2	9	7-18	4	-9.0	B. Dorsett	R. Gerdeman*	J. Koutis	3:14	2,454	Dantzier 2-4 w/ 2B, HR & 2 RBI.	
7/10	@T-C	L	1-4	1	2	2	3	4	4	0	3	7-19	4	-9.0	S. Moll	J. Pulley	T. Daniel	2:09	1,384	Hops 2-hit for 2nd time.	
7/11	@T-C	W	6-4	6	10	1	9	4	4	1	8	8-19	4	-9.0	Y. Camacho*	J. Vargas	D. Gibson	2:57	1,773	Camacho wins third straight outing.	
7/12	@T-C	L	4-6	4	9	1	9	6	7	1	6	8-20	4	-10.0	S. Stewart	B. Eckels		2:55	3,773	Hops fail again to get a W streak.	
7/13	@T-C	L	2-15	2	7	5	9	15	14	1	10	8-21	4	-11.0	R. Warner	B. Shipley		3:04	2,721	Hops take largest loss of season.	
7/14	@T-C	L	1-4	1	4	0	12	4	3	2	7	8-22	4	-11.0	S. Broyles	J. Martinez	T. Daniel	2:45	1,729	Hops go 1-4 in first trip to Tri-City.	
7/15	Boi	L	4-7	4	12	0	11	7	10	0	4	8-23	4	-12.0	D. Underwood	R. Gerdeman		2:48	2,525	Josh Parr 3R HR in 9th.	
7/16	Boi	L	0-3	0	3	0	4	3	9	0	10	8-24	4	-13.0	T. Masek	J.R. Bradley*	M. Iannazzo	2:36	3,865	Hops shutout for 3rd time of year.	
7/17	Boi	L	1-5	1	4	1	5	5	5	0	6	8-25	4	-14.0	L. Padron	B. Eckels		2:47	2,757	Losing streak extended to 6 games	
7/18	Spo	W	5-3	5	9	4	5	3	12	2	14	9-25	4	-13.0	A. Platt*	T. Dean	J. Sherfy	3:00	3,292	Snap 6G L streak, Sherfy 1st SV.	
7/19	Spo	W	7-2	7	5	0	8	2	5	3	2	10-25	4	-13.0	J. Martinez	K. Castro		2:41	3,046	Hops get first W streak of year.	
7/20	Spo	L	2-4	2	9	1	11	4	6	2	5	10-26	4	-13.0	A. De La Cruz	R. Gerdeman	K. Kela	2:49	4,265	Esquerria 2R HR not enough.	
7/21	Spo	W	6-5 (13)	6	16	0	14	5	9	2	6	11-26	4	-12.0	B. Forslund*	R. Alvarez		4:15e	4,002	Perez-Ramos walkoff 2B in 13th.	
7/22	Spo	L	3-11	3	8	0	10	11	11	1	8	11-27	4	-13.0	T. Dean	C. Stevens*		3:19	2,681	Hops allow nine runs in seventh.	
7/23	@S-K	W	9-6	9	13	2	8	6	11	3	11	1-0	T1	---	A. Platt*	J. Kurrasch	J. Sherfy	3:23	1,893	Hops beat S-K for first time in 2013.	
7/24	@S-K	L	1-4	1	6	2	4	4	6	1	8	1-1	T1	---	J. Shadle	P. Smith*	R. Montero	2:34	2,069	3 UER sink Hops.	
7/25	@S-K	W	1-0	1	7	1	4	0	9	0	9	2-1	T1	---	J. Shuttlesworth*	C. McVey	D. Gibson	2:18	1,923	Gerdeman goes 7.2; 1st 1-0 gm.	
7/26	Evt	W	4-3 (11)	4	12	1	12	3	8	3	7	3-1	1	+1.0	W. Locante*	M. Chen		3:07e	3,647	Yogey 3rd walkoff hit of year.	
7/27	Evt	W	9-0	9	12	0	7	0	5	1	8	4-1	1	+1.0	B. Eckels	T. Vieira		2:34	4,274	Eckels 7 ShOip; Gutierrez 3-r HR.	
7/28	Evt	L	0-6	0	4	1	5	6	11	2	10	4-2	T1	---	S. Ewing	B. Shipley		2:35	4,004	Reinheimer strange IPHR.	
7/29	Evt	L	0-6	0	2	0	3	6	10	0	6	4-3	2	-1.0	J. Zokan	B. Forslund*		2:13	2,611	Hops 19 inn, 0r; Esquerria to DL.	
7/30	Evt	L	0-6	0	2	1	3	6	7	0	2	4-4	T2	-1.0	L. Huijjer	R. Gerdeman		2:05	3,206	28 inn w/o a run; 1st hit 7th inn.	
7/31	@Van	W	7-1	7	8	0	5	1	5	4	11	5-4	T1	---	A. Blair	J. James	D. Gibson	2:49	4,726	Blair 5ip,3h,1r,2bb,3k, 1st pro W	
8/1	@Van	W	4-3	4	8	1	9	3	7	3	7	6-4	T1	---	B. Eckels	K. Anderson		2:37	4,565	Eckels W 2nd straight	
8/2	@Van	L	8-9 (10)	8	9	2	9	9	16	3	10	6-5	T1	---	J. Spano	J.R. Bradley*		3:29e	4,033	Hops 5 in T9 to tie	
8/3	@Van	L	2-8	2	9	2	8	8	7	1	4	6-6	T1	---	T. Robson	B. Forslund		2:20	5,157	14 Hops go down on strikes; 1bb	
8/4	@Van	L	0-4	0	7	1	6	4	6	1	3	6-7	T3	-1.0	S. Dawson	R. Gerdeman	Pickens	2:13	5,157	9 Hops go down on strikes; 1bb	
8/8	T-C	W	3-2	3	10	0	7	2	7	1	10	7-7	T2	-1.0	J. Shuttlesworth*	A. Senzateia	J. Sherfy	2:30	2,845	Hops go 0-for-8 w/ RISP, still win.	
8/9	T-C	W	15-4	15	20	1	13	4	9	4	13	8-7	T2	-1.0	B. Eckels	J. Vargas		3:08	3,055	Hops set franchise record in R/H.	
8/10	T-C	W	6-3	6	9	1	6	3	8	2	8	9-7	T2	-1.0	J.R. Bradley*	T. Neiman	J. Sherfy	2:42	3,528	3 straight wins @H, most ever.	
8/11	T-C	L	0-2	0	3	2	7	2	6	1	9	9-8	T3	-2.0	R. Warner	A. Platt	T. Daniel	2:30	4,013	No score with BL, 0 out for 3rd time.	
8/12	T-C	W	2-0	2	3	0	6	0	8	2	9	10-8	T2	-2.0	R. Gerdeman	K. Wade	J. Sherfy	2:09	2,477	Gerdeman 7 scoreless ip for 1st win.	
8/13	S-K	L	0-3	0	6	3	9	3	11	1	12	10-9	3	-3.0	Chase Johnson	A. Blair	D. Slania	3:00	2,935	Hops strand 6 in scoring position.	
8/14	S-K	W	2-0	2	6	0	5	0	4	4	8	11-9	2	-2.0	B. Eckels	P. Young	B. Weller	2:22	2,778	Both runs UE, Eckels' 4th str. W	
8/15	S-K	L	5-6	5	10	0	8	6	9	0	7	11-10	3	-3.0	J. Nova	B. Weller*	R. Montero	3:02	3,707	4 lead changes, S-K scores 2 in 9th	
8/16	@Spo	L	1-5	1	4	2	5	5	9	0	8	11-11	3	-4.0	C. Wiles	A. Platt		2:30	6,406	All Indians r's on HR's in 1st/2nd	
8/17	@Spo	W	7-5 (10)	7	16	2	11	5	8	2	3	12-11	3	-3.0	W. Locante*	R. Rodriguez	J. Jose	3:19e	6,818	Gebhardt 4-6-d-2rbi, Locante BS	
8/18	@Spo	W	5-1	5	10	0	8	1	7	3	5	13-11	3	-3.0	R. Doran						

2013 Statistics

* = Left-handed hitter or pitcher # = Switch-hitter

BATTING	Age	G	PA	AB	R	H	2B	3B	HR	RBI	SB	CS	BB	SO	BA	OBP	SLG	OPS	TB	DP	HB	SH	SF
Justin Bianco*	20	3	14	12	1	3	1	0	0	0	0	1	2	6	.250	.357	.333	.690	4	0	0	0	0
Brian Billigen*	23	56	216	188	25	41	10	3	2	21	4	1	15	50	.218	.308	.335	.644	63	0	10	2	1
Cesar Carrasco	19	26	110	98	9	23	3	0	0	6	0	0	0	16	.235	.300	.265	.565	26	7	1	0	2
William Castillo	20	21	57	50	1	7	2	0	0	3	0	1	4	16	.140	.204	.180	.384	9	1	0	3	0
Denver Chavez#	23	8	29	25	1	6	3	0	0	7	2	0	2	9	.240	.321	.360	.681	9	0	1	1	0
Zach Esquerria	22	46	202	184	22	52	10	3	8	33	1	0	15	62	.283	.347	.500	.847	92	4	3	0	0
Ryan Gebhardt	21	69	280	252	22	65	13	1	0	19	5	5	18	27	.258	.308	.317	.625	80	7	2	4	4
Yosbel Gutierrez	20	34	138	125	24	27	8	2	1	15	3	0	5	34	.216	.270	.336	.606	42	7	5	1	2
Ryan Kinsella*	21	30	108	92	7	22	8	0	1	5	0	0	13	29	.239	.333	.359	.692	33	1	1	0	2
John Leonard	21	33	109	95	7	16	1	1	0	3	0	2	9	25	.168	.238	.200	.438	19	3	0	4	1
Ty Linton	22	22	82	75	7	16	1	0	3	11	0	0	5	27	.213	.268	.347	.615	26	1	1	0	1
Wagner Mateo*	20	9	33	32	2	5	2	0	0	3	0	0	1	13	.156	.182	.219	.401	7	1	0	0	0
Randy McCurry	23	55	222	199	13	43	7	0	0	21	0	1	15	37	.216	.269	.251	.521	50	6	1	3	4
Grant Nelson	21	13	47	41	4	6	0	0	0	3	0	0	6	14	.146	.255	.146	.402	6	2	0	0	0
Daniel Palka*	21	12	55	47	10	16	1	2	2	10	1	0	7	16	.340	.418	.574	.993	27	1	0	0	1
Jordan Parr	22	46	182	159	18	36	8	2	2	18	10	1	18	32	.226	.311	.340	.651	54	7	2	2	1
Josh Parr	23	19	76	64	9	17	3	1	2	7	5	1	10	14	.266	.373	.438	.811	28	1	1	1	0
Yosbel Gutierrez*	24	67	296	261	35	82	16	3	0	24	15	4	25	39	.314	.382	.398	.781	104	4	5	3	2
Taylor Ratliff*	21	59	257	216	35	46	5	0	0	7	21	3	34	56	.213	.328	.236	.564	51	1	3	4	0
George Roberts	23	57	244	215	34	54	8	1	7	33	3	0	17	50	.251	.326	.395	.722	85	8	8	2	2
Elvin Soto#	21	45	173	153	12	32	9	1	1	7	3	0	15	41	.209	.288	.301	.589	46	0	2	3	0
TOTALS	21.8	76	2930	2583	298	615	119	20	29	256	73	20	245	613	.238	.313	.333	.646	861	62	46	33	23
OPPONENTS	76	2962	2543	319	610	111	21	27	275	72	36	305	596	.240	.333	.332	.665	844	57	60	33	21	

PITCHING	Age	W	L	W-L%	ERA	G	GS	GF	CG	SHO	SV	IP	H	R	ER	HR	BB	IBB	SO	HBP	BK	WP	WHIP
Aaron Blair	21	1	1	.500	2.90	8	8	0	0	0	0	31.0	25	10	10	2	13	0	28	2	0	1	1.23
J.R. Bradley	21	2	2	.500	2.38	15	0	6	0	0	0	22.2	21	10	6	0	12	0	24	2	0	5	1.46
Alex Bvo	22	0	1	.000	9.82	5	0	1	0	0	0	7.1	16	9	8	0	6	0	7	0	0	1	3.00
Yoimer Camacho	23	3	3	.500	2.36	14	1	6	0	0	1	26.2	20	11	7	1	14	1	26	3	0	1	1.28
Alexander Carreras*	23	0	1	.000	4.82	6	0	0	0	0	0	9.1	8	6	5	0	7	0	5	1	0	3	1.61
Ryan Doran	22	2	0	1.000	2.18	3	3	0	0	0	0	20.2	23	5	5	0	3	0	21	0	0	2	1.26
Ben Eckels	19	6	6	.500	3.12	15	13	1	0	0	0	83.2	65	35	29	2	40	0	60	15	2	10	1.26
Blake Forslund	23	1	2	.333	3.98	11	1	4	0	0	0	31.2	23	16	14	2	17	0	24	3	0	4	1.26
Ross Gerdeman	23	3	7	.300	3.56	15	13	0	1	1	0	93.2	88	39	37	4	26	0	59	5	0	3	1.22
Daniel Gibson*	21	1	0	1.000	0.45	14	0	4	0	0	3	20.0	17	5	1	0	8	0	22	2	0	2	1.25
Jose Jose*	22	0	0	.000	0.00	6	0	4	0	0	3	6.1	1	0	0	0	5	0	10	0	0	0	0.95
Will Locante*	23	3	1	.750	2.25	21	0	12	0	0	1	24.0	18	13	6	0	18	0	33	1	0	5	1.50
Jose Martinez	19	2	3	.400	4.03	10	10	0	0	0	0	38.0	20	20	17	3	25	0	30	8	0	6	1.18
Austin Platt	21	4	3	.571	2.62	15	7	0	1	0	0	79.0	71	40	23	5	40	0	53	5	1	9	1.41
Jonathan Pulley	20	0	4	.000	3.68	7	5	1	0	0	0	29.1	29	19	12	1	8	0	17	3	0	0	1.26
Kyle Schepel	22	1	0	1.000	2.84	4	4	0	1	1	0	25.1	19	8	8	0	10	0	23	0	0	0	1.15
Jimmie Sherfy	21	0	0	.000	0.00	9	0	8	0	0	5	9.0	3	0	0	0	1	0	17	2	0	0	0.44
Braden Shipley	21	0	2	.000	7.58	8	8	0	0	0	0	19.0	30	18	16	1	6	0	24	1	1	2	1.90
Johnny Shuttlesworth	23	3	1	.750	2.01	18	0	9	0	0	1	22.1	16	5	5	1	3	0	21	2	0	1	0.85
Patrick Smith	23	1	1	.500	3.34	20	0	4	0	0	0	29.2	36	18	11	1	11	0	28	2	0	3	1.58
Chase Stevens	22	0	2	.000	5.51	20	0	6	0	0	0	32.2	36	21	20	2	20	0	45	2	0	1	1.71
Karl Triana	20	1	1	.500	4.60	4	3	0	0	0	0	15.2	21	9	8	2	5	0	11	1	2	4	1.66
Blayne Weller	23	0	1	.000	2.57	7	0	7	0	0	3	7.0	4	2	2	0	7	0	8	0	0	1	1.57
TOTALS	21.6	34	42	.447	3.29	76	76	73	3	7	17	684.0	610	319	250	27	305	1	596	60	6	64	1.34
OPPONENTS	42	34	.553	3.00	76	76	76	0	9	22	688.0	615	298	229	29	245	6	613	46	4	65	1.25	

FIELDING	G	PO	A	E	DP	Fld%
FIRST BASE						
George Roberts	43	429	42	6	33	.987
Ryan Kinsella	15	127	10	2	14	.986
Daniel Palka	10	92	6	2	8	.980
Wagner Mateo	9	76	2	0	7	1.000
Cesar Carrasco	2	16	3	0	3	1.000

THIRD BASE	G	PO	A	E	DP	Fld%
Randy McCurry	37	24	89	8	13	.934
Cesar Carrasco	20	12	32	5	1	.898
Jordan Parr	15	15	30	15	5	.750
George Roberts	5	4	14	0	1	1.000

PITCHER	G	PO	A	E	DP	Fld%
Chase Stevens	20	1	5	0	0	1.000
J. Shuttlesworth	18	1	3	0	0	1.000
J.R. Bradley	15	0	4	0	0	1.000
Ben Eckels	15	14	8	2	2	.917
Ross Gerdeman	15	6	14	1	1	.952
Austin Platt	15	9	12	6	0	.778
Y. Camacho	14	0	4	0	0	1.000
Daniel Gibson	14	0	5	0	0	1.000
Blake Forslund	11	1	1	0	0	1.000
Jose Martinez	10	0	6	0	0	1.000
Jimmie Sherfy	9	0	1	0	0	1.000
Aaron Blair	8	5	2	0	1	1.000
Braden Shipley	8	2	3	0	0	1.000
Jon Pulley	7	1	1	0	1	1.000
Blayne Weller	7	0	1	0	0	1.000
Alex. Carreras	6	0	2	0	0	1.000
Jose Jose	6	0	0	0	0	.000
Alex Bvo	5	1	2	0	1	1.000
Kyle Schepel	4	3	2	0	1	1.000
Karl Triana	4	1	3	2	1	.667
Ryan Doran	3	1	1	0	1	1.000

SECOND BASE	G	PO	A	E	DP	Fld%
John Leonard	28	52	87	0	18	1.000
William Castillo	18	20	52	5	6	.935
Randy McCurry	17	30	51	1	8	.988
Josh Parr	12	17	26	3	7	.935
Denver Chavez	7	11	21	1	8	.970
Ryan Gebhardt	1	1	1	0	0	1.000

OUTFIELD	G	PO	A	E	DP	Fld%
Taylor Ratliff	57	108	6	1	3	.991
Y. Perez-Ramos	55	90	7	4	0	.960
Brian Billigen	54	80	3	2	1	.976
Zach Esquerria	39	49	2	0	0	1.000
Jordan Parr	25	36	0	1	0	.973
Ty Linton	6	8	0	0	0	1.000
Justin Bianco	3	5	1	0	0	1.000
Randy McCurry	1	0	0	0	0	.000

SHORTSTOP	G	PO	A	E	DP	Fld%
Ryan Gebhardt	68	107	190	18	40	.943
Josh Parr	6	14	11	0	3	1.000
John Leonard	4	5	4	1	1	.900

CATCHER	G	PO	A	E	DP	Fld%	PB	SB	CS	
---------	---	----	---	---	----	------	----	----	----	--

2014

New man in the house: The Hops' manager, former major league catcher **J.R. House**, had been their hitting coach the year before. He collected his first managerial win 3-2 at Everett on June 14, 2014 in the season's second game. (Editor's note: don't be surprised when he's holding a World Series trophy as a big league manager.)

A different tune: Unlike in 2013, the Hops got off to a strong start, winning 14 of their first 21 games and building a four-game lead with 17 to play in the South Division first-half standings. Outfielder **Todd Glaesmann** led the way to the early success, hitting .404 with a 1.092 OPS in 14 games before being promoted.

Pop the corks: the Hops won 3-2 at Eugene on July 20th in the next-to-last game of the season's first half. Shortly after the win, Boise lost at home to Salem-Keizer, securing Hillsboro's first-ever playoff berth and setting off a joyous champagne celebration in the visitors' clubhouse.

No no-no this time: Nearly a year after their no-hitter at Boise on the final day of August in 2013, the Hops were at it again on August 13, 2014. A quintet of Hops pitchers—**Jared Miller** (4 ip), **Nick Baker** (2 ip), **Dustin Loggins** (1 ip), **Luis Ramirez** (1 ip) and **Zac Curtis** (1 ip)—held Boise hitless through nine innings. Unfortunately, the Hops had just one hit themselves in the first nine frames (a fifth-inning single by DH **Jake Mayers**) and no runs. Boise's David Bote hit a sinking liner to right for a double on the top of the 10th, which would be the Hawks' only hit of the game. Hops center fielder **Taylor Ratliff** drew a bases-loaded walk in the bottom of the 10th for a 1-0 win.

Brief, but dominant: 19-year-old **Brad Keller** had just one appearance in a Hops uniform, and he made it count, tossing six shutout innings (with one hit, one walk and eight strikeouts) in a 1-0 win at home over Eugene on August 30th. (Incidentally, that game remains the shortest in Hops history, at just an hour and 59 minutes.)

Right man, right spot: Left-hander **Zac Curtis** saved a franchise-record 14 games in 2014.

Hops win first-ever playoff game: Hillsboro won 5-2 at Boise on Sept. 2nd. Trailing 2-1 in the top of the sixth, second baseman **Steve Nyisztor** had a game-tying single, then scored the go-ahead run on a pair of Boise errors. **Nick Baker**, **Rob Wort**, and **Zac Curtis** provided five innings of shutout relief, allowing only two hits.




NWL president Mike Ellis presents the Bob Freitas Trophy to Hops manager J.R. House moments after the Hops vanquished the three-time-defending Northwest League champion Vancouver Canadians to win the 2014 title.

Hops top Boise to advance to NWLCS: It was another come-from-behind 5-2 win over Boise, this time at Ron Tonkin Field. Newcomer **Stewart Ijames** ("imes") tied the game 2-2 with a fourth-inning single, and first baseman **Kevin Cron** put the Hops on top to stay with a fifth-inning base hit. German native **Markus Solbach** tossed seven strong innings, allowing five hits and two runs.

Stunning comeback in Vancouver: You could sense it after the clearly nervous Hops kicked the ball around and fell behind 5-0 in Vancouver in game one of the best-of-three NWL Championship Series: the three-time-defending champion Canadians would take game one and then romp to their fourth straight title. But... no. **Nate Robertson** and **Taylor Ratliff** began the comeback with run-scoring hits, and **Stewart Ijames** and **Stryker Trahan** finished it with a pair of two-run home runs. **Zac Curtis** snuffed a rally in the ninth to preserve a 7-5 win.

Hops win first NWL championship in front of home fans: Sunday, Sept. 7th: the Hops scored three times in the first inning, highlighted by a **Stewart Ijames** RBI single and a **Jordan Parr** two-run double. Hillsboro led 4-3 in the top of the seventh when **Taylor Ratliff** made one of the biggest catches in club history, racing to the fence in deep center to save two runs. **Zac Curtis** pitched around a one-out walk to **Tim Locastro** in the 9th, striking out **Franklyn Barreto** and bare-handing **Chris Carlson's** comebacker before tossing to **Kevin Cron** at first for the final out. Curtis earned the save in all four of the Hops' postseason wins.



Zac Curtis bare-hands the last out to win the championship.

2014 Game-By-Game Results and Notes

	OPP	W/L	SCORE	HOPS				OPPONENT				REC	POS	GB/	GA	WINNER	LOSER	SAVE	TIME	ATT	NOTES
				R	H	E	L	R	H	E	L										
6/13	@Evt	L	3-4	3	2	1	9	4	9	1	7	0-1	T2	-1.0	D. DeMeyer	D. Loggins*		2:56	2,950	Hops draw 10 BB, 0x10 RISP.	
6/14	@Evt	W	3-2	3	9	1	5	2	6	1	7	1-1	2	-1.0	A. Byo*	R. Pereira	C. Geyer	2:40	2,886	J.R. House's 1st-ever win as manager.	
6/15	@Evt	W	3-0	3	8	0	7	0	4	3	9	2-1	2	-1.0	A. Placido	R. Cleto	J. Roberts	2:44	2,881	Placido sets franch. rec. w/12 K's.	
6/16	@Evt	W	7-3	7	9	2	6	3	6	2	6	3-1	T1	---	N. Baker*	N. De La Cruz		2:39	2,419	Jones & N. Baker strong in pro debuts.	
6/17	@Evt	W	5-3	5	9	0	8	3	7	2	8	4-1	T1	---	D. Savas*	C. Pereira	Z. Curtis	2:49	2,078	Hops' 14th W in 15 road G since 8/17.	
6/18	S-K	L	6-8	6	9	2	6	8	10	2	12	4-2	T1	---	E. Sanchez	J. Pedrotty*	I. Gardeck	3:02	4,853	Hops trail 1-0, each T struggles for 1st time.	
6/19	S-K	W	4-3	4	12	2	9	3	10	0	12	5-2	1	+1.0	R. Doran	J. Reyes	Z. Curtis	3:05	2,654	Hops' 7th consec gm scoring in 1st inn.	
6/20	S-K	W	2-1	2	8	0	7	1	7	0	5	6-2	1	+2.0	D. Loggins*	M. Casland		2:36	3,381	Soto single w/2 out B9 snaps 1-1 tie.	
6/21	Van	L	2-3	2	5	2	6	3	5	0	4	6-3	1	+1.5	Z. Wasilewski	J. Jones	U. Kamakani	2:17	4,783	Hops trail 1-0, each tm 2 in 9th.	
6/22	Van	L	3-5	3	11	0	8	5	8	0	9	6-4	1	+1.5	M. Biggs	M. Cetta*	B. Barber	2:43	3,878	Lead 2-0 'til 5-run Vancouver 8th.	
6/23	Van	W	4-0	4	7	1	7	0	5	0	8	7-4	1	+2.0	B. Eckels	J. LaBourt		2:26	2,577	Eckels, Pedrotty & Curtis toss 5-h ShO.	
6/24	Van	L	0-3	0	4	1	7	3	7	0	7	7-5	1	+1.5	F. Gracesqui	R. Doran	J. Fernandez	2:39	2,679	14 Hops hitters K, 7 looking.	
6/25	Van	W	7-6	7	5	0	2	6	11	2	10	8-5	1	+2.0	A. Placido	M. Castro	Z. Curtis	2:44	2,839	Gonz. 3r-HR=6-0 ld, nearly gets away.	
6/26	@Boi	W	10-0	10	15	0	11	0	5	2	4	9-5	1	+1.0	B. Jones	E. Leal	N. Baker	2:36	1,878	Jones & Baker 5-hitter; Glaesmann 4x5	
6/27	@Boi	L	11-1	1	2	2	2	11	10	1	7	9-6	1	+1.0	T. Clifton	S. Schultz		2:32	3,124	2h matches seas. and franch. low	
6/28	@Boi	W	3-1	3	5	0	6	1	7	2	8	10-6	1	+2.0	B. Eckels	R. McNeil	Z. Curtis	2:35	2,146	Heyman 3-r HR in T6 keys win	
6/29	Evt	W	4-3(10)	4	12	0	10	3	8	1	9	11-6	1	+3.0	C. Geyer*	V. Nitto		3:02e	4,146	G. Roberts & T. Baker BTB 2B in B10.	
6/30	Evt	L	4-5	4	10	5	9	5	8	2	7	11-7	1	+3.0	L. Munoz	Z. Curtis*	C. Pereira	2:37	2,380	Evt 3r w/2out T9; Hops 3on Out B9, 0r.	
7/1	Evt	W	3-1	3	5	0	7	1	7	1	5	12-7	1	+4.0	B. Jones	N. De La Cruz	C. Geyer	2:24	2,366	Hops reach 1/4 pt of seas w/4-gm lead.	
7/2	Evt	W	8-7	8	11	0	4	7	10	1	5	13-7	1	+4.0	S. Schultz	L. Gohara	Z. Curtis	2:42	2,566	Gm-ending 6-4-2-6 DP w/R on 2nd-3rd.	
7/3	Evt	W	7-6	7	9	2	9	6	8	2	11	14-7	1	+4.0	A. Byo*	L. Munoz	C. Geyer	3:06	5,205	Gonzo 3-r HR BT; top crowd RTF hist.	
7/4	@S-K	L	1-5	1	4	1	6	5	6	1	6	14-8	1	+3.0	J. Reyes	R. Doran	D. Knight	2:18	5,613	Jose Reyes 1h, 7ip; HH hand SK 3r 1st.	
7/5	@S-K	L	6-7	6	9	4	8	7	14	2	10	14-9	1	+3.0	E. Encinosa	A. Platt*		2:57	3,355	Hops erase 6-0 def.; T Relaford GW hit.	
7/6	@S-K	W	11-9	11	14	3	7	9	7	2	7	15-9	1	+3.0	C. Geyer*	D. Knight	Z. Curtis	3:15	2,424	Hops 3r T9 incl. Ruiz 2-r HR to snap tie.	
7/7	@Boi	L	4-11	4	7	0	7	11	12	1	7	15-10	1	+2.0	T. Ihrig	S. Schultz		2:18	1,324	Boise 4 in 5th, 3 in 6th; J. Baez 3-r HR.	
7/9	@Boi	L	2-6	2	6	0	8	6	11	1	7	15-11	1	+1.0	E. Leal	B. Eckels		2:28	1,340	Rashad Crawford 3-r 3B keys 4-r 4th	
7/10	@Boi	W	9-3	9	19	3	10	3	11	1	10	16-11	1	+2.0	R. Doran	J. Davis		3:14	2,175	Nyisztor 5x5. Hops seas-hi 19 hits.	
7/11	S-K	W	7-4	7	11	1	5	4	10	0	6	17-11	1	+2.0	N. Baker*	I. Gardeck	Z. Curtis	2:39	3,637	Beh. 4-3, 2 out none on B8, Hops get 4	
7/12	S-K	L	5-6	5	7	3	8	6	9	0	8	17-12	1	+2.0	S. Neff	J. Pedrotty	E. Sanchez	2:48	4,997	Gonzo phantom HR; Hops 3 LOB B9	
7/13	@S-K	W	7-5	7	13	0	9	5	13	1	11	18-12	1	+2.0	C. Geyer*	A. Paniagua	Z. Curtis	3:22	2,183	Win despite flu, several players missing	
7/14	T-C	W	2-0	2	6	1	7	0	7	2	7	19-12	1	+2.0	B. Eckels	H. Rodriguez	D. Loggins	2:16	2,542	Eckels K's 11; Hops 4th ShO tops NWL.	
7/15	T-C	L	1-4	1	7	0	7	4	11	1	6	19-13	1	+1.0	J. McCrummen	R. Doran		2:28	2,665	Doran allows solo HR in 6th & 7th.	
7/16	T-C	W	7-4	7	10	3	10	4	3	1	5	20-13	1	+1.0	A. Platt	B. Shouse	Z. Curtis	2:34	3,173	Ramirez, Geyer, Curtis each 1-2-3 inn.	
7/17	T-C	L	1-2	1	6	0	7	2	5	0	4	20-14	1	+1.0	J. Sheehan	K. Anderson*	J. Michalec	2:15	3,333	Ryan Garvey solo HR T5, RBI 2B T7.	
7/18	T-C	L	3-4	3	6	0	4	4	7	0	9	20-15	T1	---	D. Thompson	C. Geyer*	S. Firth	2:35	4,338	Rich. Priqatano 2r 2B T8; 29d alone 1st.	
7/19	@Eug	W	3-2	3	7	0	10	2	7	4	7	21-15	T1	---	D. Savas*	W. Santos	L. Ramirez	2:54	3,011	4 Ems E's=2 UER; Hops 2x10 RISP.	
7/20	@Eug	W	3-2	3	6	2	5	2	8	1	7	22-15	1	+1.0	K. Anderson*	B. Verbitsky	Z. Curtis	2:43	1,956	Ems leave mid. inf. back. Hops win div.	
7/21	@Eug	L	7-13	7	14	4	11	13	11	0	10	22-16	T1	---	T. Radke	A. Platt		3:24	1,853	Hops 4E, 7UER, 8BB allowed, 11LOB.	
7/22	@Van	W	13-3	13	13	0	5	3	9	6	6	1-0	T1	---	N. Baker	Z. Wasilewski		3:03	4,955	Heyman 5rbi, Garcia 4rbi after bus stall.	
7/24	@Van-1	W	7-3 (7)	7	13	1	10	3	8	1	8	2-0	T1	---	S. Schultz	T. Mayza		2:06s	----	Ard HR T5 ties gm, 1st of 6 str hits.	
7/24	@Van-2	L	2-5 (7)	2	5	4	3	5	9	0	3	2-1	T2	-1.0	A. Kelly	K. Anderson	Y. Del Rosario	1:43s	4,966	Soto HR T7 ends shutout bid.	
7/25	@Van	W	6-3	6	8	2	10	3	8	1	7	3-1	2	-1.0	R. Doran	J. Labourt	Z. Curtis	2:52	5,147	1st since 8/08 to win 5-gamer at Nat.	
7/26	@Van	L	2-1(10)	1	6	0	7	2	10	1	12	3-2	T2	-1.0	Y. Del Rosario	M. Cetta*		3:10e	5,157	0-0 to T10, Hops 1 in T10, Van 2 B10.	
7/27	Boi	W	4-3 (10)	4	6	1	6	3	11	1	9	4-2	2	-1.0	Z. Curtis*	F. Carrillo		2:49e	5,052	Ruiz 2-r HR B10 1 out after Ratliff BB.	
7/28	Boi	W	6-1	6	8	1	8	1	5	2	7	5-2	2	-1.0	D. Savas*	T. Clifton		2:42	3,392	Hops get 6th 1st-&3rd double steal.	
7/29	Boi	L	2-11	2	3	5	4	11	20	0	10	5-3	2	-1.0	S. Wilson	S. Schultz	F. Carrillo	3:06	3,633	Hops' worst of yr; Boi runs in 1st 7 inn.	
7/30	@Spo	W	9-1	9	12	0	6	1	8	0	6	6-3	2	-1.0	R. Doran	R. Pena		2:35	4,765	Doran 9th QS in 10g; Esquerria 1st HR	
7/31	@Spo	W	5-3	5	8	1	3	3	9	0	9	7-3	T1	---	A. Platt	D. Thompson	Z. Curtis	2:36	4,303	Hops 4 in T1; 'Pen 3.1ip, 2h, 0r	
8/1	@Spo	L	1-10	1	7	2	11	10	15	0	8	7-4	T1	---	R. Gamett	N. Baker		2:35	7,061	L. Tendler HR B1 1st opp HR 551 PA	
8/2	@Spo	W	12-9	12	14	3	3	9	14	0	7	8-4	T1	---	K. Anderson	A. Barnett		3:03	7,031	Hops 6r T1 on 3HR; Ruiz 2HR in game	
8/3	@Spo	W	12-6	12	14	3	8	6	11	2	9	9-4	1	+1.0	S. Schultz	N. Gardewine		3:24	4,098	Cron & Trahan HR; Hops 11-4 rd vs N	
8/7	Eug	W	5-2	5	9	1	8	2	3	2	5	10-4	1	+1.0	A. Platt	W. Weickel	McCullough	2:45	3,560	Cron HR 3SG; Hops W 7th str ser. op	
8/8	Eug	L	3-9	3	8	0	9	9	15	3	7	10-5	T1	---	M. Kelly	J. Miller		2:55	4,702	Hops 1x14 RISP; Miller L 1st pro start	
8/9	Eug	L	6-7	6	9	0	6	7	13	1	11	10-6	2	-1.0	C. Blueberg	S. Schultz	B. Verbitsky	2:38	4,501	Hops trail 7-1 aft T2; Cron HR 4th x 5g.	
8/10	S-K	L	1-7	1	5	1	3	7	13	1	7	10-7	2	-2.0	E. Miller	K. Anderson		2:21	4,087	SK 7h/5r in T3; Hops L3S 1st x 55th g.	
8/11	@S-K	W	13-7	13	15	3	4	7	9	1	6	11-7	2	-1.0	F. Perez	D. Leenhouts		3:28	1,973	Esquerria 1st grand slam Hops history.	
8/12	@S-K	L	11-14	11	9	5	4	14	10	2	3	11-8	2	-2.0	E. Encinosa	T. Toyfair*	E. Sanchez	2:58	1,854	Six HR in game, 3 for each team.	
8/13	Boi	W	1-0 (10)	1	2	0	5	0	1	0	4	12-8	2	-2.0	Z. Curtis*	C. Hoffer		2:30e	3,677	Hops 9 no-hit inn; Ratliff gm-ending BB.	
8/14	Boi	L	2-7	2	5	0	2	7	9	0	6	12-9	2	-2.0	T. Lang	S. Schultz		2:21	3,653	Boi 5-r 2nd; Schultz 0-4, 9.32 vs Boise.	
8/15	Boi	W	5-4	5	7	0	8	4	5	1	4	13-9	2	-1.0	M. Solbach	D. Maples	D. Loggins	2:45	3,334	Hops 2r B8, Boi 2r T9, big H by Cribbs	
8/16	@Eug	W	6-3	6	8	0	2	3	8	2	5	14-9	T1	---	F. Perez	L. Jermigan		2:44	3,668	Trahan & Parr consec. HR, consec. 2B.	
8/17	@Eug	W	9-7 (17)	9	17	1	15	7	16	3	13	15-9	1	+1.0	M. Cetta*	J. Epperson		5:28e	2,543	Ratliff 2-r HR T17, 1st HR as pro.	
8/18	@Eug	W	9-2	9	12	0	5	2	4	2	3	16-9	1	+1.0	J. Miller	M. Kelly		2:30	2,645	1st sweep; 16-9, 38-25 alone atop NWL.	
8/20	Spo	W	2-1 (14)																		

2014 Statistics

* = Left-handed hitter or pitcher # = Switch-hitter

BATTING	Age	G	PA	AB	R	H	2B	3B	HR	RBI	SB	CS	BB	SO	BA	OBP	SLG	OPS	TB	DP	HB	SH	SF
Taylor Ard	24	10	40	30	7	8	1	0	1	3	0	0	9	5	.267	.450	.400	.850	12	1	1	0	0
Tyler Baker*	21	23	95	84	10	21	3	1	1	10	1	2	10	15	.250	.337	.345	.682	29	2	1	0	0
Cesar Carrasco	20	7	28	26	2	5	3	0	0	4	0	0	1	8	.192	.214	.308	.522	8	0	0	0	1
Galli Cribbs Jr.*	21	40	128	110	15	21	2	0	0	14	7	4	12	37	.191	.283	.209	.493	23	3	3	1	2
Kevin Cron	21	31	142	129	23	37	8	0	6	17	0	0	10	29	.287	.338	.488	.826	63	2	1	0	2
Zach Esquerra	23	26	106	96	9	16	4	1	2	15	3	0	8	39	.167	.245	.292	.537	28	3	2	0	0
Yorman Garcia	20	20	77	70	9	16	2	0	1	8	5	1	5	15	.229	.289	.300	.589	21	0	1	1	0
Todd Glaesmann	23	14	61	57	12	23	8	0	2	9	0	0	4	18	.404	.443	.649	1.092	37	1	0	0	0
Justin Gonzalez	23	40	155	131	21	26	4	1	6	19	1	3	20	49	.198	.314	.382	.695	50	1	2	2	0
Grant Heyman*	20	57	240	222	31	70	10	0	5	37	8	1	7	58	.315	.356	.428	.784	95	6	8	0	2
Stewart Ijames*	25	2	8	7	3	1	0	0	0	0	0	1	3	3	.143	.250	.143	.393	1	0	0	0	0
Nate Irving	21	8	29	21	5	4	1	0	0	1	1	0	4	8	.190	.357	.238	.595	5	2	2	1	1
Jake Mayers	23	32	138	125	14	37	6	2	0	10	1	3	11	31	.296	.362	.376	.738	47	3	2	0	0
Steve Nyzsitor	23	44	200	178	32	55	12	4	3	23	10	3	14	28	.309	.369	.472	.841	84	5	4	2	2
Jordan Parr	23	62	257	226	35	60	16	0	6	26	17	5	23	53	.265	.341	.416	.757	94	8	4	2	2
Taylor Ratliff*	22	57	231	188	33	36	2	1	1	17	19	7	31	52	.191	.308	.229	.537	43	3	3	4	5
George Roberts	24	21	86	76	6	21	6	0	0	19	4	1	7	14	.276	.326	.355	.681	27	1	0	0	3
Nate Robertson	21	57	216	200	27	47	5	0	0	14	15	3	12	55	.235	.282	.260	.542	52	2	1	3	0
Bennie Robinson*	23	23	93	81	11	19	1	0	0	9	2	1	11	8	.235	.333	.247	.580	20	6	1	0	0
Pedro Ruiz#	22	62	279	234	30	57	11	1	4	28	7	2	32	48	.244	.342	.350	.692	82	3	4	7	2
Elvin Soto#	22	51	204	180	26	46	10	5	3	23	2	4	20	43	.256	.332	.417	.748	75	3	1	2	1
Stryker Trahan*	20	30	131	113	15	29	7	1	6	22	2	2	15	23	.257	.344	.496	.839	56	1	1	0	2
TOTALS	21.9	76	2944	2584	376	655	122	17	47	328	105	42	267	639	.253	.330	.368	.699	952	56	42	25	25
OPPONENTS		76	2939	2612	330	544	139	13	47	321	82	34	250	591	.251	.323	.351	.674	916	47	38	17	21

PITCHING	Age	W	L	W-L%	ERA	G	GS	GF	CG	SHO	SV	IP	H	R	ER	HR	BB	IBB	SO	HBP	BK	WP	WHIP
Kyle Anderson*	24	2	3	.400	3.99	12	4	1	0	0	0	29.1	32	15	13	1	9	0	22	0	1	1	1.40
Nick Baker	21	3	1	.750	3.20	16	5	1	0	0	1	56.1	64	22	20	5	2	0	38	1	0	2	1.17
Alex Byo	23	2	0	1.000	2.33	10	0	0	0	0	0	19.1	19	7	5	0	7	0	13	3	0	5	1.35
Mike Cetta	21	2	3	.400	6.51	19	1	8	0	0	0	27.2	45	31	20	3	17	0	22	3	0	8	2.24
Zac Curtis*	21	2	1	.667	1.00	24	0	22	0	0	14	27.0	18	5	3	0	12	0	42	0	0	1	1.11
Ryan Doran	23	4	3	.571	2.56	10	10	0	0	0	0	63.1	69	24	18	3	10	0	48	4	0	6	1.25
Ben Eckels	20	3	1	.750	2.66	10	10	0	0	0	0	47.1	38	14	14	0	14	0	57	4	0	3	1.10
Cody Geyer	22	3	1	.750	3.77	26	0	11	0	0	3	31.0	24	17	13	0	19	0	23	0	0	3	1.39
Brent Jones	21	2	1	.667	3.90	6	6	0	0	0	0	27.2	22	12	12	2	10	0	18	2	0	1	1.16
Brad Keller	19	1	0	1.000	0.00	1	1	0	0	0	0	6.0	1	0	0	0	1	0	8	0	0	1	0.33
Dustin Loggins	23	1	1	.500	1.18	27	0	11	0	0	4	38.0	21	5	5	1	18	0	47	3	1	1	1.03
Mason McCullough	21	1	0	1.000	3.55	13	0	5	0	0	1	12.2	6	5	5	0	12	0	16	1	0	3	1.42
Jared Miller*	20	1	1	.500	3.58	8	5	0	0	0	0	27.2	21	11	11	3	9	0	21	0	0	1	1.08
John Pedrotty*	24	0	2	.000	16.20	7	0	1	0	0	0	8.1	12	15	15	0	15	0	5	4	0	4	3.24
Felipe Perez	20	3	0	1.000	2.14	4	4	0	0	0	0	21.0	20	7	5	0	5	0	12	0	0	1	1.19
Anderson Placido*	20	2	0	1.000	2.35	3	3	0	0	0	0	15.1	11	4	4	1	8	0	18	0	0	0	1.24
Austin Platt	22	3	3	.500	6.49	13	11	1	0	0	0	52.2	59	48	38	5	27	0	41	6	1	7	1.63
Luis Ramirez	21	0	0	.000	2.08	13	0	4	0	0	1	13.0	9	3	3	0	4	0	17	0	0	1	1.00
Jake Roberts	23	0	0	.000	5.40	4	0	3	0	0	1	3.1	6	3	2	0	4	0	2	0	0	0	3.00
Dan Savas	21	3	0	1.000	3.98	21	1	2	0	0	0	43.0	38	21	19	2	18	0	37	1	1	1	1.30
Scott Schultz	22	5	5	.500	4.57	14	12	0	0	0	0	69.0	81	41	35	3	20	0	37	5	0	0	1.46
Markus Solbach	22	2	1	.667	2.57	4	3	0	0	0	0	21.0	16	8	6	2	1	0	16	0	1	2	0.81
Tyler Toyfair	24	0	1	.000	5.50	10	0	1	0	0	0	18.0	17	11	11	0	6	0	18	0	0	4	1.28
Rob Wort	25	3	0	1.000	1.04	7	0	5	0	0	0	8.2	6	1	1	1	2	0	13	1	0	0	0.92
TOTALS	21.8	48	28	.632	3.64	76	76	76	0	6	25	686.2	655	330	278	32	250	0	591	38	5	56	1.32
OPPONENTS		28	48	.468	4.35	76	76	76	0	1	17	679.0	655	376	328	47	267	7	639	42	11	84	1.36

FIRST BASE	G	PO	A	E	DP	Fld%
Kevin Cron	27	268	23	3	22	.990
B. Robinson	20	166	6	0	12	1.000
Jake Mayers	16	137	15	2	12	.987
George Roberts	8	81	2	1	7	.988
Jordan Parr	5	43	2	0	5	1.000
Taylor Ard	2	10	1	1	0	.917
Cesar Carrasco	1	4	1	0	1	1.000

THIRD BASE	G	PO	A	E	DP	Fld%
N. Robertson	38	15	58	7	2	.913
Pedro Ruiz	15	10	28	1	3	.974
George Roberts	11	6	20	0	2	1.000
Taylor Ard	5	2	7	0	1	1.000
Jake Mayers	5	3	15	6	1	.750
Justin Gonzalez	4	1	9	2	2	.833
Cesar Carrasco	1	0	1	0	0	1.000
Kevin Cron	1	0	2	1	0	.667

PITCHER	G	PO	A	E	DP	Fld%
Dustin Loggins	27	2	1	0	0	1.000
Cody Geyer	26	3	2	0	0	1.000
Zac Curtis	24	1	4	0	0	1.000
Dan Savas	21	5	3	1	0	.889
Mike Cetta	19	5	7	0	1	1.000
Nick Baker	16	4	13	0	0	1.000
Scott Schultz	14	6	7	0	0	1.000
M. McCullough	13	1	0	0	0	1.000
Austin Platt	13	2	3	1	0	.833
Luis Ramirez	13	1	1	0	1	1.000
Kyle Anderson	12	1	2	0	0	1.000
Alex Byo	10	0	5	0	1	1.000
Ryan Doran	10	2	9	1	0	.917
Ben Eckels	10	1	8	1	1	.900
Tyler Toyfair	10	1	1	0	0	1.000
Jared Miller	8	3	3	0	0	1.000
John Pedrotty	7	0	0	0	0	.000
Rob Wort	7	0	0	0	0	.000
Brent Jones	6	2	2	0	0	1.000
Felipe Perez	4	2	2	0	1	1.000
Jake Roberts	4	0	1	0	0	1.000
Markus Solbach	4	4	1	0	0	1.000
A. Placido	3	0	2	0	0	1.000
Brad Keller	1	1	1	0	0	1.000

SECOND BASE	G	PO	A	E	DP	Fld%
Pedro Ruiz	33	69	94	9	20	.948
Galli Cribbs	24	39	73	0	15	1.000
Steve Nyzsitor	21	26	57	2	10	.976

OUTFIELD	G	PO	A	E	DP	Fld%
Taylor Ratliff	55	118	5	3	1	.976
Jordan Parr	50	107	5	3	2	.974
Grant Heyman	48	84	0	3	0	.966
Zach Esquerra	23	35	2	4	0	.902

2015

Another rookie manager... another title: For the second time in two seasons, the Hops' skipper was getting his first-ever managing experience. This time it was **Shelley Duncan**—who, like **J.R. House** in 2014—led Hillsboro to the Northwest League championship.

So, it IS possible: On July 2nd, the Hops lost at home to Eugene 2-1 in 11 innings. It was Hillsboro's first-ever extra-inning loss at home. Over the 2013 and 2014 seasons, the Hops went 10-0 in extra frames at home.

Dansby the debutante: The Diamondbacks had the top overall pick in the 2015 draft, and they chose Vanderbilt University shortstop **Dansby Swanson**. Originally ticketed for Advanced-A Visalia—two levels higher than the Hops—Swanson's expected July debut was delayed by his participation in the College World Series, by signing negotiations, and by a training-camp fastball to Swanson's face. Assigned instead to Hillsboro, Swanson made his debut on August 12th. He played 22 regular season games with the Hops, plus all six postseason games.

Carlos the Great: **Carlos Hernandez** was named the NWL pitcher of the year, going 6-3 with a 2.32 ERA. He struck out a franchise record 93 batters in 85.1 innings, walking only 27, and was particularly tough at home—*he didn't give up a run in his first 35 innings at Ron Tonkin Field*, allowing just 15 hits, with nine walks and 46 strikeouts.

Masters of the zero: The Hops pitching staff broke the NWL record by recording 11 shutouts, a feat that would be tied by the 2019 Hops. (Yes, no Northwest League team has ever notched more than 10 shutouts in a single season, except the Hops... and they've done it twice.)

Dinger streak: **Trevor Mitsui** set a Hops record by homering in five straight games from August 15-19.

As good as you can get: Because of a heavy college workload, Hops right-hander **Taylor Clarke** had a strict innings limit in his pro-debut season. He made the best of it, allowing no runs in 23 innings (including the postseason), with 10 hits, five walks and 30 strikeouts.

Dansby the hero: For sheer back-and-forth drama that built over several hours, no game in franchise history compares with the winner-take-all finale of the best-of-three South Division Series on Sept. 9th. Hillsboro led 4-3 at home against Salem-Keizer going to the top of the ninth



On August 20th, as the Hops honored the 1970s' Portland Mavericks with replica uniforms, Dansby Swanson—the #1 overall pick in the 2015 draft—hit his first pro home run.

inning, with tough lefty **Alex Young** on the hill. However, **Ronnie Jebavy** and **Chris Shaw** hit solo home runs to give the Volcanoes a 5-4 lead and put them three outs away from a berth in the NWL Championship Series.

The Hops, however, mounted a rally of their own in the bottom of the ninth as a walk and a **Grant Heyman** double put runners at second and third with none out. A **Trevor Mitsui** infield single scored the tying run, but the Hops were unable to squeak home the game-winner. Hops right-handers **Brody Greer** (3 ip) and **Breckin Williams** (1 ip) combined for four hitless innings from the 10th through the 13th to keep the game tied. Finally, in the bottom of the 13th, two Salem-Keizer errors and a walk loaded the bases with none out. **Dansby Swanson's** single to deep center field scored the game-winner.

Hops win second straight title: Hillsboro took game one of the NWL Championship Series at home against Tri-City, a 2-1 nail-biter with both runs coming via key hits from **Luis Veras**. After a listless loss in game two at Tri-City, the Hops and Dust Devils met in the winner-take-all third game. **Josh Anderson**, **Nate Robertson** and **Sergio Alcantara** had run-scoring hits in a four-run top of the 2nd, which would be plenty for Hops pitching. **Carlos Hernandez**, without his best stuff, gutted his way through 5.2 innings, allowing just two hits and one run. **Cameron Gann**, **Alex Young** and **Taylor Clark** combined for 3.1 frames of shutout relief, and the Hops scored twice in the top of the 9th for a 6-1 lead. Clark struck out **Nick Vilter** to end it, as Hillsboro captured their second straight title.

2015 Game-By-Game Results and Notes

DATE	OPP	W/L	SCORE	HOPS				OPPONENT				REC	POS	GB/	GA	WINNER	LOSER	SAVE	TIME	ATT	NOTES
				R	H	E	L	R	H	E	L										
6/18	@Spo	L	5-6	5	6	3	4	6	12	3	10	0-1	T2	-1.0	L. Parra	K. Simmons*		2:52	6,458	Hops lose on walkoff in 9th, make 3 E's	
6/19	@Spo	W	10-3	10	14	2	11	3	7	3	9	1-1	T1	---	J. Miller	E. Martinez		3:27	7,023	Shelley Duncan's 1st career win as mgr	
6/20	@Spo	W	6-3	6	9	0	6	3	4	5	8	2-1	T1	---	M. Cetta*	J. Palumbo		3:32	6,471	Spo commits 5 E's, Mack 3-4, 2 2B's	
6/21	@Spo	L	2-4	2	4	4	3	4	9	0	6	2-2	T2	-1.0	L. Parra	M. Smith*		2:23	4,699	Tyler Sanchez 2-run HR in B9	
6/22	@Spo	L	3-8	3	6	2	11	8	13	0	11	2-3	T2	-1.0	O. Lopez	J. Mejia		3:26	3,743	Mejia can't finish second inning	
6/23	S-K	W	5-4	5	10	4	12	4	10	1	14	3-3	T1	---	A. Hernandez*	E. Sim		3:04	5,177	Hops win on Ozuna walk-off walk.	
6/24	S-K	W	7-2	7	10	2	8	2	7	2	9	4-3	1	+1.0	J. Miller	L. Webb		2:54	3,531	Zach Nehrir 2 straight 4-hit games	
6/25	S-K	W	4-1	4	5	1	4	1	4	2	5	5-3	1	+2.0	C. Reed	N. Santiago	M. Smith	2:24	3,884	Cody Reed Career-High 8 K's.	
6/26	@Van	L	3-5	3	6	1	9	5	9	4	6	5-4	1	+1.0	J. Wandling	C. Hernandez	A. Case	2:32	6,013	Hops waste chances in 6th and 9th.	
6/27	@Van	L	3-4	3	8	2	8	4	9	2	8	5-5	T1	---	C. Fisk	A. Hernandez*		2:41	6,013	J.C. Cardenas GW hit, Van 2r B9.	
6/28	@Van	L	2-6	2	4	5	3	6	2	0	4	5-6	T1	---	T. Bergen	M. Cetta*		2:23	5,924	Hops allow just 2 hits, commit 5 errors.	
6/29	@Van	W	7-0	7	12	1	9	0	3	4	5	6-6	T1	---	J. Miller	E. Smith		2:45	4,321	Jared Miller 8ShO inn; Veras 1st HR.	
6/30	@Van	W	3-2 (11)	3	8	2	8	2	9	2	15	7-6	T1	---	L. Pardo*	M. Kraft	A. Hernandez	3:27e	5,507	Hops issue 10bb, Vancouver 15 LOB.	
7/1	Eug	L	2-6	2	7	2	7	6	9	1	4	7-7	2	-1.0	J. Steele	C. Reed	F. Carrillo	2:34	3,103	Hops 1x8 RISP, Reed hit hard 1st game	
7/2	Eug	L	1-2 (11)	1	5	0	4	2	7	0	7	7-8	2	-2.0	D. Berg	W. Landsheft*	J. Cheek	2:44e	2,952	Hops lose first ever extras home time	
7/3	Eug	W	5-4	5	8	0	6	4	5	2	9	8-8	2	-1.0	J. Mejia	J. Paulino	M. Smith	2:53	5,213	McFarland, Veras each club 2-run HR	
7/4	@Evt	W	8-7 (10)	8	10	2	12	7	11	2	9	9-8	T1	---	R. Burr*	L. Thonvold	W. Landsheft	3:56e	4,008	Hops score 3 to tie late, win in 10th	
7/5	@Evt	W	11-4	11	17	6	14	4	6	2	8	10-8	T1	---	J. Miller	J. Santiago	J. Donino	3:30	1,828	Hops collect 17 hits, score 11, strand 14	
7/6	@Evt	W	2-1	2	4	0	3	1	6	0	8	11-8	T1	---	C. Reed	L. Ratliff	M. Smith	2:29	939	Reed k's 10, matching Hops seas. high	
7/7	@Evt	L	4-7	4	7	0	6	7	9	0	3	11-9	2	-1.0	M. Clancy	L. Pardo*		2:29	1,049	Hops tie it in top 8, lose it in bottom 8	
7/8	@Evt	L	3-4	3	10	1	12	4	7	0	7	11-10	2	-2.0	T. Scott	J. Mejia	M. Clancy	2:58	2,752	Hops trailed by three, only get 2 back	
7/9	Spo	W	2-1	2	6	1	6	1	6	0	9	12-10	2	-2.0	R. Burr*	J. Springs		2:43	3,201	Back-to-back HBP's force winning run.	
7/10	Spo	W	5-1	5	9	1	4	1	4	0	1	13-10	2	-1.0	J. Miller	C. Palmquist		2:18	3,824	Miller's CG 4-hitter is first ever at home.	
7/11	Spo	W	9-0	9	13	1	10	0	4	1	6	14-10	T1	---	C. Reed	C. Wiper		2:35	4,807	Hops move into first place tie with Eug.	
7/12	Spo	L	5-6 (11)	5	9	0	9	6	9	3	6	14-11	T1	---	L. Parra	B. Greer*		3:33e	4,068	Hops blow 4-run 9th inning lead.	
7/13	Spo	W	6-0	6	9	1	5	0	7	0	10	15-11	T1	---	J. Mejia	E. Martinez		2:28	3,268	Hops rotation 1r, 0er in 34 inn in series.	
7/15	@Eug	L	4-8	4	9	3	6	8	14	0	6	15-12	T2	-1.0	F. Carrillo	T. Bolton		2:04	2,351	Eugene 7 straight hits to begin 7-5th.	
7/16	@Eug	W	4-0	4	10	0	8	0	4	3	6	16-12	T1	---	J. Miller	J. Paulino		3:40	3,012	Miller 11K's; Hops 5 2B; Back in T-1st.	
7/17	@Eug	W	2-0	2	7	0	9	0	3	1	4	17-12	1	+1.0	C. Reed	P. Morrison	T. Clarke	2:24	3,643	Reed retires 1st 20 before Happ 2B.	
7/18	Evt	W	2-1	2	8	1	4	1	5	0	7	18-12	1	+1.0	C. Hernandez	A. Moore	R. Burr	2:21	5,129	Hops' P's streak ends at 28 scoreless.	
7/19	Evt	L	6-14	6	13	0	7	14	11	0	5	18-13	1	+1.0	L. Gohara	J. Mejia	T. Byrd	3:05	4,024	7 of 9 bb/hb cashed in by Everett.	
7/20	Evt	W	4-3 (12)	4	8	1	9	3	10	2	6	19-13	1	+1.0	W. Landsheft*	M. Clancy		3:12e	3,063	Ozuna solo HR leading off bottom 12th.	
7/21	Evt	L	1-4	1	4	0	6	4	13	0	10	19-14	1	+1.0	J. Pistorese	J. Miller	J. Strain	2:53	3,303	Miller allows season-high 10 hits.	
7/22	Evt	L	4-6 (10)	4	8	4	6	6	7	0	5	19-15	1	+1.0	J. Arias	W. Landsheft*	K. Wilcox	3:06e	4,166	Mistake-laden game; 3 UER in T10.	
7/23	@Boi	W	4-1	4	9	0	6	1	4	0	2	20-15	1	+2.0	C. Hernandez	J. Wynkoop	T. Marks	2:10	3,444	Hernandez 19 str ShO inn; Magic # is 1.	
7/24	@Boi	W	3-2	3	7	1	11	2	5	2	7	21-15	1	+2.0	J. Mejia*	L. Sawyer	R. Burr	2:54	4,060	Hops clinch flag; Boi 7 RISP LOB.	
7/25	@Boi	L	2-5	2	11	3	11	5	12	0	9	21-16	1	+1.0	A. Kenilvort	T. Bolton	T. Black	3:02	3,428	Hops w/RISP: 3x12, 1bi.	
7/26	S-K	W	4-3	4	9	1	6	3	2	1	3	22-16	1	+2.0	J. Miller	L. Webb	A. Hernandez	2:20	3,906	Miller takes 1-hit ShO into 8th, allows 3r.	
7/27	S-K	L	2-9	2	5	0	11	9	13	1	7	0-1	T3	-1.0	A. Leenhouts	C. Reed		3:02	3,275	Reed 7er, now 13er total in Bgs.	
7/28	S-K	W	10-0	10	11	1	7	0	4	3	4	1-1	T1	---	C. Hernandez	J. Johnson		2:44	3,039	C. Hern 26 str ShO inn; NWL rec.is 32.	
7/29	@T-C	W	5-4	5	11	0	6	4	7	2	9	2-1	T1	---	J. Mejia*	G. Russell	R. Burr	3:18	1,664	Hops win 1st mtg betw 1st-half champs.	
7/30	@T-C	L	3-10	3	7	1	8	10	11	2	10	2-2	3	-1.0	E. Liriano	Troy Marks*	W. Santos	3:27	2,141	6-r B8 turns close game into blowout.	
7/31	@T-C	L	0-9	0	7	2	9	9	13	1	8	2-3	T3	-2.0	A. Mejia	J. Miller		3:02	2,694	Hops had gone 111g w/o being shut out.	
8/1	@T-C	L	3-6	3	8	1	6	6	7	1	6	2-4	4	-2.0	P. Maton	C. Gann*		2:59	2,671	6-r B8 erases 1-0 Hops lead.	
8/2	@T-C	W	6-2	6	9	2	5	2	5	1	6	3-4	T3	-2.0	R. Burr*	L. Hernandez		3:01	1,443	5-r T9 erases 2-1 Hops deficit.	
8/6	Boi	W	8-4	8	8	1	5	4	10	2	8	4-4	T2	-2.0	Tyler Mark*	L. Sawyer		2:41	3,549	Alex Young 1ip debut; Alcantara 3 rbis.	
8/7	Boi	W	3-2	3	7	2	9	2	9	1	4	5-4	2	-2.0	J. Mejia*	J. Lawrence	B. Greer	2:33	3,760	Josh Anderson 2-r HR B8 for 3-2 lead.	
8/8	Boi	W	2-1	2	7	1	5	1	5	2	6	6-4	2	-1.0	K. Simmons*	T. Black		2:20	4,183	Olmeda runs through stop sign.	
8/9	@S-K	W	4-2	4	8	0	6	2	5	2	6	7-4	T1	---	C. Hernandez	N. Santiago	C. Gann	2:23	2,361	Hernandez pulls Hops even with S-K	
8/10	@S-K	W	5-4	5	12	0	6	4	11	1	9	8-4	1	+1.0	W. Landsheft*	J. Leverett	B. Greer	3:07	1,990	Hops' bullpen throws seven shutout	
8/11	@S-K	L	0-7	0	3	1	5	7	11	0	9	8-5	T1	---	N. Riggs	Tyler Mark		2:23	1,589	Hops thumped while going for 7 straight	
8/12	Van	W	3-2	3	3	1	9	2	3	1	2	9-5	T1	---	T. Bolton	S. Holmes	A. Young	2:35	3,557	Dansby debuts, Bolton records first win	
8/13	Van	W	1-0	1	4	0	4	0	2	2	3	10-5	T1	---	B. Shankin	F. Rios	C. Gann	2:00	3,465	Van with 5 hits through first two games	
8/14	Van	L	0-3	0	4	0	6	3	5	0	5	10-6	T1	---	A. Perdomo	K. Simmons*		2:20	3,131	Hops get shut out as Hernandez shines	
8/15	Van	W	10-9 (14)	10	18	0	19	9	13	3	12	11-6	1	+1.0	G. Cribbs*	M. Kraft		5:19e	4,220	Hops blow 8-run lead, win in 14, 22K	
8/16	Van	L	6-7	6	9	1	5	7	10	2	3	11-7	1	+1.0	S. Holmes	J. Mejia*	B. Hinkle	2:26	3,632	Hops rally from 3 down, blow late lead	
8/17	@S-K	W	8-3	8	13	0	8	3	9	3	5	12-7	1	+1.0	T. Bolton	N. Riggs		2:47	1,530	Mitsui 3HR in 3 days, Bolton 2nd win	
8/18	@S-K	W	5-4	5	9	1	7	4	11	2	11	13-7	1	+2.0	B. Williams*	C. Smith		2:56	1,275	Mitsui 4 HR in last 4 games	
8/19	@S-K	L	7-10	7	13	0	9	10	14	2	9	13-8	1	+1.0	E. Sim	C. Hernandez		3:09	1,638	Mitsui HR in 5 straight, 6 total	
8/20	Boi	L	3-5	3	4	1	5	5	7	0	11	13-9	T1	---	D. Johnson	C. Reed	D. Thompson	3:04	3,889	Dansby 1st HR, Hops pitchers 20 Ks	
8/21	Boi	L	1-7	1	5	2	6	7	9	1	5	13-10	2	-1.0	R. McCormick	Tyler Mark		2:41	3,805	Hops drop third straight game	
8/22	Boi	L	4-6	4	9	0	5	6	13	0	11	13-11	2	-1.0	C. Schlitter	T. Bolton	C. Quintin	3:05	5,205	Lowly Hawks sweep: L4S 1st x in 186g.	
8/23	T-C	W	2-1	2	6	0	6	1	5	1	4	14-11	T1	---	B. Williams*	L. Hernandez	B. Greer	2:25	3,344	Marks retires 1st 16, Heyman 2r 1B B8.	
8/24	T-C	L	1-5	1	9	0	8	5	8	0	8	14-12	2	-0.5	A. Mejia	C. Hernandez		2:53	3,029	C. Hern allows 1st 5 runs at home all yr.	
8/25	T-C	W	3-0	3	5	0	6	0	2	0	5	15-12	2	-1.0	C. Reed	A. DeHorta	T. Clarke	2:30	3,818	2-hitter for 8th ShO; Mitsui 3-r HR B9.	
8/26																					

2015 Statistics

* = Left-handed hitter or pitcher # = Switch-hitter

BATTING	Age	G	PA	AB	R	H	2B	3B	HR	RBI	SB	CS	BB	SO	BA	OBP	SLG	OPS	TB	DP	HB	SH	SF
Sergio Alcantara#	18	71	287	257	34	65	12	2	1	23	6	0	24	46	.253	.314	.327	.641	84	4	0	4	2
Josh Anderson	22	43	171	152	14	41	8	0	2	14	1	1	9	28	.270	.345	.362	.707	55	4	9	0	1
Joey Armstrong	21	13	48	39	2	6	1	0	0	1	2	1	6	14	.154	.261	.179	.440	7	2	0	2	1
Nic Coffman*	22	4	13	11	1	2	0	0	0	1	0	0	2	1	.182	.308	.182	.490	2	0	0	0	0
Galli Cribbs Jr.*	22	37	108	96	11	13	1	1	0	4	9	1	9	33	.135	.224	.167	.391	16	1	2	1	0
Stephen Dezzi*	22	48	180	149	25	31	10	1	2	15	3	1	24	30	.208	.331	.329	.660	49	7	4	2	1
Raymel Flores#	20	5	18	16	1	1	0	0	0	2	1	0	0	6	.063	.059	.063	.121	1	0	0	1	1
Mike Freeman*	27	3	11	10	1	2	1	0	0	0	0	0	1	2	.200	.273	.300	.573	3	0	0	0	0
Gerard Hernandez*	19	49	174	155	16	30	5	2	2	18	2	2	10	41	.194	.233	.290	.523	45	1	0	2	7
Grant Heyman*	21	19	80	75	8	21	3	0	0	8	0	0	5	18	.280	.325	.320	.645	24	1	0	0	0
Zach Hoffpauir	21	10	39	36	1	6	1	0	1	2	1	0	2	11	.167	.231	.278	.509	10	2	1	0	0
Nate Irving	22	24	90	76	6	21	3	0	0	10	1	2	11	10	.276	.378	.316	.694	24	1	2	0	1
BJ Lopez	20	11	35	33	1	6	0	0	0	1	0	0	1	5	.182	.229	.182	.410	6	2	1	0	0
Quinnton Mack	23	6	25	18	5	4	2	0	0	1	0	0	5	5	.222	.440	.333	.773	6	0	2	0	0
Dane McFarland	20	17	79	67	13	14	10	0	1	10	1	1	11	27	.209	.316	.403	.719	27	1	0	0	1
Trevor Mitsui	22	69	294	257	33	61	14	0	10	42	0	0	27	49	.237	.320	.409	.728	105	10	6	0	4
Zach Nehrur	22	40	182	165	31	49	15	1	1	21	11	2	13	31	.297	.363	.418	.781	69	3	4	0	0
Alexis Olmeda	21	40	155	136	15	36	6	1	0	12	5	1	18	50	.265	.348	.324	.672	44	1	0	0	1
Fernery Ozuna	19	52	218	201	23	48	12	4	3	20	16	2	12	41	.239	.276	.383	.660	77	2	0	1	4
Jake Peevyhouse*	22	5	13	12	2	2	0	0	0	2	0	0	1	4	.167	.231	.167	.397	2	1	0	0	0
Jose Queliz	22	20	72	66	4	18	3	1	1	3	0	0	3	11	.273	.333	.394	.727	26	3	3	0	0
Nate Robertson	22	54	181	163	19	32	8	1	4	21	5	1	13	43	.196	.263	.331	.594	54	4	2	1	1
Jeff Smith	22	11	40	34	5	10	4	0	0	5	2	0	6	13	.294	.400	.412	.812	14	0	0	0	0
Dansby Swanson	21	22	99	83	19	24	7	3	1	11	0	0	14	14	.289	.394	.482	.876	40	0	1	0	1
Stryker Trahan*	21	10	38	35	4	5	3	0	1	2	0	0	3	9	.143	.211	.314	.525	11	0	0	0	0
Luis Veras	21	58	241	232	20	64	14	2	2	24	1	2	6	42	.276	.300	.379	.679	88	4	2	1	0
TOTALS	20.9	76	2891	2574	314	612	143	19	32	273	67	17	236	584	.238	.309	.345	.654	889	54	39	15	26
OPPONENTS	76	2877	2541	292	571	116	12	31	251	78	32	253	681	.225	.304	.316	.620	804	39	46	15	21	

PITCHING	Age	W	L	W-L%	ERA	G	GS	GF	CG	SHO	SV	IP	H	R	ER	HR	BB	IBB	SO	HBP	BK	WP	WHIP
Kirby Bellow*	23	0	0	.000	7.62	9	0	0	0	0	0	13.0	19	12	11	0	9	0	12	0	0	5	2.15
Tyler Bolton	22	2	4	.333	3.89	16	15	0	0	0	0	83.1	94	45	36	4	21	0	56	7	0	6	1.38
Ryan Burr	21	3	0	1.000	1.88	13	0	7	0	0	3	14.1	7	3	3	1	5	0	21	1	0	0	0.84
Mike Cetta	22	1	1	.500	7.20	5	0	1	0	0	0	5.0	2	4	4	0	4	0	3	4	0	1	1.20
Taylor Clarke	22	0	0	.000	0.00	13	0	6	0	0	3	21.0	8	0	0	0	4	0	27	1	0	2	0.57
Galli Cribbs Jr.	22	1	0	1.000	0.00	1	0	1	0	0	0	1.0	1	0	0	0	0	0	1	0	0	0	1.00
Justin Donatella	20	1	0	1.000	3.24	3	1	0	0	0	0	8.1	6	4	3	0	1	0	5	1	0	1	0.84
Joey Donino	23	0	0	.000	2.79	5	1	1	0	0	1	9.2	8	3	3	0	4	0	11	0	0	1	1.24
Cameron Gann	22	0	1	.000	2.76	18	0	9	0	0	3	29.1	22	9	9	0	10	0	33	1	1	3	1.09
Brody Greer	24	1	1	.500	0.83	24	0	9	0	0	5	32.2	14	8	3	1	14	3	51	2	3	3	0.86
Ariel Hernandez	23	1	1	.500	6.04	22	0	7	0	0	2	22.1	18	15	15	1	21	0	32	2	0	11	1.75
Carlos Hernandez	21	6	3	.667	2.32	15	15	0	0	0	0	85.1	58	24	22	4	27	0	93	4	0	7	1.00
Brent Jones	22	0	0	.000	5.40	1	1	0	0	0	0	5.0	6	3	3	1	0	0	3	1	0	1	1.20
Will Landsheft	22	3	2	.600	4.74	23	0	9	0	0	1	24.2	31	17	13	3	15	0	27	1	0	5	1.87
Tyler Mark	20	2	2	.500	5.25	9	8	0	0	0	0	36.0	43	23	21	4	9	0	24	0	0	6	1.44
Troy Marks	25	1	1	.500	3.38	13	3	2	0	0	1	34.2	27	13	13	0	5	0	23	2	0	2	0.92
Jose Martinez	21	0	0	.000	18.00	1	0	1	0	0	0	1.0	1	2	2	0	2	0	1	0	0	1	3.00
Jeferson Mejia	20	6	4	.600	4.47	15	6	2	0	0	0	48.1	42	28	24	2	31	0	52	5	0	10	1.51
Jared Miller*	21	7	2	.778	1.81	9	9	0	1	0	0	59.2	42	18	12	2	12	0	57	4	0	5	0.91
Lawrence Pardo*	23	1	1	.500	4.50	11	0	3	0	0	0	12.0	11	7	6	0	8	0	5	3	0	3	1.58
Cody Reed*	19	5	4	.556	3.27	15	14	0	0	0	0	63.1	51	29	23	5	21	0	72	1	0	6	1.14
Brett Shankin	25	1	0	1.000	0.60	3	2	1	0	0	0	15.0	6	1	1	0	4	0	17	1	0	0	0.67
Kevin Simmons	21	1	2	.333	4.45	22	0	6	0	0	1	28.1	32	15	14	1	17	0	23	4	0	6	1.73
Myles Smith	23	0	1	.000	2.57	6	0	4	0	0	3	7.0	3	3	2	2	3	0	12	1	0	2	0.86
Tucker Ward	23	0	1	.000	1.59	4	0	0	0	0	0	5.2	3	1	1	0	1	0	3	0	0	0	0.71
Breckin Williams	21	2	0	1.000	2.92	12	0	2	0	0	0	12.1	11	4	4	0	4	0	12	0	0	0	1.22
Alex Young*	21	0	0	.000	1.50	6	1	4	0	0	1	6.0	5	1	1	0	1	0	5	0	0	0	1.00
TOTALS	21.8	45	31	.592	3.27	76	76	75	1	11	24	684.1	571	292	249	31	253	3	681	46	4	87	120
OPPONENTS		31	45	.408	3.33	76	76	76	0	4	13	678.0	612	314	251	32	236	2	584	39	9	45	1.25

FIELDING	G	PO	A	E	DP	Fld%
FIRST BASE						
Trevor Mitsui	56	447	23	1	33	.998
Josh Anderson	16	139	7	6	6	.961
N. Robertson	10	54	4	0	2	1.000
Galli Cribbs	1	2	0	0	0	1.000
SECOND BASE						
Fernery Ozuna	45	78	104	2	19	.989
S. Alcantara	20	33	57	2	10	.978
Galli Cribbs	7	11	18	3	5	.906
Jeff Smith	4	6	5	1	0	.917
Raymel Flores	3	4	9	1	0	.929
Mike Freeman	1	0	0	0	0	.000
SHORTSTOP						
S. Alcantara	52	70	150	20	24	.917
D. Swanson	22	36	62	3	10	.970
Raymel Flores	2	1	8	1	0	.900
Galli Cribbs	1	1	0	0	0	1.000
Mike Freeman	1	0	1	0	0	1.000
Fernery Ozuna	1	0	6	2	0	.750

THIRD BASE	G	PO	A	E	DP	Fld%
N. Robertson	44	16	77	6	3	.939
Josh Anderson	18	13	26	0	1	1.000
Galli Cribbs	13	1	11	1	1	.923
Jeff Smith	7	3	6	1	0	.900
Fernery Ozuna	6	5	11	1	0	.941
Nic Coffman	4	1	4	4	0	.556
J. Armstrong	1	0	0	0	0	.000
OUTFIELD						
Luis Veras	46	101	2	3	0	.972
G. Hernandez	45	61	5	4	2	.943
Zach Nehrur	39	84	4	2	1	.978
Stephen Dezzi	37	53	1	0	0	1.000
Galli Cribbs	17	28	1	0	0	1.000
D						

2016

Hello, my name is...: The Hops used a Northwest League-record 63 players in 2016—32 pitchers and 31 position players.

Second-best, but still in: After winning four straight halves, the Hops finished second in the South to the remarkable Eugene Emeralds (the Ems went 54-22) in both halves of the season. Still, that was enough to earn Hillsboro its third consecutive playoff berth.

Spoilers: Ten months after winning the NWL title on Tri-City's home turf, the Hops denied the Dust Devils a playoff spot in the first half of 2016, with a 3-0 win at Tri-City on July 25th, the final day of the half.

I was walkin...: On July 19th at Eugene, the Hops' **Marcus Wilson** tied the Northwest League record by drawing six walks in one game. As a team, the Hops drew an incredible 17 bases on balls, a franchise record (the next-highest total is 11).

Riot at the bat rack: The Hops had a big offensive series at hitter-friendly Everett in early August. On Aug. 4th, third baseman **Ramon Hernandez** went 5-for-5 with two HR (including the second grand slam in club history), and set franchise records with six RBIs and 12 total bases. The same night, catcher **Luke Lowery** was 4-for-5. Three nights later, Lowery did even better: he went 5-for-5 with five runs batted in in the Hops' 9-7 come-from-behind win.

Touchdown Tommy: RHP **Tommy Eveld**—a former star high school quarterback in Florida whose football prowess kept him out of baseball his first two years of college—had a great first pro year after being drafted in the 9th round as a redshirt junior following his second baseball season at the Univ. of South Florida. In 24 games for the Hops, mostly as a middle reliever, Eveld posted a 1.86 ERA with 31 strikeouts against just eight walks in 29 innings. He also picked up his nickname, "Touchdown Tommy," and his trademark, arms-in-the-air touchdown signal while celebrating Hops wins—which he has since utilized as a closer after picking up saves at the higher levels of the minor leagues.

Another Duck shines: The Hops continued their trend of former Oregon Ducks starring for the team when Mark Karaviotis hit .344 in 41 games.



Kevin Ginkel was a 22nd-round draft choice in 2016, and made his Hops debut shortly after pitching for the Univ. of Arizona in the College World Series. Between 2016 and 2017, he set the record for career pitching appearances as a Hop (38), and then made his major-league debut with a 1.48 ERA in 25 appearances for the Arizona Diamondbacks in 2019.

Elation...: Eugene entered play at Ron Tonkin Field for the final regular-season series on Sept. 3rd already having clinched both halves, and having won eight straight. They also knew who their playoff opponent would be: the Hops. In a precursor to the South Division Series, the Hops swept Eugene in the season-ending series, including a wild finish on the next-to-last day when **Luis Veras** scored from second on a passed ball to end the game. The Ems, despite their incredible 54 regular-season wins, had to be thinking, "Uh-oh."

... more elation...: The Hops then picked up where they left off at the end of the regular season, by taking game one of the South Division Series on Sept. 7th on a walkoff single by little-used catcher **Jose Queliz** in the bottom of the 10th.

... and finally, dejection: Hillsboro then traveled to Eugene, needing one win in two games to secure a third straight bid to the NWL Championship Series. They fell flat in game two, a 6-2 loss. And the deciding game three remains the most frustrating loss in team history: Hillsboro fell 2-1 as they had 10 hits and drew four walks... but went 0-for-15 with runners in scoring position and left 11 men on base. Eugene would go on to win their much-deserved first outright NWL championship in 41 years. Fifty days later, Eugene's parent club, the Chicago Cubs, won their first World Series in 108 years.

2016 Game-By-Game Results and Notes

DATE	OPP	W/L	SCORE	HOPS				OPPONENT				REC	POS	GB/	GA	WINNER	LOSER	SAVE	TIME	ATT	NOTES
				R	H	E	L	R	H	E	L										
6/17	@S-K	W	6-5	6	11	0	7	5	12	0	6	1-0	T1	---	A. Benitez	V. Concepcion	J. Perez	2:49	3,411	Smith, Lowery HR; 1st op-day win ever.	
6/18	@S-K	L	3-14	3	8	3	11	14	14	2	9	1-1	T2	-1.0	K. Melo	T. Mark		3:08	2,796	Hops issue 5bb, 3hb, 2wp, make 3E.	
6/19	@S-K	L	2-11	2	8	4	8	11	12	1	6	1-2	T3	-1.0	C. Yanez	J. Mejia		2:54	2,795	Last 2g: 7E, outscored 25-5.	
6/20	Eug	L	0-6	0	3	4	2	6	9	1	4	1-3	T3	-2.0	M. Rondon	T. Wright	M. Knighton	2:25	5,093	Hops drop 2nd home opener in 4 yrs.	
6/21	Eug	W	4-1	4	6	1	4	1	3	1	6	2-3	T3	-1.0	T. Simms*	J. Castillo	A. Mason	2:33	3,378	Poche/Simms comb: 6ip, 1h, 0er, 3bb, 6k.	
6/22	Eug	L	1-8	1	5	1	11	8	13	1	5	2-4	T3	-2.0	P. Silverio	A. Benitez		2:52	3,102	HH 1x10 RISP; outscored 40-10 last 5g.	
6/23	@Van	L	2-4	2	4	2	6	4	7	4	4	2-5	T3	-2.0	D. Rodriguez	T. Mark	J. Lowery	2:18	5,050	HH 1x18 RISP last 2 games.	
6/24	@Van	W	12-2	12	11	0	6	2	6	3	8	3-5	3	-2.0	J. Mejia	J. Higuera		2:57	5,959	Lowery 3x5, 3b; 12r matches last 6g.	
6/25	@Van	L	2-3	2	5	1	3	3	12	2	9	3-6	3	-3.0	P. Murphy	T. Wright	J. Lowery	2:29	6,413	Van. scores 3r in 1st 2 inn, holds on.	
6/26	@Van	L	1-5	1	6	1	5	5	6	0	7	3-7	T3	-4.0	A. Ravel	T. Simms*		2:13	6,413	Van just 6H, but 4 str H for 3r in 4th.	
6/27	@Van	L	0-3	0	5	0	4	3	7	0	8	3-8	T3	-5.0	J. Maese	A. Benitez	J. Lowery	2:18	5,335	Hops 12r in G2; 5r in other 4g in series.	
6/28	S-K	W	6-0	6	10	1	6	0	4	2	5	4-8	3	-4.0	T. Mark	H. Medina		2:31	2,522	Tyler Mark: 7ip, 3h, 0r, 0bb, 10k	
6/29	S-K	W	4-3	4	10	4	14	3	7	1	7	5-8	3	-4.0	J. Winston*	R. Hernandez		3:12	3,157	Matt Railey walkoff infield single.	
6/30	S-K	W	8-2	8	10	2	8	2	10	2	7	6-8	T2	-4.0	K. Bellow*	M. Adon		2:41	4,252	Chigbogu HR 2nd str qm keys sweep	
7/01	@Boi	L	2-10	2	5	4	6	10	12	0	6	6-9	T2	-5.0	J. Medina	C. Poche		2:47	3,028	HH 4th game w/4 errors; allow 5 ur.	
7/02	@Boi	W	8-6	8	10	0	10	6	13	4	6	7-9	2	-5.0	A. Benitez	M. Zimmerman	T. Eveld	3:07	3,759	Boi 4E and 5 ur in 4th inn alone.	
7/03	@Boi	L	7-9	7	10	4	7	9	11	0	9	7-10	T2	-5.0	J. Calomeni	T. Ward*	J. Fernandez	3:19	4,497	Hops rebound fm 7-1 down to tie.	
7/04	T-C	W	7-3	7	14	1	7	3	4	1	6	8-10	2	-5.0	J. Mejia	W. Headean		2:44	5,302	Hops delight largest crowd in RTF hist.	
7/05	T-C	L	0-9	0	6	2	8	9	12	0	4	8-11	T2	-6.0	J. Guerrero	T. Wright		2:49	2,514	T-C scores in each of 1st 6 innings	
7/06	T-C	W	9-1	9	13	0	6	1	7	2	13	9-11	T2	-5.0	T. Simms*	J. Lucchesi		3:15	2,357	Chigbogu's HR one of 6 xhb.	
7/07	T-C	L	3-8	3	6	6	7	8	10	2	12	9-12	3	-5.5	E. Ramirez	T. Ward*		3:31	2,209	6E matches franchise rec. (4th time)	
7/08	T-C	W	2-1(11)	2	9	0	7	1	5	0	5	10-12	T2	-6.0	T. Ward*	C. Ford		3:21e	3,207	Josh Anderson walkoff 1b on fly to LF	
7/09	@Eug	L	2-5	2	5	0	6	5	7	0	9	10-13	3	-7.0	J. Castillo	J. Mejia	J. Cheek	3:15	3,793	Mejia 5bb, 4 score; Owings 0x4 debut	
7/10	@Eug	W	10-2	10	7	0	4	2	6	2	6	11-13	3	-6.0	A. Gouin	P. Silverio		3:18	3,406	Alex Gouin 11K in affiliated debut	
7/11	@Eug	W	7-4	7	13	4	11	4	4	0	6	12-13	2	-5.0	P. Betts*	E. De Los Rios	J. Winston	3:21	4,551	Ems back-to-back L's 1st time in '16.	
7/13	Evt	L	7-3	3	5	3	5	7	8	1	10	12-14	2	-5.0	J. Brentz	A. Benitez		2:50	3,462	Hops issue season-high 10bb.	
7/14	Evt	W	5-1	5	6	1	4	1	6	0	5	13-14	2	-5.0	T. Mark	T. Viehoff		2:31	3,203	Chigbogu 2-r HR, Mark 1r in 6ip.	
7/15	Evt	W	9-7	9	10	1	3	7	13	2	11	14-14	2	-5.0	K. Ginkel*	P. Covelle	J. Winston	3:00	4,554	Hops 1 in 7th, 5 in 8th, erase 7-3 deficit.	
7/16	Evt	W	3-2	3	9	0	5	2	8	0	8	15-14	2	-5.0	R. Smith*	J. Cano	T. Eveld	2:38	4,866	Hops 1 in 5th, 2 in 7th, erase 2-0 deficit.	
7/17	Evt	L	0-1	0	4	1	5	1	3	0	7	15-15	2	-6.0	M. Festa	T. Simms*	M. Gorgas	2:50	3,921	Reggie McClain K's 10 Hops in 4 inn.	
7/18	@Eug	L	4-6	4	5	5	6	6	8	2	6	15-16	2	-7.0	M. Minacci	A. Benitez	M. Malave	3:05	2,378	Hops fall 7 out w/7 left in half; Elim. # 1.	
7/19	@Eug	W	8-2	8	5	0	13	2	3	1	1	16-16	2	-6.0	T. Mark	B. Hudson		3:02	2,001	Wilson T-NWL rec w/6bb; Hops draw 17.	
7/20	@Eug	L	0-4	0	2	1	5	4	7	1	3	16-17	2	-7.0	J. Paulino	W. Huang		2:08	3,625	Ems 2-hit Hops to clinch South flag.	
7/21	@T-C	W	9-8	9	14	3	9	8	13	4	11	17-17	2	-7.0	T. Eveld*	N. Forest		3:48	2,285	Overcome 8-4 deficit w/4 in 8th, 1 in 9th.	
7/22	@T-C	L	0-2	0	8	2	7	2	5	2	7	17-18	2	-8.0	J. Guerrero	P. Betts*	J. Scholtens	2:46	3,188	Hops 7 LOB, 4 others tagged out.	
7/23	@T-C	W	6-2	6	7	1	6	2	4	1	7	18-18	2	-8.0	C. Poche*	B. Lorenzini		3:12	2,804	Overcome 2-0 deficit w/3 in 6th, 2 in 7th.	
7/24	@T-C	L	4-5	4	11	3	9	5	8	1	7	18-19	2	-9.0	D. Lopez	T. Eveld*		3:16	1,574	Hops 4 in 9th for 4-3 lead, lose in B9.	
7/25	@T-C	W	3-0	3	11	0	9	0	5	3	6	19-19	2	-9.0	J. Mejia*	A. Mejia	J. Winston	2:37	1,596	Hops deny T-C 1st-half crown.	
7/26	Boi	W	8-3	8	9	0	5	3	5	4	4	1-0	T1	---	J. Garcia	E. Julio	R. Smith	2:20	3,116	Hops 1st 3-r HR since 6/17 (S. Smith)	
7/27	Boi	W	4-0	4	7	1	7	0	3	0	5	2-0	1	---	B. Takahashi	B. Eusebio	P. Betts	2:34	3,027	Takahashi & Betts comb. 3-h ShO	
7/28	Boi	L	3-9	3	5	2	5	9	11	2	12	2-1	T1	---	A. Santos	M. Lemieux		3:14	3,015	2E on Hops pitchers lead to 5UER.	
7/29	S-K	W	10-4	10	13	1	8	4	10	4	7	3-1	1	---	T. Mark	R. Vizcaino		3:16	4,047	Mark leads way in first televised game.	
7/30	S-K	W	6-3	6	12	0	7	3	5	1	4	4-1	1	---	A. Benitez	M. Adon	R. Smith	2:53	4,294	Benitez goes five scoreless in relief.	
7/31	S-K	L	1-5	1	5	1	8	5	11	2	4	4-2	1	---	M. Krook	J. Garcia		2:40	3,501	Hops can't dig out of early hole.	
8/04	@Evt	W	9-4	9	14	1	10	4	12	1	13	5-2	1	---	B. Takahashi	R. McClain		3:28	3,375	Hernandez 5x5 w/2nd GS in tm history	
8/05	@Evt	W	7-5	7	10	2	6	5	6	2	5	6-2	1	---	A. Benitez*	E. Surrey	J. Winston	2:55	3,625	Hops overcome 5-0 first inning deficit	
8/06	@Evt	L	3-4	4	11	3	7	3	5	0	7	6-3	1	---	D. Garcia	M. Lemieux	L. Ratliff	2:38	3,389	Comeback effort falls just short	
8/07	@Evt	W	9-7	9	14	2	8	7	12	3	12	7-3	1	---	J. Mejia	L. Newsome	C. Taylor	3:06	2,669	Lowery 6x5, HR, 3 2B	
8/08	@Evt	L	3-7	3	6	2	6	7	11	4	10	7-4	1	---	J. Medina	T. Mark	M. Koval	3:08	1,525	2 errors. 7 walks doom Hops	
8/09	@Boi	L	2-5	2	8	0	7	5	7	0	5	7-5	T1	---	A. Santos	B. Takahashi	J. Fernandez	2:38	3,889	B2B losses first time since 6/26-6/27	
8/10	@Boi	W	9-5	9	12	0	8	5	9	3	3	8-5	T1	---	A. Benitez*	R. Garcia		3:20	2,405	J-Mo finishes triple shy of the cycle	
8/11	@Boi	W	6-5	6	5	3	3	5	7	2	9	9-5	T1	---	W. Huang	M. Bunal	J. Winston	3:06	2,883	GW GDP induced w/bases loaded	
8/12	Van	W	6-3	6	7	0	7	3	6	0	6	10-5	T1	---	J. Garcia	D. Diaz	C. Taylor	2:42	3,502	3 runs first inning to notch 3rd straight W	
8/13	Van	L	0-4	0	4	1	4	4	10	0	7	10-6	2	-1.0	M. Ellenbest	T. Mark		2:25	4,023	Timely hitting needed in shutout loss	
8/14	Van	L	5-6	5	9	3	9	6	8	0	8	10-7	2	-2.0	E. Smith	C. Poche*	G. Glaude	2:58	3,103	key errors the factor in 1-run loss	
8/15	Van	L	4-6	4	11	0	9	6	14	0	10	10-8	2	-3.0	P. Murphy	A. Benitez	N. Hartman	3:05	3,890	14 hits given up early in 6-4 loss	
8/16	Van	W	6-5	6	11	0	7	5	9	1	7	11-8	2	---	T. Eveld*	J. McClelland		2:45	2,833	Morowski the savior with walk-off HR	
8/17	@S-K	L	4-8(10)	4	9	3	11	8	12	0	7	11-9	2	-4.0	P. Ruotolo	M. Pobereyko*		3:14e	1,512	Tough loss off walk-off grand slam	
8/18	@S-K	L	7-12	7	10	2	11	12	15	2	5	11-10	2	-5.0	M. Pope	J. Winston*		3:15	1,138	S-K 8x13 w/RISP	
8/19	@S-K	W	7-1	7	14	2	7	1	5	0	6	12-10	2	-5.0	B. Takahashi	M. Krook		2:48	3,355	Bo deals to stave off S-K sweep	
8/20	Spo	W	5-2	5	10	1	6	2	9	1	11	13-10	2	-4.0	A. Benitez	K. Cody	K. Ginkel	2:58	3,255	Ginkel records first pro save	
8/21	Spo	W	6-2	6	10	0	8	2	6	1	6	14-10	2	-3.0	W. Huang*	A. Daniele		2:40	3,004	Huang + Mack dominant	
8/22	Spo	W	1-0	1	6	2	6	0	4	0	7	15-10	2	-3.0	J. Garcia	D. Evans	C. Taylor	2:19	2,462	Junior & bullpen allow just four hits	
8/23	Spo	W	8-1	8	12	1	12	1	7	4	6	16-10	2	-2.0	T. Mark	S. Mendez		2:57	3,534	Hops extend win streak to five.	
8/24	Spo	W	5-1	5	8	0	4	1	5	1	4	17-10	2	-							

2016 Statistics

* = Left-handed hitter or pitcher # = Switch-hitter

BATTING	Age	G	PA	AB	R	H	2B	3B	HR	RBI	SB	CS	BB	SO	BA	OBP	SLG	OPS	TB	DP	HB	SH	SF
Sergio Alcantara#	19	15	59	47	12	15	2	0	0	8	4	2	10	10	.319	.441	.362	.802	17	0	1	0	1
Josh Anderson	23	55	230	212	31	65	11	0	5	34	5	0	10	41	.307	.352	.429	.781	91	7	6	0	2
Max Brown	23	5	21	21	2	4	0	0	0	0	0	0	0	3	.190	.190	.190	.381	4	0	0	0	0
Justin Chigbogu*	21	56	218	196	21	42	6	0	5	19	5	0	20	61	.214	.294	.321	.615	63	6	2	0	0
Nic Coffman*	23	8	28	25	1	5	1	0	0	0	0	1	2	12	.200	.286	.240	.526	6	0	1	0	0
Paxton De La Garza	22	4	10	6	1	0	0	0	0	2	0	0	2	3	.000	.000	.000	.200	0	0	0	0	2
Ben Deluzio	21	30	97	80	23	25	2	2	0	7	14	2	10	15	.313	.421	.388	.809	31	0	5	2	0
Stephen Dezzi*	23	2	8	6	3	1	1	0	0	0	0	0	1	1	.167	.375	.333	.708	2	0	1	0	0
Billy Endris*	22	4	18	15	2	4	1	0	1	1	1	0	3	2	.267	.389	.533	.922	8	2	0	0	0
Anfernee Grier	20	20	79	75	8	18	2	0	1	6	9	2	3	21	.240	.278	.307	.585	23	3	1	0	0
Jason Heinrich	20	1	4	3	1	0	0	0	0	0	0	0	1	0	.000	.250	.000	.250	0	1	0	0	0
Ramon Hernandez	20	22	90	83	8	21	4	2	2	13	0	0	4	19	.253	.300	.422	.722	35	2	2	0	1
Manny Jefferson	21	59	228	203	19	42	11	0	3	22	5	3	22	45	.207	.289	.305	.595	62	2	2	0	1
Mark Karaviotis	20	41	166	131	25	45	8	1	2	25	2	3	21	30	.344	.473	.466	.938	61	2	12	1	1
Luke Lowery	22	67	290	261	25	69	15	0	5	34	20	6	22	66	.264	.334	.379	.714	99	5	6	0	1
Francis Martinez#	19	1	1	1	0	0	0	0	0	0	0	0	0	1	.000	.000	.000	.000	0	0	0	0	0
Matt McPhearson*	21	7	20	18	2	5	1	0	0	0	6	0	2	1	.278	.350	.333	.683	6	0	0	0	0
Jason Morozowski	22	38	154	134	33	39	8	3	9	27	3	2	12	34	.291	.370	.597	.967	80	1	6	0	2
Chad Oberacker*	27	6	28	22	6	9	2	1	0	3	1	0	6	2	.409	.536	.591	1.127	13	0	0	0	0
Alexis Olmeda	22	53	204	181	21	47	7	3	3	21	6	1	19	43	.260	.324	.381	.705	69	4	0	0	4
Connor Owings*	22	26	93	80	13	14	2	1	1	8	2	2	12	20	.175	.280	.263	.542	21	1	0	0	1
Jose Queliz	23	14	48	45	4	9	1	0	2	6	0	1	2	11	.200	.234	.356	.590	16	1	0	1	0
Matt Rayley*	21	9	36	32	4	7	0	0	0	5	1	1	2	6	.219	.306	.219	.524	7	1	2	0	0
Joey Rose	18	2	3	2	0	0	0	0	0	0	0	0	1	2	.000	.333	.000	.333	0	0	0	0	0
Luis Silverio	21	7	32	27	2	5	1	0	0	7	2	0	4	6	.185	.313	.222	.535	6	0	1	0	0
Jeff Smith	23	8	30	28	3	3	0	0	1	5	3	0	1	9	.107	.133	.214	.348	6	1	0	0	1
Stephen Smith	21	37	154	128	19	26	4	1	2	10	2	0	19	39	.203	.331	.297	.628	38	0	6	0	1
Gavin Stupienski*	22	4	13	12	1	3	1	0	0	3	0	1	1	1	.250	.308	.333	.641	4	0	0	0	0
Luis Veras	22	43	159	144	21	32	10	1	0	10	1	0	11	27	.222	.283	.306	.589	44	8	2	0	2
Adam Walton	22	43	152	129	18	32	6	0	0	10	10	3	13	27	.248	.322	.295	.616	38	3	2	6	2
Marcus Wilson	19	43	177	135	24	34	5	2	0	15	18	3	38	40	.252	.418	.319	.737	43	2	2	0	2
TOTALS	21.4	75	2850	2482	353	621	112	17	42	301	120	33	274	598	.250	.336	.360	.696	893	52	60	10	24
OPPONENTS	75	2842	2506	342	623	131	23	28	297	66	33	259	660	.249	.326	.353	.679	884	40	40	14	22	

PITCHING	Age	W	L	W-L%	ERA	G	GS	GF	CG	SHO	SV	IP	H	R	ER	HR	BB	IBB	SO	HBP	BK	WP	WHIP
Kirby Bellow*	24	1	0	1.000	0.00	5	0	0	0	0	0	4.0	4	0	0	0	0	0	10	0	0	0	1.00
Anfernee Benitez*	20	7	5	.583	3.48	14	12	0	0	0	0	72.1	75	34	28	2	31	1	71	2	0	15	1.47
Palmer Betts	22	1	1	.500	2.11	10	0	3	0	0	1	21.1	17	10	5	0	10	0	25	2	0	2	1.27
Nick Blackburn	21	0	0	.000	0.00	3	0	2	0	0	0	3.0	2	0	0	0	0	0	0	0	0	0	0.67
Jon Duplantier	21	0	0	.000	0.00	1	0	0	0	0	0	1.0	0	0	0	0	2	0	3	0	0	0	2.00
Max Duval	25	0	0	.000	7.36	2	1	0	0	0	0	3.2	3	3	3	0	2	0	4	0	0	1	1.36
Ethan Elias	23	0	0	.000	15.00	3	1	0	0	0	0	3.0	2	5	5	0	2	0	2	1	0	0	1.33
Tommy Eveld	22	2	1	.667	1.86	24	0	12	0	0	2	29.0	17	6	6	0	8	0	31	3	0	3	0.86
Junior Garcia*	20	4	1	.800	4.47	9	9	0	0	0	0	46.1	51	26	23	3	17	0	37	1	0	6	1.47
Kevin Ginkel	22	1	0	1.000	2.61	18	0	6	0	0	2	20.2	17	8	6	0	6	2	22	2	0	2	1.11
Alex Gouin	24	1	0	1.000	2.57	1	1	0	0	0	0	7.0	5	2	2	0	2	0	11	0	1	0	1.00
Connor Grey	22	0	0	.000	0.00	6	0	1	0	0	0	9.2	4	0	0	0	2	0	14	0	0	0	0.62
Wei-Chieh Huang	22	2	2	.500	5.34	9	4	1	0	0	0	30.1	33	19	18	4	11	0	42	2	0	7	1.45
Dean Jackson	22	0	0	.000	0.00	1	0	0	0	0	0	2.0	0	0	0	0	1	0	2	0	0	0	0.50
Mack Lemieux*	19	1	2	.333	3.91	7	7	0	0	0	0	23.0	24	12	10	1	12	0	26	2	0	2	1.57
Tyler Mark	21	5	5	.500	3.91	15	15	0	0	0	0	78.1	79	41	34	8	23	0	75	3	0	11	1.30
Jose Martinez	22	0	0	.000	3.38	6	0	0	0	0	0	8.0	5	8	3	0	6	0	6	3	0	0	1.38
Austin Mason	22	0	0	.000	0.00	1	0	1	0	0	1	1.0	1	0	0	0	1	0	2	0	0	0	2.00
Jeferson Mejia	21	4	2	.667	5.73	13	6	0	0	0	0	37.2	41	32	24	2	26	0	37	4	1	11	1.78
Dallas Newton	21	0	0	.000	14.21	4	0	2	0	0	0	6.1	11	10	10	0	5	0	2	1	1	2	2.53
Julio Perez	24	0	0	.000	3.00	3	0	2	0	0	1	3.0	3	1	1	0	0	1	0	0	0	0	1.00
Matt Pobereyko	24	0	2	.000	11.42	5	0	2	0	0	0	8.2	12	11	2	2	1	9	2	1	2	1	1.62
Colin Poche*	22	1	2	.333	3.19	21	4	2	0	0	0	31.0	20	14	11	2	17	0	36	1	0	3	1.19
Wesley Rodriguez	19	0	0	.000	0.00	1	0	0	0	0	0	1.0	0	0	0	0	1	0	1	0	0	0	1.00
Trevor Simms	24	2	2	.500	3.94	10	1	0	0	0	0	29.2	25	19	13	1	16	0	22	5	0	3	1.38
Riley Smith	21	2	0	1.000	2.51	25	0	10	0	0	2	32.1	33	10	9	1	4	0	30	0	0	4	1.14
Bo Takahashi	19	5	2	.714	2.50	10	10	0	0	0	0	50.1	39	17	14	0	17	0	40	4	0	4	1.11
Curtis Taylor	20	1	0	1.000	2.20	17	0	11	0	0	3	16.1	13	5	4	0	5	0	23	0	0	1	1.10
Tucker Ward	24	1	2	.333	5.52	14	0	3	0	0	0	14.2	18	12	9	0	8	1	9	1	0	6	1.77
Jordan Watson*	22	0	0	.000	3.09	12	0	3	0	0	0	11.2	8	6	4	0	4	0	20	0	0	1	1.03
Jake Winston	22	1	1	.500	2.87	28	0	14	0	0	5	31.1	31	14	10	0	15	1	31	0	0	4	1.47
Taylor Wright	23	0	3	.000	6.86	5	4	0	0	0	0	21.0	30	16	16	2	3	0	16	1	0	1	1.57
TOTALS	21.5	42	33	.560	3.80	75	75	75	0	5	17	658.2	623	342	278	28	259	6	660	40	4	91	1.34
OPPONENTS	33	42	.440	4.05	75	75	75	0	8	17	654.0	621	353	294	42	274	1	598	60	17	62	1.37	

FIRST BASE	G	PO	A	E	DP	Fld%	THIRD BASE	G	PO	A	E	DP	Fld%	PITCHER	G	PO	A	E	DP	Fld%
Justin Chigbogu	42	368	18	8	26</															

2017

Big Three spend season in Hillsboro: the Diamondbacks had three of the top 68 picks in the 2017 draft, and they used all three on college position players, each of whom spent their entire first professional season with the Hops. First baseman **Pavin Smith** (#7 overall, from the University of Virginia) hit a club-record .318 with 15 doubles, third baseman **Drew Ellis** (#44 overall, University of Louisville) had eight home runs while committing just one error in 40 games at the hot corner, and catcher **Daulton Varsho** (#68 overall, Univ. of Wisconsin-Milwaukee) hit .311 and set franchise records for slugging (.534) and OPS (.902) while being what many consider the top defensive catcher the Hops have ever had.

Cyclin': Hillsboro shortstop **Yan Sanchez** accomplished a rare feat on July 5th at Salem-Keizer, becoming the first Hop to hit for the cycle. He singled in the first inning, homered in the third, walked in the fourth, struck out in the fifth and tripled in the seventh. He came to the plate in the eighth needing a double to complete the cycle, and he got it, smoking a shot to the left-center field gap.

Outburst: On the same night **Yan Sanchez** hit for the cycle—July 5th at Salem-Keizer—the Hops set a franchise record with 25 hits in a 17-2 romp. Sanchez went 4-for-6, **Daulton Varsho** was 5-for-6 with a home run, **Pavin Smith** was 4-for-5, **Bryan Araiza** and **Drew Ellis** had three hits apiece, and **Eudy Ramos** also went deep.

Making their mark: Along with top draft picks excelling, the Hops also had some less-heralded players post some excellent seasons. RHP **Connor Grey**, a 20th-round selection out of St. Bonaventure University in 2016, went 6-2 with a 2.74 ERA for the Hops in his second pro year, notching 41 strikeouts against just five walks in 46 innings. RHP **Kevin Ginkel**, in his second year with the Hops after being selected in the 22nd round in 2016 out of the Univ. of Arizona, struck out 49 with just 11 walks in 33.2 innings. RHP **Kevin McCanna**—signed by the D-backs out of the independent minor leagues—was dominant in his six appearances, going 5-1 with an ERA of 0.27 and striking out 43 in 33.1 innings. **Camden Duzenack**, a 9th-rounder in 2017 out of Dallas Baptist University, was a rock at shortstop while hitting .288 with a team-leading 34 RBIs. And second baseman **Ryan Grotjohn**, a 10th-rounder from CSU Bakersfield, hit .261 and committed just two errors in 30 games at second base.



Daulton Varsho was one of three top 2017 draft prospects—along with Pavin Smith and Drew Ellis—who spent their entire first professional seasons with Hillsboro in 2017. Varsho played in 50 games—36 behind the plate—and had arguably the best all-around season in team history. He hit .311 with 16 doubles, seven home runs and set club single-season records for slugging (.534) and OPS (.902).

Back-to-back spectacular grabs: in a game at Spokane on July 7th, center fielder **Tra Holmes** made two spectacular diving catches against the first two Spokane hitters in the bottom of the 7th. With the Hops trailing 4-3, Holmes made a full lay-out dive into right center to rob the first batter of the inning of extra bases. Two pitches later, Holmes made one of the smarter plays an outfielder can make: knowing the twilight sky could cause trouble for left fielder **Dan Swain**, Holmes broke into a full sprint from center on a routine fly ball to left. Sure enough, Swain never saw the ball... until, 20 feet behind him, in straightaway left field, Holmes made *another* full-layout grab. The Spokane fans, to their credit, appreciated the moment and gave Holmes a standing ovation. The Hops rewarded his efforts by scoring three times in the ninth—Holmes walked and scored the tying run—to win, 6-5.

Ousted: The Hops finished with their fewest number of wins other than 2013 (they went 41-35 overall), and yet won both halves in the South Division, each by one game over Eugene. Once again, though, it was the Emeralds who prevailed in the South Division Series, this time sweeping the Hops with a 2-1 win in Eugene and a 10-4 win in Hillsboro (a game which was tied 4-4 entering the top of the ninth). The Vancouver Canadians prevailed over Eugene to win the now best-of-five Northwest League Championship Series three games to one.

2017 Game-By-Game Results and Notes

	OPP	W/L	SCORE	HOPS			OPPONENT				REC	POS	GB/ GA	WINNER	LOSER	SAVE	TIME	ATT	NOTES	
				R	H	E	R	H	E	L										
6/15	@Evt	W	10-3	10	9	3	6	3	6	3	9	1-0	1	+0.5	J. Duran	R. Inman		3:01	2,399	Endris, Ramos & Leyba all hit HR.
6/16	@Evt	L	3-5	3	9	2	5	5	6	1	6	1-1	2	-0.5	M. Suarez	M. Aker	D. Ellingson	2:27	3,589	Misplays lead to 3r in B1 for Evt.
6/17	@Evt	W	12-4	12	8	0	8	4	9	3	10	2-1	1	+0.5	T. Keele*	C. Mobley		3:09	4,049	Hops score 8r in first inning.
6/18	@Evt	L	3-6	3	7	1	5	6	11	1	7	2-2	T1	---	A. Torres	C. Grey	D. Ellingson	2:49	3,509	Everett leads 6-0 after 3.
6/19	@Evt	W	9-2	9	13	1	9	2	6	2	6	3-2	1	+1.0	R. Smith	A. Hernandez		2:49	1,475	R. Smith 6ip, 1r; Sanchez 3b, hr, 4rbi.
6/20	S-K	W	7-6 (12)	7	11	2	13	6	11	1	4	4-2	1	+1.0	C. Clark*	J. Timmins		4:09e	4,507	Hops trail 6-0, 2r in 6th, 4r in 7th to tie.
6/21	S-K	L	3-5 (13)	3	9	1	14	5	11	1	7	4-3	T1	---	J. Timmins	A. Benitez*		4:12e	2,379	Hops waste chances in 9th, 10th, 12th.
6/22	S-K	L	6-8	6	6	2	6	8	11	0	5	4-4	T1	---	H. Slattton	M. Aker	K. Melo	3:19	2,756	S-K leads 8-0, Hops 6r in 7th.
6/23	Boi	L	1-5	1	4	5	5	5	6	0	7	4-5	T2	-1.0	B. Eusebio	T. Keele		2:44	3,264	Hops 5E in 2nd & 3rd inn = 4 UER.
6/24	Boi	W	11-3	11	17	0	11	3	8	1	6	5-5	T1	---	C. Grey	K. Cedotal		3:06	3,380	P Smith 1st prs H (3x5); K Smith 3x3,hr.
6/25	Boi	W	3-1	3	9	3	6	1	4	1	7	6-5	T1	---	M. Koch	K. Olivares	E. Gonzalez	2:47	2,643	Matt Koch gets win in final rehab start.
6/26	@Eug	L	1-2	1	9	2	11	2	3	0	4	6-6	T2	-1.0	A. Garcia	R. Smith	L. Aquino	2:42	2,358	Eerie resemblance to 9/9/16 playoff exit.
6/27	@Eug	L	2-5	2	8	1	8	5	9	1	8	6-7	T2	-2.0	J. Assad	J. Duran		3:07	2,493	Ademan HR after K becomes foul.
6/28	@Eug	L	3-8	3	7	0	13	8	9	1	2	6-8	3	-3.0	E. Diaz	M. Aker		3:14	3,120	1x10 RISP, 3 for last 45 RISP in Eug.
6/29	Evt	W	5-4	5	11	1	13	4	8	5	5	7-8	3	-2.0	J. Garcia*	M. Clancy		3:06	3,672	Susnara GW hit; 24th walkoff Hops hist.
6/30	Evt	W	5-4	5	8	1	3	4	9	1	5	8-8	3	-2.0	C. Grey	R. Inman	E. Gonzalez	2:33	2,902	Grey/Tip/0r; Smith/Ellis/Varsho tog. 1st x.
7/01	Evt	W	11-2	11	12	2	10	2	8	2	9	9-8	T2	-2.0	R. Smith	M. Suarez		2:46	4,252	Holmes 3 rbis; Swain 2 2B pro debut.
7/02	Evt	W	3-0	3	5	0	4	0	2	1	7	10-8	2	-1.0	J. Duran	R. Bell	E. Gonzalez	2:35	3,526	Duran & 3 relievers combined 2-hit.
7/03	Evt	L	4-8	4	8	1	7	8	9	1	2	10-9	2	-1.0	A. Torres	M. Aker		2:33	5,282	Evt 6-r top 1st; hit 3 HR off Mitch Aker
7/04	@S-K	W	6-3	6	11	1	8	3	8	0	11	11-9	T1	---	J. Garcia*	J. Bahr	E. Gonzalez	3:27	5,223	4 runs in 8th erase 3-2 deficit.
7/05	@S-K	W	17-2	17	25	0	13	2	8	2	6	12-9	1	+1.0	C. Grey	A. De La Rosa		3:28	1,628	Sanchez cycle; Varsho 5x6; 17r/25h rec.
7/06	@Spo	L	1-2	1	2	2	6	2	5	0	3	12-10	1	+1.0	J. Barlow	R. Smith		2:23	6,327	Record low H (9th time) day aft. rec hi.
7/07	@Spo	W	6-5	6	5	0	6	5	8	2	4	13-10	1	+1.0	M. Brill*	I. Lopez	E. Gonzalez	3:08	6,908	Holmes 2 catches; 3 pregame ejections.
7/08	@Spo	L	9-10	9	16	1	7	10	13	1	5	13-11	T1	---	T. Tiedemann	E. Gonzalez*		3:13	3,704	Clay Middleton GW 1b caps 3-run rally.
7/09	@Spo	W	8-2	8	16	0	14	2	4	4	6	14-11	T1	---	T. Keele	R. Sanmartin		3:09	3,477	Keele Tip, 2h, 1r; Ellis/Duz 1st pro HRs
7/10	@Spo	L	3-6	3	7	3	8	6	8	1	6	14-12	T1	---	C. Raqans	C. Grey	J. Advocate	3:03	4,709	After loss, 3-way tie for 1st (Eug/Boi)
7/12	Eug	L	5-7	5	7	1	6	7	11	0	5	14-13	3	-1.0	J. Romero	C. Becker*	B. Glowicki	2:52	3,622	Hops blow 4-0 & 7-5 leads; Eug 4r 7th.
7/13	Eug	W	6-5	6	9	0	12	5	8	0	5	15-13	T1	---	E. Gonzalez*	Y. Gomez		3:17	4,701	Miguel Amaya PB scores Varsho in B9.
7/14	Eug	L	0-2	0	5	0	6	2	7	0	8	15-14	3	---	R. Thomas	T. Keele	B. Glowicki	2:58	4,049	Solid effort by Tyler Keele wasted.
7/15	@Van	W	4-3	4	8	4	7	3	3	1	6	16-14	T2	-1.0	L. Medina*	J. Nunez	E. Gonzalez	2:44	6,413	Hops 4 in T1, Luis Medina wins debut.
7/16	@Van	W	6-1	6	9	1	10	1	5	0	6	17-14	T2	-1.0	C. Grey	D. Rodriguez		2:54	6,413	C. Grey ShO into 7th; Duzenack 2-r HR.
7/17	@Van	W	9-2	9	12	1	9	2	5	0	8	18-14	T2	-1.0	R. Smith	B. Rodning		3:20	6,182	Varsho 4x5, 3 2b, 5 rbis; Smith 6ip, 1r.
7/18	@Van	W	19-7	19	21	0	7	7	8	1	5	19-14	T1	---	M. Aker	W. Aleton		3:16	6,323	Pavin 5x5; 19 runs is record; 3-way tie.
7/19	@Van	W	6-0	6	9	0	7	0	3	3	7	20-14	T1	---	T. Keele	D. Sellers		2:36	6,413	1st-ever 5-gm rd sweep; outscore 44-13.
7/20	Spo	W	6-5	6	10	1	11	5	9	2	8	21-14	1	+1.0	E. Gonzalez*	J. Advocate		3:15	3,713	3 in B9 after 2 out 0 on; Holmes GW hit.
7/21	Spo	W	15-0	15	14	1	10	0	8	0	10	22-14	1	+1.0	C. Grey	L. Lopez		3:01	3,464	Hops rec. runs at home; 65-18 last 7g.
7/22	Spo	L	4-11	4	7	1	10	4	7	1	6	22-15	1	+1.0	R. Sanmartin	R. Smith	S. Vivas	3:02	4,266	Austin O'Banion 2-r HR & Grand Slam.
7/23	Spo	L	3-5	3	9	0	13	5	11	2	11	22-16	1	+1.0	J. Barlow	M. Aker*	I. Lopez	3:37	3,903	Eug L 3 hrs later=Hops win 1st half.
7/24	Spo	L	1-13	1	5	3	5	13	12	0	7	0-1	T2	-1.0	T. Phillips	T. Keele		3:23	3,317	Keele 4ip, 5er, hit hard for 1st time
7/25	@Boi	W	8-6	8	11	1	8	6	12	5	9	1-1	T1	---	B. Williams*	M. Bunal	E. Gonzalez	3:24	3,635	Swain 2B highlights 5-run 8th
7/26	@Boi	W	6-1	6	9	2	8	1	4	1	5	2-1	T1	---	C. Grey	R. Garcia		2:40	2,742	Connor Grey Tip, 2h, 1r, 0er, 0bb, 6k
7/27	@Boi	W	6-1	6	11	2	8	1	4	2	5	3-1	1	+1.0	R. Smith	B. Browning		2:34	3,006	Riley Smith Tip, 2h, 0r, 0er, 0bb, 7k
7/28	@Eug	W	9-4	9	10	1	10	4	9	1	8	4-1	1	+1.0	L. Castillo*	J. Albertos		3:35	3,689	Pop drops leading to 6r in 2nd.
7/29	@Eug	L	2-11	2	4	0	4	11	12	0	6	4-2	1	+1.0	J. Assad	T. Keele		2:54	3,429	Keele allows 5r in 1.1p.
7/30	@Eug	L	1-9	1	3	0	8	9	11	3	6	4-3	T1	---	B. Clark	L. Madero		2:58	2,126	Madero allows 9r in 3.1ip.
8/03	Van	W	9-8 (11)	9	13	0	8	8	11	2	11	5-3	1	+1.0	E. Gonzalez*	G. Huffman		4:09e	2,252	Down 8-0 after T2; Duzenack walkoff.
8/04	Van	L	2-4	2	8	0	7	4	8	1	7	5-4	1	+1.0	J. Dillon	T. Vail	O. Pascual	2:50	3,367	Hops bats tied by Vancouver.
8/05	Van	W	6-0	6	9	0	7	0	1	0	5	6-4	1	+1.0	K. McCanna*	J. Nunez		2:54	3,738	Hops 3 outs short of No-No.
8/06	Van	L	3-5	3	5	0	6	5	13	2	9	6-5	T1	---	D. Rodriguez	M. Peacock	W. Ouellette	2:43	3,930	Vanc steals game in 8th from Hops.
8/07	Van	L	6-10	6	9	2	7	10	14	2	8	6-6	T1	---	B. Rodning	J. Duran		3:19	2,219	Matt Moran's career day leads Van.
8/08	S-K	W	11-2	11	10	0	5	2	4	1	4	7-6	1	+1.0	T. Keele*	J. Benitez		3:04	2,821	Dan Swain 3x4, five RBIs
8/09	S-K	L	3-4	3	5	0	11	4	8	2	5	7-7	1	+1.0	G. Cave	M. Peacock*	J. Russell	3:20	2,835	S-K plays small ball, takes late inn W
8/10	S-K	W	3-1	3	6	0	6	1	4	0	4	8-7	1	+1.0	K. McCanna*	J. Marte		2:32	3,053	McCanna dazzles again over six inn
8/11	@T-C	L	1-3	1	6	1	2	3	7	1	6	8-8	T1	---	O. Hernandez	T. Badamo	M. Zimmerman	2:33	2,712	Two early runs from T-C down Hops
8/12	@T-C	W	5-3	5	5	1	7	3	7	2	8	9-8	T1	---	J. Duran	T. Cosgrove	B. Williams	2:45	2,628	Hops strike back with 4 run fifth to win
8/13	@T-C	L	4-5	4	6	0	7	5	5	0	8	9-9	T1	---	T. Megill	C. Becker*		2:59	1,512	Tyler Benson walkoff single
8/14	@T-C	L	1-10	1	3	0	6	10	10	1	7	9-10	T1	---	B. Sheckler	T. Vail		2:53	1,536	Sheckler dazzles Hops over 7 shutout
8/15	@T-C	L	3-4	3	3	2	9	4	8	3	9	9-11	T2	-1.0	E. Torres	K. McCanna*	T. Megill	3:21	2,012	Hops drop nailbiter. McCanna takes L
8/16	Eug	L	2-3	2	10	0	8	3	11	2	5	9-12	2	-1.0	K. Thompson	T. Badamo	L. Aquino	2:41	2,836	Badamo 7.2 solid inn, Hops lose 4th str
8/17	Eug	W	3-0	3	4	0	2	0	2	1	7	10-12	T1	---	J. Duran	B. Little	B. Williams	2:13	2,732	Hops throw combined 2-hit ShO
8/18	Eug	W	11-1	11	14	0	7	1	5	2	5	11-12	1	-1.0	T. Keele	J. Assad		3:04	4,304	Duzenack, Grotjohm lead way w/7 hits
8/19	@S-K	L	0-6	0	4	1	6	6	10	0	7	11-13	T1	---	A. De La Rosa	T. Vail		2:58	2,506	S-K wins 4th straight, tie at top
8/20	@S-K	W	2-0	2	6	0	5	0	2	1	4	12-13	T1	---	K. McCanna*	J. Benitez		2:05	2,229	Shaffer/McCanna combine for 2nd ShO
8/21	@S-K	W	9-5	9	12	0	6	5	9	2	7	13-13	1	+1.0	T. Badamo	J. Timmons		3:07	5,297	Varsho HRs before & after eclipse
8/22	@S-K	W	9-6	9	11	3	11	6	8	4	7	14-13	1	+2.0	J. Duran					

2017 Statistics

* = Left-handed hitter or pitcher # = Switch-hitter

BATTING	Age	G	PA	AB	R	H	2B	3B	HR	RBI	SB	CS	BB	SO	BA	OBP	SLG	OPS	TB	DP	SH	SF	
Bryan Araiza*	21	62	286	241	31	51	10	3	2	29	9	4	37	71	.212	.317	.303	.620	73	2	2	1	4
Paxton De La Garza	23	14	63	55	8	14	2	1	0	2	1	0	6	14	.255	.349	.327	.676	18	0	2	0	0
Ryan Dobson	22	26	101	84	17	16	4	0	6	2	3	12	29	.190	.303	.238	.541	20	1	2	2	1	1
Camden Duzenack	22	58	255	222	43	64	16	1	3	34	8	4	18	31	.288	.353	.410	.763	91	3	8	0	7
Drew Ellis	21	48	208	181	35	41	8	0	8	23	3	1	24	45	.227	.327	.403	.730	73	4	3	0	0
Billy Endris*	23	23	82	73	14	15	3	1	2	10	4	0	6	28	.205	.280	.356	.637	26	1	2	0	1
Ryan Grotjohn*	22	38	164	142	21	37	8	2	0	27	3	3	12	24	.261	.325	.345	.670	49	1	4	1	5
Tra Holmes	20	52	213	181	32	35	5	0	3	23	12	5	21	64	.193	.307	.271	.577	49	1	9	1	1
Luis Lara#	22	24	107	89	9	22	3	0	2	11	1	0	16	17	.247	.355	.348	.703	31	2	0	0	2
Domingo Leyba#	21	6	32	28	4	8	1	0	1	6	0	0	4	2	.286	.375	.429	.804	12	1	0	0	0
Luke Lowery	23	7	22	17	1	0	0	0	0	2	0	0	5	3	.000	.227	.000	.227	0	0	0	0	0
Connor Owings*	23	25	95	80	9	16	2	0	0	7	1	2	13	25	.200	.316	.225	.541	18	1	1	0	1
Jorge Perez*	19	26	97	93	7	18	4	0	0	11	6	1	2	21	.194	.211	.237	.447	22	1	0	2	0
Eudy Ramos	21	40	193	178	27	56	9	1	4	30	0	0	13	45	.315	.358	.444	.801	79	2	0	0	2
Yan Sanchez	20	40	188	171	28	48	10	6	3	26	5	2	13	50	.281	.335	.462	.797	79	5	2	0	2
Kyle Smith	23	11	50	39	10	7	3	0	2	7	0	1	6	18	.179	.360	.410	.770	16	0	5	0	0
Pavin Smith*	21	51	223	195	34	62	15	2	0	27	2	1	27	24	.318	.401	.415	.816	81	4	0	0	0
Stephen Smith	22	16	68	54	9	12	1	0	0	1	2	0	13	18	.222	.382	.241	.623	13	1	1	0	0
Gavin Stupienski*	23	1	4	4	1	1	0	0	0	2	0	0	0	1	.250	.250	.250	.500	1	0	0	0	0
Tim Susnara*	21	36	146	124	7	26	7	1	0	9	0	1	20	36	.210	.329	.282	.611	35	1	2	0	0
Dan Swain	22	31	116	106	12	21	8	0	1	15	3	2	7	34	.198	.267	.302	.569	32	0	3	0	0
Cole Thompson	23	11	46	39	5	11	3	0	0	4	0	1	6	12	.282	.370	.359	.729	14	2	0	0	1
Ryan Tufts	22	12	33	28	4	6	2	0	0	2	1	0	2	4	.214	.303	.286	.589	8	0	2	0	1
Daulton Varsho*	20	50	212	193	36	60	16	3	7	39	7	2	17	30	.311	.368	.534	.902	103	1	1	0	1
TOTALS	21.2	76	3004	2617	404	647	140	21	38	353	70	33	300	646	.247	.333	.360	.693	943	34	49	7	29
OPONENTS		76	2851	2530	326	591	105	33	46	295	67	29	220	677	.234	.308	.356	.664	900	42	63	14	22

PITCHING	Age	W	L	W-L%	ERA	G	GS	GF	CG	SHO	SV	IP	H	R	ER	HR	BB	IBB	SO	HBP	BK	WP	WHIP
Mitchell Aker	23	1	5	.167	7.86	8	7	0	0	0	0	34.1	43	38	30	8	9	0	25	5	0	3	1.52
Tyler Badamo	24	1	2	.333	5.13	6	6	0	0	0	0	33.1	41	19	19	0	5	0	20	2	0	4	1.38
Cal Becker	24	0	2	.000	2.84	13	0	8	0	0	0	19.0	12	6	6	1	8	1	25	1	0	4	1.05
Anfernee Benitez*	21	0	1	.000	4.50	10	0	6	0	0	0	10.0	15	5	5	0	3	0	13	0	0	1	1.80
Matt Brill	22	1	1	.500	0.89	18	0	9	0	0	2	20.1	12	3	2	0	12	0	25	0	0	3	1.18
Luis Castillo	22	1	0	1.000	2.91	19	0	3	0	0	1	34.0	28	11	11	3	14	0	35	3	1	3	1.24
Cody Clark	23	1	0	1.000	0.00	2	0	2	0	0	0	4.0	1	0	0	0	2	0	9	0	0	0	0.75
Jhoan Duran	19	6	3	.667	4.24	11	11	0	0	0	0	51.0	44	28	24	5	17	0	36	5	2	6	1.20
Junior Garcia*	21	2	0	1.000	0.57	6	0	1	0	0	0	15.2	7	1	1	1	3	0	18	0	1	2	0.64
Kevin Ginkel	23	0	1	.000	3.48	20	0	8	0	0	0	33.2	26	13	13	1	11	1	49	5	2	7	1.10
Erbert Gonzalez	21	3	1	.750	2.01	19	0	16	0	0	7	22.1	12	6	5	1	11	0	27	4	0	1	1.03
Connor Grey	23	6	2	.750	2.74	8	8	0	0	0	0	46.0	35	16	14	4	5	0	41	4	0	2	0.87
Carlos Hernandez	23	0	0	.000	4.50	1	1	0	0	0	0	4.0	5	2	2	1	4	0	6	0	0	1	2.25
Tyler Keele	23	5	5	.500	4.32	15	14	0	0	0	0	75.0	63	44	36	7	27	0	72	8	1	6	1.20
Matt Koch	26	1	0	1.000	4.91	2	2	0	0	0	0	11.0	13	7	6	2	1	0	9	0	0	0	1.27
Luis Madero	20	1	1	.500	8.24	4	4	0	0	0	0	19.2	28	22	18	2	5	0	17	3	0	0	1.68
Jose Martinez	23	0	0	.000	7.50	5	0	1	0	0	0	6.0	3	6	5	1	12	0	7	3	0	6	2.50
Kevin McCanna	23	5	1	.833	0.27	6	0	3	0	0	0	33.1	12	2	1	0	10	0	43	2	0	2	0.66
Jeferson Mejia	22	0	0	.000	5.06	3	0	1	0	0	0	5.1	5	3	3	1	3	0	8	0	0	0	1.50
Matt Peacock	23	0	2	.000	2.45	22	0	7	0	0	1	29.1	24	8	8	2	8	0	23	1	0	0	1.09
Rafael Pujols	21	0	0	.000	1.93	10	0	3	0	0	0	14.0	11	7	3	0	2	0	17	2	0	3	0.93
Nestor Ramirez	21	0	0	.000	0.00	1	0	0	0	0	0	1.0	1	0	0	0	0	0	0	0	0	0	1.00
Pierce Romero	23	0	0	.000	4.00	8	0	2	0	0	0	9.0	9	5	4	0	11	0	8	1	1	3	2.22
Yeison Santana	20	0	0	.000	12.79	2	0	0	0	0	0	6.1	11	10	9	0	2	0	8	1	0	1	2.05
Brian Shaffer	20	0	0	.000	3.43	11	8	0	0	0	0	21.0	18	8	8	0	1	0	21	0	0	1	0.91
Riley Smith	22	4	3	.571	3.06	8	8	0	0	0	0	47.0	42	20	16	3	7	0	35	7	0	4	1.04
Juan Torres	22	1	0	1.000	3.38	8	0	0	0	0	0	16.0	17	6	6	1	6	1	19	3	0	0	1.44
Tyler Vail	25	1	5	.167	5.06	7	7	0	0	0	0	37.1	44	26	21	2	14	0	33	3	0	3	1.55
Tucker Ward	25	0	0	.000	0.00	3	0	0	0	0	0	3.0	1	0	0	0	2	0	1	0	0	0	1.00
Jordan Watson*	23	0	0	.000	0.00	3	0	0	0	0	0	3.0	1	0	0	0	2	0	6	0	0	0	1.00
Breckin Williams	23	1	0	1.000	2.63	13	0	6	0	0	2	13.2	7	4	4	0	3	0	21	0	0	0	0.73
TOTALS	22.2	41	35	.539	3.71	76	76	76	0	7	13	678.2	591	326	280	46	220	3	677	63	8	67	1.20
OPONENTS		35	41	.461	4.24	76	76	75	1	3	19	677.2	647	404	319	38	300	2	646	49	8	71	1.40

2018

Climbing the prospect chart, part 1: Eighteen-year-old shortstop **Geraldo Perdomo** joined players like **Dansby Swanson** and **Daulton Varsho** in the ranks of the best position-player prospects in Hops history. Perdomo joined the Hops from Missoula on July 28th, and in 30 games he hit .301 with three home runs and 14 runs batted in. Moreover, he flashed a spectacular glove at shortstop and showed a baseball IQ well beyond his years.

Climbing the prospect chart, part 2: If Perdomo was the top non-pitching prospect on the team, 19-year-old catcher **Andy Yerzy** wasn't far behind. Yerzy hit .297 with eight home runs and 34 RBIs in 63 games, 44 of them behind the plate.

Chase this: On July 1st at home against Spokane, Hops first baseman **Francis Martinez** became the first Hops player to hit a ball over the net protecting Century Blvd. beyond the right field fence. The ball took one hop and bounded into the dog park on the other side of the street.

Try this, Houdini: On July 5th at Salem-Keizer, the Volcanoes loaded the bases with none out in the bottom of the ninth and the game tied at four. Hops reliever **Wesley Rodriguez**, with the infield in, induced Kyle McPherson to ground into a third-to-home-to-first double play, and then retired Wander A. Franco on a lineout to center to end the inning. The Hops scored a run in the top of the 10th, and then held on to win 5-4 in the bottom of the 10th on in part because of a run-saving diving play by third baseman **Jose Caballero** for the inning's second out.

High five: On July 20th at Vancouver, the Hops clinched a playoff berth with three days remaining in the first half. With the 10-1 win, Hillsboro tied the Northwest League record by qualifying for the playoffs five straight years.

Where there's a Will...: On Opening Night in Everett on June 15th, Hops outfielder **Will Gorman** was struck in the face by a pitch in his second plate appearance of the year. Despite the fact the injury required facial reconstruction surgery, Gorman was back on the field within six weeks. He made his return to the Hops on July 29th at Spokane, went 4-for-4 on July 30th (also at Spokane), and saved the true heroics for August 1st. In his long-awaited home debut, Gorman stepped to the plate against Vancouver in the bottom of the ninth inning and smoked a game-ending three-run home run to give the Hops an 8-5 win.



Eighteen-year-old Geraldo Perdomo—three years younger than the average NWL player—emerged in 2018 as one of the best prospects ever to play for the Hops. In 30 games after his promotion from Rookie-level Missoula in late July, Perdomo hit .301 and made breathtaking plays at short.

Making a name: Nondrafted free agent signee **Trevor McKenna** posted excellent numbers. In 20 games, the left-hander posted a 0.93 ERA, with 31 strikeouts, 14 walks and just 16 hits allowed in 29 innings.

Bad News: The Hops' 51-25 record was their best in history, and for the fourth time in the past five seasons, the Hops won both halves in the South Division. Eugene finished with the worst overall record in the league (31-45), and yet squeaked into the postseason by finishing second in the South in the second half. Despite this, it was again Eugene—the “Bad News Ems,” they were called—who prevailed with a two-game sweep of the Hops in the South Division Series. Hillsboro lost both games 3-2, making it six consecutive postseason losses, all to the Emeralds. And get this: in the six straight playoff losses, Hillsboro was 3-for-57 (.053) with runners in scoring position. (Editor's note: Let that sink in. *Three for fifty-seven.* Honestly... sprinkle six more hits over those six losses—one per game—and the Hops likely have at least one more championship, and maybe two or three. Alas...)

Balk, balk: By the way, Eugene won game one of the South Division Series against the Hops in part because of a sixth-inning balk that brought home the go-ahead (and final) run. That scene would be repeated a few days later in the Championship Series, when Spokane's Emmanuel Clase balked home the series-ending run, giving Eugene their second title in three years.

2018 Game-By-Game Results and Notes

DATE	OPP	W/L	SCORE	HOPS				OPPONENT				REC	POS	GB/	GA	WINNER	LOSER	SAVE	TIME	ATT	NOTES
				R	H	E	L	R	H	E	L										
6/15	@Eug	W	5-2	5	9	0	7	2	6	1	4	1-0	T1	---	K. Hernandez	M. Roberts	W. Rodriguez	2:29	4,003	Holmes & Rose HR, 2-r 2B Martinez.	
6/16	@Eug	W	12-6	12	9	1	5	6	11	0	9	2-0	T1	---	K. Lin*	C. Hernandez		3:23	3,589	Hops score team-record 12r in T1	
6/17	@Eug	W	3-2	3	5	2	1	2	6	0	10	3-0	1	+1.0	E. Larrison*	N. Zavolas	W. Rodriguez	2:39	3,599	Holmes 2B T8 for 3-2 lead.	
6/18	@Eug	L	1-7	1	4	2	3	7	9	0	6	3-1	T1	---	J. Caraballo	A. Del Moral	T. Jackson	2:31	1,710	Hops fall to 17-12 all-time in Everett.	
6/19	@Eug	L	5-7	5	5	1	3	7	10	0	5	3-2	T1	---	I. Fortunato	J. McKinley	J. Gerber	2:42	1,803	Final 16 Hops retired: 4-way tie at 3-2.	
6/20	Eug	L	3-4	3	7	1	5	4	8	1	3	3-3	T3	-1.0	J. Steffens	K. Hernandez	D. Geekie	2:58	4,332	Hops H's 14k; now 3-3 home openers.	
6/21	Eug	W	4-0	4	5	1	7	0	5	2	7	4-3	T2	-1.0	K. Stout*	F. Carrera		2:43	2,207	1st ShO of yr, 37th in Hops history.	
6/22	Eug	L	2-6	2	4	2	3	6	6	1	1	4-4	3	-2.0	S. Barry	F. Soriano		2:48	2,729	Hops H's 15K, 35K in series.	
6/23	S-K	L	5-9	5	7	1	8	9	11	1	5	4-5	T3	-3.0	G. Jacknewitz	K. Lin*		2:58	3,838	S-K 8 XBH; 3g out 1st x since 6/28/17.	
6/24	S-K	W	12-2	12	15	1	9	2	11	0	9	5-5	T2	-2.0	C. Stapler*	M. Figueroa		3:20	3,871	Jake McCarthy 2x4, hbp in pro debut.	
6/25	S-K	W	6-5	6	7	2	5	5	12	0	6	6-5	T2	-1.0	W. Rodriguez*	K. Bartlett	J. Green	3:14	2,256	Caballero 2-r 1B B7 for 6-5 lead.	
6/26	@Boi	L	5-7	5	12	1	10	7	8	4	5	6-6	3	-2.0	B. Johnson	M. Tabor		3:09	3,845	Down 7-0 to T8; late rally falls short	
6/27	@Boi	W	7-2	7	13	1	10	2	5	1	7	7-6	T2	-2.0	F. Soriano	M. Ausua		2:50	3,484	Tufts 3x5 (and 4 rbi Hops hi for yr)	
6/28	@Boi	W	6-5	6	12	2	8	5	5	4	3	8-6	2	-2.0	B. Christian*	P. Poulin	W. Rodriguez	2:49	3,503	Go-ahead run in T8 on E2. WP. E5	
6/29	Spo	W	5-1	5	9	0	5	1	6	1	12	9-6	2	-1.0	B. Valdez*	T. Tiedemann		2:41	3,216	Debuts: Goddard 1ip, Valdez 6.1ip, 1r.	
6/30	Spo	W	3-2	3	8	2	7	2	6	0	8	10-6	T1	---	J. Green*	E. Clase		3:03	3,547	Perez 1B for 29th walkoff Hops history.	
7/01	Spo	W	6-0	6	7	0	4	0	5	1	7	11-6	T1	---	M. Tabor	R. Dease		2:24	3,719	Spo just 3 RISP; Martinez HR over net.	
7/02	Spo	W	7-6	7	8	1	8	6	8	1	10	12-6	1	+1.0	W. Rodriguez*	R. Meyer		3:22	2,301	3r in B9; Yerzy 2-r 1B w/1 out wins it.	
7/03	Spo	W	4-3	4	7	0	4	3	6	0	4	13-6	1	+1.0	B. Christian*	H. Crouse	S. Green	2:37	5,506	3rd 5-gm sweep Hops hist. 2nd v. Spo	
7/04	@S-K	L	1-15	1	3	3	4	15	18	1	5	13-7	T1	---	S. Bates	J. Goddard		2:43	5,255	Most opp. H since 7/14; most R since 7/13	
7/05	@S-K	W	5-4 (10)	5	8	2	6	4	11	1	9	14-7	1	+1.0	W. Rodriguez*	J. Tona	K. Lin	3:11e	1,381	W/4-4 tie, Hops escape 3-on, 0-out jam in B9.	
7/06	@S-K	W	6-5	6	15	2	14	5	7	2	8	15-7	1	+2.0	T. McKenna*	G. Santos	J. Green	3:36	2,209	Win despite 14 LOB; secure tiebreaker.	
7/07	@Eug	W	5-1	5	11	0	8	1	4	1	4	16-7	1	+3.0	F. Soriano*	B. Marquez	Y. Santana	2:54	3,704	Yerzy triple shy of cycle, 7x9 last 2g.	
7/08	@Eug	L	3-4	3	8	1	10	4	6	0	5	16-8	1	+2.0	E. Palma	W. Rodriguez*		3:01	4,928	Eug 4 in B9 on BB, 1B, SF, 2 2B, 2 WP.	
7/09	@Eug	W	4-2	4	9	0	7	2	4	1	4	17-8	1	+3.0	B. Valdez*	R. Williams	K. Stout	2:49	4,056	17-8 best 25g start to a half in Hops hist.	
7/11	T-C	W	11-0	11	18	0	10	0	5	3	5	18-8	1	+3.0	K. Hernandez*	A. Martinez		2:55	3,229	Dobs. 4x5, 4r; 18h 2nd-most ever at H.	
7/12	T-C	W	9-5	9	13	0	8	5	11	2	9	19-8	1	+4.0	J. Green*	C. Bellinger		3:08	2,632	T-C 3r in top 1st. Hops unfazed.	
7/13	T-C	W	5-4 (10)	5	9	1	10	4	8	0	7	20-8	1	+4.0	E. Larrison*	J. Guerrero		3:15e	3,344	Francis Martinez walkoff BB; W16 of 19.	
7/14	T-C	W	7-6 (11)	7	11	0	13	6	12	0	11	21-8	1	+5.0	C. Pimentel*	N. Kuzia		4:07e	3,752	Tufts single wins wild 11-inn battle.	
7/15	T-C	L	2-6	2	7	0	12	6	10	2	5	21-9	1	+4.0	A. Acevedo	J. Goddard		3:08	4,217	Hops 0x7 risp, flat after prev. 2 nights.	
7/16	Boi	L	2-3	2	7	0	5	3	11	1	6	21-10	1	+3.0	A. Byrd	K. Hernandez*	H. Williams	2:36	3,229	Hops 5x30 risp last 3g.	
7/17	Boi	W	6-5 (10)	6	12	1	13	5	11	1	5	22-10	1	+4.0	E. Larrison*	C. Pate		3:21e	3,019	Drop fly B9, then Rose HR; Perez 2-r 1B B10.	
7/18	Boi	L	2-4 (10)	2	8	0	9	4	7	2	7	22-11	1	+3.0	P. Gray	T. McKenna	P. Poulin	3:35e	3,047	Don't clinch at home; magic # is 2.	
7/19	@Van	L	0-5	0	2	2	5	5	7	1	5	22-12	1	+3.0	S. Wymer	A. Del Moral		2:36	6,413	1st time shut out; Boi. loses, magic #=1	
7/20	@Van	W	10-1	10	8	1	7	1	6	3	5	23-12	1	+4.0	A. Toelken*	D. Diaz		3:20	6,413	6-r 5th puts game away; clinch 1st half	
7/21	@Van	L	2-3	2	5	0	4	3	8	1	6	23-13	1	+3.0	J. Watts	E. Larrison*	C. Johnson	2:28	6,413	C's stay alive in North; PB is key play	
7/22	@Van	L	3-5	3	9	0	7	5	10	0	7	23-14	1	+3.0	R. Ponder	W. Tunnell*	N. Allgeyer	3:00	6,413	C's win, stay alive, elim. by Evt win later	
7/23	@Van	W	6-3	6	14	1	14	3	5	2	7	24-14	1	+3.0	R. Miller*	J. Winnickowski		3:13	6,413	All 9 qet hits. Hops close out half w/winn	
7/24	Boi	L	3-5	3	6	1	4	5	8	1	8	0-1	T3	-1.0	N. Bush	A. Del Moral	P. Poulin	3:02	3,005	Hops lose 7th in 10g, 0-1 in 2nd half	
7/25	Boi	W	5-4 (10)	5	7	0	5	4	9	0	6	1-1	T1	---	K. Lin*	J. Valdez		3:01e	2,578	Tolbert 2-r walkoff 1B in Hops debut.	
7/26	Boi	W	5-2	5	9	1	7	2	9	1	8	2-1	T1	---	K. Hernandez*	J. Ocando	W. Tunnell	2:40	4,926	Caballero 1st-inn 2-r HR; Lynch 2 big hits.	
7/27	@Spo	W	6-4 (11)	6	12	0	10	4	7	4	9	3-1	1	+1.0	E. Larrison*	B. Eveld	J. Green	3:28e	6,842	3rd x in 11g 2-out 9th-inn misplay=Hops W	
7/28	@Spo	W	3-2	3	9	1	7	2	4	1	11	4-1	1	+2.0	R. Miller*	S. Engler	Y. Santana	3:30	6,812	Hops 7-0 v Spo, incl. 4-0 in 1-run gms	
7/29	@Spo	L	0-2	0	5	1	8	2	6	0	5	4-2	1	+1.0	J. Latz	L. Frias	E. Clase	2:37	4,280	Hops 0x7 RISP, now 7-1 v Spokane.	
7/30	@Spo	W	8-6	8	14	0	13	6	13	4	12	5-2	1	+1.0	J. Green*	X. Moore		3:34	3,912	Gorman 4x4; Spo. 4E (3E in 6-r 5th).	
7/31	@Spo	L	1-2	1	4	2	5	2	5	1	3	5-3	1	+1.0	H. Crouse	R. Weiss	E. Clase	2:39	4,170	Final 16 Hops retired; finish 8-2 vs Spo.	
8/01	Van	W	8-5	8	9	1	8	5	7	1	6	6-3	1	+2.0	K. Lin*	F. Stadler		3:10	3,932	Gorman walk-off HR in first home game.	
8/02	Van	W	7-4	7	9	1	7	4	8	1	5	7-3	1	+2.0	T. McKenna*	J. Espada	S. Green	2:46	3,004	Hops pen 7ip, 2h, 0r; Yerzy, Perdomo HR.	
8/03	Van	L	0-7	0	5	1	8	7	12	1	11	7-4	1	+1.0	R. Ponder	L. Frias		3:19	3,877	1st time shut out home since 7/14/17.	
8/04	Van	L	0-2	0	5	1	6	2	3	0	4	7-5	T1	---	J. Winnickowski	J. Goddard	C. Johnson	2:42	4,407	Hillsboro shutout for 2nd straight night.	
8/05	Van	L	4-7	4	3	1	3	7	12	3	3	7-6	2	-1.0	E. Silva	K. Hernandez*	C. Law	2:37	3,782	Gorman 3r hr not enough as Hops lose	
8/09	@T-C	W	3-0	3	6	0	6	0	4	0	6	8-6	2	-1.0	W. Rodriguez*	S. Keating	C. Pimentel	2:39	1,815	Hops back on track with combined SHO	
8/10	@T-C	W	1-0	1	8	0	13	0	7	1	8	9-6	T1	---	Y. Santana*	C. Tyler	J. Green	3:20	2,547	Rose Solo HR enough in 2nd SHO W	
8/11	@T-C	L	1-4	1	5	0	5	4	3	1	6	9-7	T1	---	R. Perez	J. Garcia*		2:46	3,756	Late T-C rally buries Hops in 8th	
8/12	@T-C	W	8-5	8	12	1	7	5	11	0	11	10-7	1	+1.0	K. Hernandez*	W. Sung	C. Pimentel	3:27	1,474	Tolbert and Gorman 3 hit games	
8/13	@T-C	W	3-2 (10)	3	8	1	6	2	6	0	12	11-7	1	+2.0	J. Garcia*	K. Anderson	T. McKenna	3:22e	1,695	Hops win in extra innings on Perez hit	
8/14	@Eug	W	6-4	6	10	0	9	4	6	2	2	12-7	1	+3.0	K. Lin*	S. Barry	C. Pimentel	2:46	2,353	Hops strikeout 19 Ems, inc 10 consecutive	
8/15	@Eug	W	5-3	5	7	0	9	3	4	1	3	13-7	1	+3.0	H. Francis*	Z. Mort	J. Green	3:11	2,169	Green nails down S8, Tolbert 3x4	
8/16	@Eug	L	1-2	1	3	0	0	2	6	0	4	13-8	1	+2.0	S. Ridings	L. Frias	M. Stophel	2:09	3,801	Fastest game of year ends in L	
8/17	@S-K	W	6-4	6	8	1	6	4	10	1	6	14-8	1	+3.0	K. Hernandez*	M. Figueroa	C. Pimentel	2:46	2,393	Rose, Martinez lead day w 3 hits	
8/18	@S-K	W	4-2	4	8	0	9	2	6	2	8	15-8	1	+4.0	E. Larrison*	M. Meyer	J. Green	3:14	2,509	Perez 2x4 2 rbi leads Hops offense	
8/19	@S-K	W	9-8	9	15	0	9	8	9	1	4	16-8	1	+4.0	Y. Santana*	A. DuBord	C. Pimentel	3:06	1,906	Yerzy, 4x5, 2 hr, pace 16 hit barrage	
8/20	Eug	W	2-1	2	9	0	4	1	5	0	4	17-8	1	+5.0	H. Francis*	B. Marquez	T. McKenna	2:32	3,027	Gorman scores from 1b on double.	
8/21	Eug	W	6-4	6	10	1	5	5	8	1	7	18-8	1	+6.0	J. Garcia*	Z. Mort	J. Green	2:53</			

2018 Statistics

* = Left-handed hitter or pitcher # = Switch-hitter

BATTING	Age	G	PA	AB	R	H	2B	3B	HR	RBI	SB	CS	BB	SO	BA	OBP	SLG	OPS	TB	DP	HB	SH	SF
Jose Caballero	21	37	158	138	24	40	5	2	5	24	12	3	14	20	.290	.367	.464	.831	64	0	4	0	2
Terence Connelly*	24	1	4	3	0	1	0	0	0	1	0	0	1	1	.333	.500	.667	1.167	2	0	0	0	0
Ryan Dobson	23	26	110	91	19	33	6	0	0	9	14	6	14	19	.363	.449	.429	.877	39	0	1	3	1
David Garza	23	3	10	10	4	3	1	0	1	3	0	0	0	1	.300	.300	.700	1.000	7	0	0	0	0
Will Gorman*	23	28	110	105	17	27	2	3	6	18	3	4	1	41	.257	.291	.505	.796	53	1	4	0	0
Jose Herrera#	21	6	18	17	0	2	1	0	0	0	0	0	1	2	.118	.167	.176	.343	3	2	0	0	0
Zach Hoffpauir	24	13	36	34	3	6	1	0	0	1	3	0	2	16	.176	.222	.206	.428	7	0	0	0	0
Tra Holmes	21	34	153	134	29	38	8	2	4	13	19	6	10	32	.284	.373	.463	.835	62	0	9	0	0
Ryan January*	21	43	165	137	24	25	6	4	0	6	4	2	23	61	.182	.321	.285	.606	39	2	5	0	0
Zack Jones	23	13	45	41	3	5	0	0	1	2	3	0	3	17	.122	.200	.195	.395	8	2	1	0	0
Alex King	22	9	37	35	2	5	0	0	0	1	1	0	1	9	.143	.189	.143	.332	5	1	1	0	0
Keshawn Lynch	21	61	239	210	27	45	10	2	1	14	9	4	22	45	.214	.297	.295	.592	62	2	4	0	3
Francis Martinez#	21	66	269	248	27	55	15	1	8	33	0	0	16	88	.222	.275	.387	.662	96	6	3	0	2
Jake McCarthy*	20	55	241	208	33	60	17	3	3	18	20	8	22	40	.288	.378	.442	.820	92	0	9	0	2
Geraldo Perdomo#	18	30	127	103	20	31	3	2	3	14	9	4	18	23	.301	.421	.456	.877	47	2	4	1	1
Jorge Perez*	20	63	246	217	30	59	12	2	2	29	19	11	25	34	.272	.348	.373	.722	81	1	1	2	1
Joey Rose	20	61	265	242	23	57	21	2	8	42	3	2	14	79	.236	.279	.438	.717	106	2	3	0	6
Dan Swain	23	41	127	110	12	23	3	0	1	11	2	1	13	30	.209	.299	.264	.563	29	3	2	0	2
L.T. Tolbert*	22	27	120	107	10	31	6	1	0	15	3	3	10	17	.290	.358	.364	.723	39	2	2	0	1
Ryan Tufts	23	39	145	121	11	25	7	0	3	15	0	0	15	32	.207	.319	.339	.658	41	3	6	1	0
Kevin Watson*	19	3	6	5	1	1	0	1	0	0	1	0	1	4	.200	.333	.600	.933	3	0	0	0	2
Andy Yerzy*	19	63	276	239	30	71	11	1	8	34	0	0	28	67	.297	.382	.452	.834	108	9	6	0	2
TOTALS	20.9	76	2907	2555	349	643	136	26	54	303	125	54	254	678	.252	.332	.389	.720	993	38	65	7	25
OPPONENTS	76	2813	2530	286	581	124	20	52	261	72	28	205	685	.230	.299	.356	.655	901	52	53	8	16	

PITCHING	Age	W	L	W-L%	ERA	G	GS	GF	CG	SHO	SV	IP	H	R	ER	HR	BB	IBB	SO	HBP	BK	WP	WHIP	
Luis Castillo	23	0	0	.000	3.63	10	0	1	0	0	0	17.1	12	7	7	2	3	0	12	0	0	0	0.87	
Brian Christian	22	2	0	1.000	4.26	13	0	0	0	0	0	25.1	23	14	12	3	5	0	18	0	1	1	1.11	
Adrian Del Moral	19	0	3	.000	4.65	8	0	0	0	0	0	31.0	28	17	16	2	7	0	30	4	0	3	1.13	
Brian Ellington	27	0	0	.000	0.00	1	0	0	0	0	0	1.0	0	0	0	0	0	0	0	0	0	0	0.00	
Harrison Francis	19	3	0	1.000	1.53	5	0	1	0	0	0	17.2	15	3	3	0	8	0	21	0	0	2	1.30	
Luis Frias	20	0	4	.000	3.16	7	0	0	0	0	0	25.2	21	9	9	0	15	0	27	1	0	1	1.40	
Justin Garcia	22	3	1	.750	3.38	11	0	1	0	0	0	16.0	9	7	6	0	10	0	25	0	0	3	1.19	
Jackson Goddard	21	1	3	.250	4.18	13	12	0	0	0	0	28.0	19	14	13	1	12	0	27	4	0	4	1.11	
Josh Green	22	3	1	.750	1.09	25	0	16	0	0	11	33.0	31	9	4	0	9	1	25	1	0	7	1.21	
Carlos Hernandez	24	0	0	.000	10.80	2	0	1	0	0	0	1.2	0	2	2	0	4	0	2	1	0	0	2.40	
Kenny Hernandez*	20	6	3	.667	4.37	16	5	1	0	0	0	68.0	81	34	33	11	7	0	59	2	0	0	1.29	
Ethan Larrison	22	6	1	.857	3.10	15	0	4	0	0	0	20.1	16	9	7	1	10	2	16	2	0	2	1.28	
Kai-Wei Lin	22	4	1	.800	3.44	22	0	9	0	0	1	34.0	26	14	13	3	7	0	44	2	0	6	0.97	
Mason McCullough	25	0	0	.000	3.00	2	0	0	0	0	0	3.0	1	1	1	1	3	0	5	1	0	0	1.33	
Trevor McKenna*	22	2	1	.667	0.93	20	0	3	0	0	3	29.0	16	7	3	0	14	1	31	0	0	4	1.03	
Jayson McKinley	24	0	1	.000	10.80	2	1	1	0	0	0	5.0	7	6	6	2	2	0	3	0	0	1	1.80	
Matt Mercer	21	0	0	.000	3.00	12	12	0	0	0	0	27.0	19	9	9	1	6	0	37	4	0	5	0.93	
Ryan Miller	22	3	0	1.000	3.86	12	0	0	0	0	0	11.2	11	5	5	2	1	0	10	2	0	0	1.03	
Travis Moths	22	0	0	.000	1.23	4	0	1	0	0	0	7.1	3	1	1	0	1	0	8	2	0	0	0.55	
Cristofer Ogando	24	0	0	.000	3.86	8	0	2	0	0	0	9.1	9	4	4	2	3	0	17	0	1	2	1.29	
Henry Owens*	25	0	0	.000	10.80	1	0	0	0	0	0	1.2	4	2	2	0	1	0	2	0	0	1	3.00	
Chester Pimentel	22	3	0	1.000	1.04	15	0	11	0	0	0	7	17.1	11	3	2	0	4	0	18	3	0	2	0.87
Jake Polancic	20	0	0	.000	0.00	2	0	0	0	0	0	1.2	0	0	0	0	3	0	2	0	0	0	1.80	
Rafael Pujols	22	0	0	.000	0.00	3	0	1	0	0	0	3.0	0	0	0	0	1	0	3	1	0	0	0.33	
Lane Ratliff*	23	0	0	.000	0.00	1	1	0	0	0	0	3.0	2	0	0	0	0	0	3	0	0	0	0.67	
Ryan Ricci*	22	0	0	.000	3.52	5	0	2	0	0	0	7.2	11	12	3	2	3	0	7	2	0	2	1.83	
Wesley Rodriguez	21	4	2	.667	3.48	24	0	10	0	0	3	33.2	28	14	13	0	12	2	40	6	0	8	1.19	
Yeison Santana	21	2	0	1.000	3.71	18	1	3	0	0	2	26.2	24	12	11	2	11	0	23	2	0	2	1.31	
Troy Scribner	26	0	0	.000	0.00	1	0	1	0	0	0	1	4.0	1	0	0	0	0	7	0	0	0	0.25	
Franklyn Soriano*	22	2	1	.667	4.08	7	3	0	0	0	0	28.2	21	16	13	4	10	0	29	3	0	2	1.08	
Cole Stapler	23	1	0	1.000	0.00	1	0	0	0	0	0	3.0	4	0	0	0	0	0	4	0	0	0	1.33	
Kyler Stout	23	1	0	1.000	0.79	8	0	5	0	0	1	11.1	5	1	1	1	8	0	22	2	0	0	1.15	
Matt Tabor	19	2	1	.667	3.26	14	14	0	0	0	0	60.2	59	26	22	4	13	0	46	4	0	4	1.19	
Andy Toelken	22	1	0	1.000	1.80	3	0	1	0	0	0	5.0	4	1	1	0	1	1	1	1	0	1	1.00	
West Tunnell	24	0	1	.000	2.70	10	0	1	0	0	1	16.2	9	5	5	2	5	0	19	1	0	1	0.84	
Bryan Valdez*	23	2	0	1.000	3.38	4	0	0	0	0	0	18.2	21	7	7	3	1	0	14	0	1	0	1.18	
Ryan Weiss	21	0	1	.000	3.68	12	12	0	0	0	0	29.1	27	13	12	3	3	0	27	2	0	2	1.02	
Jake Winston	24	0	0	.000	4.50	1	0	0	0	0	0	2.0	3	2	1	0	2	0	1	0	0	1	2.50	
TOTALS	21.5	51	25	.671	3.24	76	76	0	6	30	685.1	581	286	247	52	205	7	685	53	3	67	1.15		
OPPONENTS	25	51	.329	3.78	76	76	0	4	15	675.2	643	349	284	54	254	14	678	65	6	60	1.33			

FIRST BASE	G	PO	A	E	DP	Fld%
F. Martinez	53	430	24	5	36	.989
Ryan Tufts	13	97	2	0	12	1.000
Andy Yerzy	8	70	2	0	6	1.000
David Garza	3	16	2	0	4	1.000
Alex King	2	13	1	0	1	1.000

THIRD BASE	G	PO	A	E	DP	Fld%
Joey Rose	51	32	91	9	6	.932
Jose Caballero	13	13	35	4	7	.923
Ryan Tufts	10	10	17	1	3	.964
Keshawn Lynch	2	2	4	0	1	1.000

2019

Slick: Hops infielder **Ricky Martinez** put together one of the most remarkable seasons imaginable. An 18th-round selection out of the Univ. of Tennessee, Martinez started at least 20 games at each of three different positions—second, short and third—and committed *two* errors all season. One error came on a throw to first early in the season, and another came on a relay to the plate when his throw short-hopped the catcher. Translation: playing at three different positions, Martinez didn't mis-handle a single ground ball all season. Oh, and he hit .283, the 10th-highest single-season average in team history.

Tradition, tradition: the Hops made for the playoffs for the 6th straight year—the first NWL team ever to do so.

More great prospects: Hops OF **Kristian Robinson** was the best player in the NWL from Opening Day until his promotion on August 3rd. Robinson hit .319 in 44 games with nine home runs and 14 steals, and played an excellent center and right field. And fleet-footed 2019 first-round draft choice **Corbin Carroll** finished the season with the Hops, hitting .326 with four triples in 11 games.

Peguero double snaps streak: Dating to 2016, the Hops had lost six straight playoff games, and they were on their way to a seventh in game one against Salem-Keizer. The Hops pitching duo of **Tyler Holton** (6 ip) and **Nick Snyder** (3 ip) allowed *just one baserunner the entire game*—a 4th-inning home run by Yorlis Rodriguez—but it looked like it might be enough to beat the Hops... until **Andy Yerzy** singled home the tying run in the bottom of the eighth, and **Liover Peguero** doubled home the game-winner in the bottom of the ninth. (The Hops completed the sweep with a 6-3 win in Keizer the following night.)

Yerzy does it: The Hops again met Tri-City in the NWL Championship Series. In game one, Hillsboro trailed 3-1 entering the bottom of the ninth. With one out, they loaded the bases. **Jesus Marriaga's** sac fly made it 3-2, but the Hops were down to their last out. First baseman **Andy Yerzy**—who, in his second season in the NWL had struggled by his standards—yanked the most dramatic HR in club history inside the right-field foul pole for a 5-3 win.

English, Arroyo lead the way: After the Hops dropped game two of the Championship Series at home to Tri-City, the teams headed to Pasco, Wash. In game three, heavy night air contributed to the pitching's dominance—neither team advanced a runner into scoring position until



With the Hops down to their last out in game one of the NWL Championship Series, first baseman Andy Yerzy connects on perhaps the most memorable home run in team history. With two out, two on and the Hops trailing 3-2, Yerzy's blast inside the right-field foul pole sent the fans—and Yerzy's teammates—into a frenzy. The Hops would win the hard-fought series three games to two to earn the third title in the team's seven-year history.

the eighth inning. In the top of the eighth the Hops left a runner at third; in the bottom of the inning, the Devils left a runner at second. But in the ninth, the Hops broke through: **Corbin Carroll** had a two-out infield single, and then **Tristin English**—in what might be the *second*-most dramatic home run in club history—muscled one through the thick night air over the left-field fence for a 2-0 lead. In the bottom of the ninth, however, Tri-City loaded the bases with none out. RHP **Mailon Arroyo** came out of the bullpen and got a line-out to right, gave up an RBI ground-out to make it 2-1, and—with the tying and winning runs at second and third—battled Luke Becker for 10 pitches, striking him out on a backdoor slider to end it.

Hops take third championship: In the fifth and deciding game of the NWL Championship Series, Tri-City took a 1-0 lead in the bottom of the first, and would have scored more in the second if not for a ball that miraculously caromed off Hops starting pitcher **Connor Grammes'** foot. Hillsboro followed that stroke of good fortune with an RBI double by **Corbin Carroll** to tie the game in the third, a go-ahead single by **Ryan January** in the fourth and an RBI bloop single by **Tristin English** in the seventh. That was plenty for the pitching quartet of Grammes (3 ip), **Ryne Nelson** (3 ip), **Justin Garcia** (2 ip) and **Eduardo Herrera** (1 ip). Herrera whiffed Sean Guilbe to nail down the 3-1 championship-clinching victory.

2019 Game-By-Game Results and Notes

	OPP	W/L	SCORE	HOPS			OPPONENT			REC	POS	GB/ GA	WINNER	LOSER	SAVE	TIME	ATT	NOTES		
				R	H	E	L	R	H										E	L
6/14	@Eug	L	0-2	0	5	0	7	2	4	0	2	0-1	T3	-1.0	C. Vega	L. Frias	I. Medina	2:13	4,023	Eug 2r B2; Frias 8 Ks; Hops 0x6 RISP.
6/15	@Eug	W	4-0	4	8	0	10	0	5	0	11	1-1	T2	-1.0	M. Tineo	K. Franklin		3:00	3,509	Tineo (5ip) & 4 relievers comb. ShO.
6/16	@Eug	W	4-0	4	7	0	3	0	3	1	6	2-1	T2	-1.0	A. Del Moral	Y. Perez		2:35	4,430	Del Moral 5ip, 1h; Hops 24 str ShO inn.
6/17	@T-C	W	8-1	8	11	3	11	1	5	3	9	3-1	T1	--	D. Olivero	O. Cruz		3:14	1,550	Hops 33ip w/o allowing ER.
6/18	@T-C	W	5-4(10)	5	12	1	10	4	6	1	9	4-1	1	+1.0	J. Cuas*	T. Colletti		3:38e	1,465	Wasinger rbi 2B T10; Hops 29-14 x-inn.
6/19	@T-C	L	1-2(10)	1	3	0	7	2	6	0	10	4-2	1	+1.0	F. Minjarez	B. Menendez*		3:03e	1,661	Hops take 1-0 lead to B9.
6/20	@T-C	L	5-6	5	10	1	13	6	7	3	9	4-3	T1	--	J. Sims	T. McKenna*	D. Mendez	3:36	2,119	Hops 2 runners tagged out in 9th
6/21	Van	L	1-5	1	4	1	5	5	10	0	10	4-4	3	-1.0	G. Townsend	M. Tineo		2:57	4,861	Vanc. P Grant Townsend no-no into 7th
6/22	Van	W	3-1	3	5	2	5	1	6	0	8	5-4	T2	-1.0	T. McKenna*	G. Huffman	J. Cuas	2:27	4,018	Yerzy base-hit in B8 puts Hops up 2-1
6/23	Van	W	4-1	4	7	0	6	1	5	0	12	6-4	T1	--	J. Stevens*	R. Ponder	B. Menendez	3:19	4,048	Yerzy 2-run HR B6 snaps 0-0 tie
6/24	Van	W	13-4	13	18	0	12	4	5	0	7	7-4	T1	--	L. Frias	J. Diaz		3:20	2,648	All 9 Hops get hits, 8 score, 8 have RBIs
6/25	@S-K	W	7-0	7	12	2	7	0	2	2	10	8-4	1	+1.0	M. Gelabert	J. Lopez		2:42	1,851	Robinson & January HR; comb. 2-hitter.
6/26	@S-K	L	3-5	3	6	3	8	5	9	0	8	8-5	T1	--	Y. Veras	E. Baldwin*	I. Cruz	2:56	1,711	Mistakes cost Hops 3-1 6th-inn lead.
6/27	@S-K	L	2-4	2	6	3	4	4	5	0	6	8-6	2	-1.0	J. Ozoria	A. Del Moral	B. Tucker	2:45	1,371	2 straight L after winning 12 of 14 @S-K.
6/28	Eug	W	6-2	6	8	0	6	2	6	1	5	9-6	T1	--	D. Olivero	Y. Perez	J. Cuas	2:51	3,936	Hops wear Sonadores unis for 1st time.
6/29	Eug	W	4-3(10)	4	9	0	9	3	5	1	6	10-6	1	+1.0	J. Cuas*	R. McCauley	N. Stone	3:11e	3,752	37th walkoff in Hops hist. on Barrosa 1B.
6/30	Eug	W	6-4	6	9	2	7	4	5	0	5	11-6	1	+1.0	M. Gelabert	N. Stone	E. Baldwin	2:34	3,560	Yerzy 2-r HR in 5-run 2nd; Hops sweep.
7/01	@Van	W	6-3	6	11	5	15	3	7	3	5	12-6	1	+1.0	J. Polancic*	A. McGuire	B. Menendez	3:24	6,413	5e, 15 LOB! Wasinger 2-r 1B in 4-r 9th
7/02	@Van	W	6-5	6	10	0	6	5	6	2	8	13-6	1	+1.0	W. Cruz	A. Kloffenstein	J. Cuas	2:37	5,322	Hops led 6-0, Van 1 in 7th, 4 in 8th
7/03	@Van	W	6-0	6	6	1	9	0	5	2	7	14-6	1	+1.0	D. Olivero	L. Quinones		2:51	6,045	K. Robinson 3B shy of cyc; Olivero 6 ip
7/04	Spo	L	2-3	2	4	1	6	3	6	0	6	14-7	T1	--	T. McDowell	L. Frias	N. Starr	2:58	5,239	Comeback falls short after down 3-0.
7/05	Spo	L	0-9	0	2	1	3	9	8	0	4	14-8	2	-1.0	R. Vanasco	M. Gelabert		2:27	4,515	Hops fewest hits since 7/19/18 @Van
7/06	Spo	L	3-7	3	6	0	5	7	12	3	6	14-9	2	-1.0	T. Ortega	M. Tineo		2:49	3,039	Hops swept at home 1st time since '15.
7/07	Boi	W	11-0	11	14	0	10	0	4	1	6	15-9	2	-1.0	W. Cruz	Z. Baayoun		3:05	3,106	Tristin English 1st pro HR; 5 ShO in 24g.
7/08	Boi	L	0-3	0	4	0	6	3	6	0	4	15-10	2	-2.0	F. Parra	D. Olivero	R. Todd	2:22	2,571	Frederis Parra up to 28 str. ShO inn.
7/09	Boi	W	8-2	8	11	1	8	2	5	1	11	16-10	2	-2.0	J. Stevens*	E. Filpo		2:58	2,565	K. Robinson 4th HR in 7g.
7/11	@Boi	W	3-1	3	5	0	5	1	5	1	4	17-10	2	-1.0	M. Gelabert*	W. Ethridge	B. Menendez	2:29	3,033	Ricky Martinez leaping catch ends game.
7/12	@Boi	W	12-3	12	16	0	9	3	12	0	9	18-10	2	-1.0	M. Tineo	B. Eusebio		2:47	3,497	11-0 aft. 2 inn; Robinson, Mariaga 4 rbi.
7/13	@Boi	L	3-6	3	8	1	3	6	10	0	7	18-11	2	-1.0	J. Ocampo	W. Cruz*	J. Wallace	2:38	3,681	Ryne Nelson scoreless inn in pro debut.
7/14	S-K	W	7-3	7	12	0	5	3	7	1	4	19-11	T1	--	D. Olivero	A. DuBord		2:34	3,560	Nick Dalesandro 4 rbi; Hops T1 w/SK
7/15	S-K	W	4-3	4	7	1	2	3	9	1	10	20-11	1	+1.0	E. Baldwin*	K. Castro	B. Menendez	2:40	2,258	S-K blows late chances; Hops grab tiebreaker
7/16	S-K	L	2-8	2	9	1	11	8	8	0	6	20-12	T1	--	J. Lopez	A. Saalfrank		3:06	3,016	Hops & S-K tied w/six games left in half
7/17	@Eug	L	2-5	2	6	1	8	5	7	0	4	20-13	2	-1.0	H. Bigge	J. Garcia*	J. Pomeroy	2:40	5,178	Edmund American 3-r 3B B7 for 4-2 ld
7/18	@Eug	L	1-2	1	4	0	9	2	2	1	7	20-14	2	-2.0	C. Kachmar	T. McKenna*	R. McCauley	2:45	4,262	Luis Vazquez RBI 2B B7; Eug just 2h
7/19	@Eug	W	5-4	5	9	0	9	4	7	0	2	21-14	2	-2.0	E. Baldwin*	J. Burgmann	B. Menendez	2:48	4,321	Jorge Barrosa ldoft HR T1, never trail
7/20	Eug	W	2-1	2	7	0	4	1	6	1	6	22-14	2	-2.0	L. Frias	C. Clarke	E. Herrera	2:07	4,218	Kristian Robinson 2-r HR in 1st holds up
7/21	Eug	W	5-2	5	4	0	3	2	8	0	12	23-14	2	-2.0	J. Polancic*	Z. Mort	B. Menendez	3:08	4,252	Leyton 2B, Robinson HR key late rallies
7/22	Eug	W	4-0	4	9	0	9	0	3	1	4	24-14	2	-2.0	M. Tineo*	E. Nunez		2:26	2,247	Tineo 5 no-hit inn; 6th ShO of 1st half
7/23	S-K	W	5-4	5	10	0	6	4	6	1	4	1-0	T1	--	N. Snyder*	J. Ozoria	E. Herrera	2:35	3,557	Kristian Robinson 2-r HR, 4 rbi
7/24	S-K	W	4-1	4	9	0	13	1	6	1	9	2-0	1	+1.0	D. Olivero*	C. Nurse	B. Menendez	3:05	2,616	Kristian Robinson solo HR, 3 rbi.
7/25	S-K	L	0-2	0	6	0	8	2	10	1	10	2-1	T1	--	T. Perry	L. Frias	I. Cruz	2:48	2,509	S-K scores single runs in 4th & 6th.
7/26	@Boi	W	7-5	7	14	1	9	5	13	4	12	3-1	1	+1.0	M. Gelabert*	Z. Baayoun	B. Menendez	3:25	4,004	All 14 Hops hit singles
7/27	@Boi	L	7-8	7	9	2	7	8	10	2	6	3-2	T1	--	J. Condreay	J. Garcia*	J. Wallace	3:13	3,393	Trevor Boone 8th-inn 2-r HR stuns Hops
7/28	@Boi	L	3-5	3	6	1	4	5	8	2	6	3-3	T1	--	R. Todd	W. Cruz*		2:34	2,483	Boi 1 in 7th, 2 in 8th. BTB comeback W
7/29	Evt	W	3-0	3	7	0	7	0	3	2	5	4-3	T1	--	D. Olivero*	M. Martin		2:23	2,268	Tyler Holton & Deyni Olivero 3-h ShO
7/30	Evt	W	4-3	4	7	1	5	3	6	0	7	5-3	T1	--	L. Frias	D. Casetta-Stubbs	E. Herrera	2:36	2,960	Joe Gillette big 2-r HR in 2nd gm back
7/31	Evt	W	5-1	5	7	0	5	1	4	2	5	6-3	T1	--	E. Baldwin*	J. Benitez		2:38	4,256	English 2nd pro HR, 'pen 8.2 ShO inn
8/01	Evt	W	5-3	5	11	0	7	3	4	0	2	7-3	1	+1.0	M. Tineo*	B. Williamson	J. Garcia	2:30	3,467	Hops 3 in B7 to erase 3-2 deficit
8/02	S-K	W	7-2	7	8	0	5	2	4	0	9	8-3	1	+2.0	W. Cruz*	J. Ozoria		2:57	4,020	English 2-r 2B in 5-r 1st; 2g up 1st time in '19
8/03	S-K	W	7-6	7	4	0	5	6	11	2	7	9-3	1	+2.0	J. Stevens*	C. Nurse	E. Herrera	3:15	3,565	Yerzy 2-r HR, Garza 3-r HR in 1st 2 inn.
8/04	S-K	W	7-2	7	7	2	8	2	7	3	7	10-3	1	+2.0	D. Olivero*	T. Perry		2:48	3,305	Yerzy 3x4; Hops W7S, longest in 2019.
8/08	@S-K	L	2-3	2	8	1	11	3	5	3	8	10-4	1	+1.0	J. Herrera	A. Saalfrank*	B. Tucker	3:11	2,002	Late comeback nixed, Logan Wyatt HR
8/09	@S-K	L	7-8	7	8	0	10	8	11	1	6	10-5	1	+1.0	D. Bolivar	B. Menendez*		3:23	2,450	Sean Roby walkoff RBI single B9
8/10	@S-K	L	9-12	9	13	1	8	12	10	1	2	10-6	1	+1.0	J. Scott	C. Grammes	C. Helvey	3:15	2,210	1:24 delay, 8r 3rd from S-K drowns Hops
8/11	@Evt	W	10-1	10	10	0	5	1	3	3	7	11-6	1	+1.0	T. Holton	J. Then		2:37	3,555	Gillette 4rbi, Carroll 2x5, Holton 5 ip, 1h.
8/12	@Evt	L	6-8	6	7	1	7	8	10	3	14	11-7	1	+1.0	T. Kuhn	E. Herrera*		3:09	2,399	Hops tie in 78, Everett 3 in B8
8/13	@Evt	L	4-6	4	5	1	6	6	11	1	10	11-8	1	+1.0	F. Villareal	E. Baldwin*		2:59	4,118	Trent Tingelstad walkoff 2-run HR
8/14	Boi	L	1-2	1	5	0	5	2	12	0	11	11-9	T1	--	J. Condreay	B. Menendez*	C. Hathcock	2:54	3,514	Nelson shines, Boi single runs in 7th/8th
8/15	Boi	W	6-0	6	12	0	10	0	5	2	6	12-9	T1	--	M. Tineo*	M. Kaczor		2:50	3,003	Hops 8th ShO; Ricky Martinez 3x3, 2bb.
8/16	Boi	W	2-1	2	7	1	4	1	2	0	2	13-9	T1	--	T. Holton	W. Ethridge	E. Herrera	2:09	4,511	Holton's last 2g: 10ip,3hr,1r,0er,0bb,17k.
8/17	T-C	L	0-2	0	6	0	11	2	7	1	6	13-10	T1	--	N. Thwaitis	D. Olivero	D. DiSabatino	2:52	3,501	Hops 11 LOB (2 LOB ea. of final 5 inn).
8/18	T-C	W	9-1	9	10	0	7	1	7	3	7	14-10	T1	--	E. Baldwin*	I. Feliz		2:56	4,331	Dom Canzone 3-r HR & RBI double
8/19	T-C	W	6-4	6	8	2	9	4	5	1	9	15-10	1	+1.0	W. Cruz*	J. Reynolds	E. Herrera	3:14	3,507	Yerzy 2-r 1B & Hernandez 2-r 3B in 1st
8/20	@Eug	W	5-0	5	6	0	5	0	3	0	5	16-10	1	+2.0	M. Tineo*					

2019 Statistics

* = Left-handed hitter or pitcher # = Switch-hitter

BATTING	Age	G	PA	AB	R	H	2B	3B	HR	RBI	SB	CS	BB	SO	BA	OBP	SLG	OPS	TB	DP	HB	SH	SF
Jorge Barrosa#	18	57	252	223	25	56	12	2	1	26	8	4	21	32	.251	.335	.336	.671	75	2	7	1	0
Dominic Canzone*	21	21	92	88	15	23	6	1	3	12	2	0	3	16	.261	.293	.455	.748	40	2	1	0	0
Corbin Carroll*	18	11	49	43	13	14	3	4	0	6	2	0	5	12	.326	.408	.581	.990	25	0	1	0	0
Nick Dalesandro	22	22	83	67	4	13	1	0	0	8	2	0	14	15	.194	.337	.209	.546	14	3	1	0	1
Tristin English	22	50	216	193	32	56	12	2	7	30	1	0	13	24	.290	.356	.482	.838	93	5	8	0	2
David Garza	24	32	125	106	23	29	7	0	1	13	7	0	16	21	.274	.384	.368	.752	39	5	3	0	0
Joe Gillette	23	27	106	92	11	19	4	0	2	13	5	0	13	39	.207	.302	.315	.617	29	1	0	0	1
Nick Grande	21	31	118	102	12	15	0	1	0	9	7	1	13	23	.147	.254	.167	.421	17	0	2	0	1
Lucas Herbert	22	5	23	21	3	7	3	1	0	5	0	0	1	4	.333	.391	.571	.963	12	1	1	0	0
Eddie Hernandez#	20	25	106	95	12	23	3	3	2	10	3	1	10	28	.242	.321	.400	.721	38	0	1	0	0
Ryan January*	22	29	120	95	14	24	7	0	3	21	1	0	21	27	.253	.392	.421	.813	40	1	2	0	2
Kevin Lachance	24	12	47	34	4	5	2	0	0	6	1	2	10	7	.147	.340	.206	.546	7	1	1	0	2
Steven Leyton	20	41	183	159	30	42	7	2	4	16	3	1	17	25	.264	.355	.409	.764	65	5	6	0	1
Lyle Lin	22	31	124	112	8	23	2	0	0	8	0	0	8	15	.205	.274	.223	.497	25	3	3	0	1
Jesus Marriaga	20	66	286	234	51	57	14	4	1	27	17	6	45	85	.244	.374	.350	.725	82	3	5	0	2
Ricky Martinez	21	62	276	240	34	68	10	0	0	16	15	8	26	45	.283	.362	.325	.687	78	5	6	0	4
Liover Peguero	18	22	93	84	13	22	4	2	0	11	3	1	8	17	.262	.333	.357	.690	30	2	1	0	0
Joe Robbins	25	3	13	9	1	2	1	0	0	1	0	0	2	5	.222	.385	.333	.718	3	0	1	0	1
Kristian Robinson	18	44	189	163	29	52	10	1	9	35	14	3	23	47	.319	.407	.558	.966	91	4	2	0	1
Daniel Wasinger#	23	34	130	119	9	24	9	0	0	18	4	0	5	39	.202	.254	.277	.531	33	2	4	0	2
Andy Yerzy*	20	63	272	232	30	51	11	0	6	34	1	1	37	61	.220	.331	.345	.676	80	6	2	0	1
TOTALS	20.7	76	2903	2511	373	625	128	23	39	325	96	28	311	587	.249	.343	.365	.707	916	51	58	1	22
OPPONENTS	76	2778	2425	245	498	106	16	31	211	43	26	294	742	.205	.298	.301	.598	729	46	32	8	15	

PITCHING	Age	W	L	W-L%	ERA	G	GS	GF	CG	SHO	SV	IP	H	R	ER	HR	BB	IBB	SO	HBP	BK	WP	WHIP
Jose Almonte	23	0	0	.000	4.70	4	0	2	0	0	0	7.2	3	5	4	0	5	0	8	1	0	0	1.04
Mailon Arroyo	21	0	0	.000	3.38	11	0	3	0	0	0	13.1	7	5	5	2	6	0	18	0	0	0	0.98
Erin Baldwin	23	4	2	.667	5.52	17	1	6	0	0	1	31.0	39	22	19	3	11	0	24	2	1	9	1.61
Wilfrly Cruz	21	5	2	.714	3.86	12	2	0	0	0	0	42.0	30	22	18	5	23	0	45	0	1	5	1.26
Jose Cuas	25	2	0	1.000	0.00	7	0	5	0	0	3	9.1	1	0	0	0	2	0	6	1	0	0	0.32
Adrian Del Moral	20	1	1	.500	1.93	3	3	0	0	0	0	14.0	9	4	3	0	5	0	17	1	0	0	1.00
Luis Frias	21	3	3	.500	1.99	10	10	0	0	0	0	49.2	36	13	11	0	17	0	72	0	1	4	1.07
Liu Fuenmayor*	20	1	0	1.000	1.23	5	0	3	0	0	0	7.1	1	1	1	0	2	0	7	0	0	0	0.41
Justin Garcia	23	1	2	.333	2.52	25	0	5	0	0	1	35.2	23	10	10	4	8	0	42	1	0	4	0.87
Michel Gelabert*	22	4	1	.800	4.97	9	4	0	0	0	0	38.0	41	24	21	0	21	0	31	4	2	4	1.63
Conor Grammes	21	0	1	.000	4.11	9	6	0	0	0	0	15.1	11	7	7	0	8	0	20	2	0	2	1.24
Tommy Henry*	21	0	0	.000	6.00	3	3	0	0	0	0	3.0	4	3	2	0	0	0	4	0	0	1	1.33
Eduardo Herrera	19	0	1	.000	5.40	19	0	12	0	0	8	20.0	12	12	12	1	17	0	27	3	0	0	1.45
Yaramil Hiraldo	23	0	0	.000	0.95	16	0	3	0	0	0	19.0	6	4	2	0	11	0	21	0	1	2	0.90
Tyler Holton*	23	3	0	1.000	2.23	9	8	0	0	0	0	32.1	22	9	8	2	4	0	51	0	0	3	0.80
Drey Jameson	21	0	0	.000	6.17	8	8	0	0	0	0	11.2	14	8	8	1	9	0	12	1	1	1	1.97
Ethan Larrison	23	0	0	.000	0.87	8	0	2	0	0	0	10.1	8	1	1	0	4	0	10	0	0	0	1.16
Sam Lewis	27	0	0	.000	1.69	4	0	1	0	0	0	5.1	6	1	1	1	1	0	10	0	0	0	1.31
Brennan Malone	18	0	0	.000	0.00	1	0	0	0	0	0	1.0	0	0	0	0	0	0	1	0	0	0	0.00
Trevor McKenna*	23	1	2	.333	3.86	13	0	4	0	0	0	11.2	8	6	5	0	12	0	10	2	0	4	1.71
Bryan Menendez	23	0	3	.000	2.84	19	0	15	0	0	8	19.0	18	7	6	1	9	1	29	0	0	3	1.42
Jared Miller*	25	0	0	.000	0.00	3	0	0	0	0	0	3.0	1	0	0	0	5	0	5	0	0	1	2.00
Ryne Nelson	21	0	1	.000	2.89	10	7	0	0	0	0	18.2	15	6	6	1	10	0	26	1	0	2	1.34
Deyni Olivero	21	8	3	.727	2.09	15	8	1	0	0	0	64.2	50	18	15	3	20	1	42	5	2	2	1.08
Jake Polancic	21	2	0	1.000	0.92	20	0	5	0	0	0	19.2	10	2	2	0	15	0	16	2	0	3	1.27
Cody Reed*	23	2	0	1.000	0.00	4	0	0	0	0	0	9.1	5	1	0	0	4	0	10	0	0	0	0.96
Andrew Saalfank*	21	0	2	.000	3.86	7	5	0	0	0	0	11.2	6	5	5	3	3	0	21	0	0	2	0.77
Yan Sanchez	22	0	0	.000	4.76	6	0	2	0	0	0	5.2	4	3	3	0	5	0	5	2	0	0	1.59
Avery Short*	18	0	0	.000	0.00	1	0	1	0	0	0	1.0	0	0	0	0	2	0	2	0	0	0	2.00
Nick Snyder*	21	2	0	1.000	0.00	9	0	2	0	0	1	16.0	2	0	0	0	9	0	27	0	0	2	0.69
Franklyn Soriano*	23	0	0	.000	3.50	8	0	0	0	0	0	18.0	12	7	7	0	11	0	19	2	1	2	1.28
Jacob Stevens	23	3	0	1.000	2.94	19	0	3	0	0	0	33.2	26	12	11	3	14	0	32	1	0	5	1.19
Marcos Tineo	22	6	4	.600	2.57	15	8	1	0	0	0	66.2	62	25	19	1	19	0	66	1	1	10	1.22
Blake Walston*	18	0	0	.000	3.00	3	3	0	0	0	0	6.0	6	2	2	0	2	0	6	0	0	2	1.33
TOTALS	21.8	48	28	.632	2.87	76	76	76	0	11	22	670.2	498	245	214	31	294	2	742	32	11	73	1.18
OPPONENTS	28	48	.368	4.41	76	76	76	0	5	19	660.2	625	373	324	39	311	2	587	58	7	75	1.42	

FIELDING

FIRST BASE	G	PO	A	E	DP	Fld%	THIRD BASE	G	PO	A	E	DP	Fld%	PITCHER	G	PO	A	E	DP	Fld%
Andy Yerzy	56	426	30	5	45	.989	Ricky Martinez	22	17	44	0	6	1.000	Justin Garcia	25	3	3	1	0	.857
Joe Gillette	9	86	5	2	3	.978	Tristin English	21	6	34	3	4	.930	Jake Polancic	20	1	1	0	0	1.000
Tristin English	7	46	0	0	3	1.000	David Garza	17	11	35	9	3	.836	E. Herrera	19	1	3	1	0	.800
David Garza	3	22	3	0	2	1.000	E. Hernandez	8	7	25	1	1	.970	B. Menendez	19	1	0	0	0	1.000
E. Hernandez	1	10	1	0	1	1.000	Joe Gillette	5	5	6	2	1	.846	Jacob Stevens	19	2	5	0	1	1.000
SECOND BASE	G	PO	A	E	DP	Fld%	Joe Robbins	3	1	4	0	0	1.000	Erin Baldwin	17	3	7	0	0	1.000
Nick Grande	28	49	61	2	20	.982	OUTFIELD	G	PO	A	E	DP	Fld%	Yaramil Hiraldo	16	3	0	0	0	1.000
Ricky Martinez	20	35	48	1	12	.988	Jesus Marriaga	64	93	3	4	0	.960	Deyni Olivero	15	2	5	0	0	1.000
E. Hernandez	12	14																		

2021

Up we go: The Hops—and the entire league, newly renamed the “High-A West League”—are elevated two levels on the minor-league baseball ladder to High A, and the circuit is now a long-season league. Yet, it’s not as long as it’s going to be: 120 games were scheduled in the Covid-shortened 2021 season, and 112 ended up being played; moving forward, the season will be 132 games long.

Up they go: The Hops had a number of strong pitching prospects spend time here, working with pitching coach **Shane Loux**, before being elevated to Double-A. This included **Luis Frias** (see below), **Ryne Nelson**, **Bryce Jarvis**, **Drey Jameson**, **Matt Tabor** and **Brandon Pfaadt**.

From the Tonk to the Show: Through 2021, the Hops have had 28 players advance from Hillsboro to the major leagues. (That figure doesn’t include MLB injury-rehab assignments to Hillsboro, only prospects who played for the Hops on their way up.) But in 2021, RHP **Luis Frias** became the first Hop to advance from Hillsboro to the major leagues *in the same season*. He began the year with two starts for the Hops in May before being promoted to Double-A Amarillo. In mid-August, he was elevated to Triple-A Reno, and made his MLB debut on September 19th. In his three big-league appearances, he worked 3.1 innings, allowing just two hits (though he walked five), one run, and struck out three.

Streak stopped: The Hops’ league record of consecutive playoff appearances was snapped at six years.

On the run: Hillsboro—taking advantage of an experimental rule across the High-A level requiring the pitcher to step off the rubber before making a pickoff throw—ran wild on the opposition. Before the rule was dropped at midseason, **Vince Harrison**’s squad was leading all of professional baseball in steals, and tied a league record with 11 in one game. On two different occasions, they had six stolen bases in a single *inning*.

Headin’ home: On May 24th at home against Vancouver, Hops infielder **Ricky Martinez** stole home—the first *straight steal* of home in franchise history. Sadly, Martinez—who was just beginning to heat up at the plate— injured his thumb diving back into first base on a pickoff throw in Eugene, and missed the remainder of the season. In November, Martinez was placed on the voluntarily retired list.



Luis Frias became the first Hops player to advance from Hillsboro to the major leagues during the same season.

“The Mayor” moves up: C/1B **Andy Yerzy**—who also played for the Hops in 2018 and 2019—cemented his spot atop the Hops’ career offensive leaderboards, prior to his first promotion to Double-A on August 24th. He has huge leads in career games played, at-bats, plate appearances, runs scored, hits, home runs, total bases and walks.

Hard-Pfaadt win*: On July 14th at home against Vancouver, RHP **Brandon Pfaadt** (pronounced “fawt”) tossed the second nine-inning complete-game shutout in Hops franchise history, in a 2-0 win. (The other was Kyle Schepel’s no-hitter in 2013.) Pfaadt threw just 91 pitches (61 strikes), allowing four hits with one walk and five strikeouts.

** Credit to Hops staffer Jonny Kloster for this headline.*

Magic at The Tonk in short supply: From 2013-19, the Hops had 39 walkoff wins at Ron Tonkin Field—an average of 5½ per season in a league with 38 home dates, far and away the most in the league during those seven years. In 2021, Hillsboro had just one walkoff win in a season with 60 home games. (On August 10th, a Tristin English sacrifice fly gave the Hops a 3-2 win over Eugene.)

Breaking through: The Hops’ video coordinator, **Ronnie Gajownik**, was a former college softball star and USA Women’s Baseball Pan-Am Games gold medalist. Gajownik didn’t just provide the video cuts for the other coaches to break down with players, she showed an ability to break down players’ swings. She worked with hitting instructor **K.C. Judge** to help **Cam Coursey** and others make gains. Recognizing her natural gifts and work ethic, the Diamondbacks later hired her as their first-ever female minor-league coach. She’ll be working in the Arizona Complex League in 2022. We may see her in Hillsboro again—this time as a coach—in years to come.

2021 Game-By-Game Results and Notes (page 1 of 2)

DATE	OPP	W/L	SCORE	HOPS			OPPONENT			GB/		WINNER	LOSER	SAVE	TIME	ATT	NOTES			
				R	H	E	L	R	H	E	L							REC	POS	GA
5/04	Evt	W	4-1	4	6	1	4	1	4	0	6	1-0	T1	---	L. Frias	M. Brash	N. Snyder	2:43	825	Hops win despite striking out 16x.
5/05	Evt	L	2-3 (11)	2	5	0	8	3	5	2	9	1-1	T3	-1.0	B. McGuigan	J. Jones*		3:26e	825	Hops waste chances in B9, B10, B11.
5/06	Evt	L	1-12	1	2	2	6	12	16	1	9	1-2	T4	-2.0	B. Martinez	D. Hull*		3:23	825	Evt 8r in 6th, 3 in 8th, 1 in 9th.
5/07	Evt	W	7-2	7	12	0	8	2	8	1	7	2-2	T3	-2.0	H. Haworth*	G. Kirby	B. Workman	3:31	825	Dalesandro/Perez tm-rec 4SB; Hops tie lg rec w/11sb
5/08	Evt	L	0-3	0	4	0	6	3	4	2	4	2-3	T4	-2.0	D. Ellingson	M. Tabor	J. Bayless	2:55	825	Hops batters set franch. record w/18 Ks
5/09	Evt	L	7-8 (10)	7	9	1	7	8	8	2	5	2-4	5	-3.0	E. Johnson	K. Stout*	K. Hill	3:49e	825	Evt comes back on Connor Hoover 3-r HR T9
5/10	Eug-1**	W	6-2 (7)	6	10	0	6	2	8	2	7	3-4	5	-2.0	H. Haworth*	K. Teng		2:19s	---	Hops K just 2x, win 1st dhdr gm at Tonk.
5/10	Eug-2**	W	2-0 (7)	2	4	0	4	0	3	1	4	4-4	T3	-1.0	L. Frias	N. Avila	N. Snyder	1:53s	---	825Frias 6ip,2h,1bb,9k; 1st-ever dhdr sweep.
5/13	@Eug	L	2-8	2	4	3	5	8	7	0	8	4-5	4	-3.0	S. Bates	J. Jones*		2:56	600	Eug 6r B8 w/Will Wilson slam; Hops K 17x.
5/14	@Eug	L	1-3	1	8	0	7	3	7	1	3	4-6	4	-4.0	N. Morreale	B. Jarvis	J. Marte	2:25	676	Sean Roby 2-r HR spoils good Jarvis start.
5/15	@Eug	W	11-5	11	13	1	2	5	6	1	5	5-6	4	-4.0	M. Tabor*	C. Nurse		2:59	676	Hops 3 hr; Ceccconi debut; Hops 9-r T5.
5/16	@Eug	L	2-5	2	6	2	5	5	7	0	3	5-7	4	-5.0	C. Kilian	D. Jameson	J. Russell	2:38	676	Eug 3 in 1st, Hops 2 in 6th, Eug 2 in 8th.
5/18	Van	L	4-13	4	9	0	13	13	18	0	11	5-8	4	-5.0	M. Reyes	C. Grammes		3:28	825	T7th-most runs, T5-most H ever allowed.
5/19	Van	L	1-6	1	4	1	7	6	7	0	5	5-9	4	-5.0	T. Miller	R. Nelson		2:52	825	Tanner Kirwer leads off gm w/HR
5/20	Van	L	1-2	1	5	1	3	2	2	0	8	5-10	T4	-6.0	B. Eisert	N. Snyder*	P. Caracci	2:52	825	Vanc 2h, 11bb; lose 4 str 1st x since '17.
5/21	Van	W	4-3	4	5	1	5	3	5	0	6	6-10	4	-5.0	K. Hernandez*	C. Johnson	J. Jones	2:48	1088	Ricky Martinez: Hops' 1st-ever str. steal of home
5/22	Van	W	8-3	8	8	1	6	3	8	1	7	7-10	4	-4.0	M. Tabor	A. Kloffenstein		2:52	1354	Tabor 6 ip, 1 r; Yerzy HR 2nd str gm
5/23	Van	L	4-5	4	5	2	5	5	7	0	5	7-11	4	-5.0	P. Schultz	D. Jameson	P. Carraci	2:53	1163	Hops 3-run rally in B9th falls short
5/25	@T-C	W	5-3	5	7	0	6	3	7	1	9	8-11	4	-5.0	N. Snyder*	Z. Linginfelter	J. Jones	3:26	785	'19 NWLCS hero Yerzy HR in 1st AB vt-C.
5/26	@T-C	W	5-2	5	6	0	12	2	4	4	3	9-11	4	-5.0	R. Nelson	R. Pina	B. Workman	3:10	879	Nelson earns 1st reg. seas. win as pro.
5/27	@T-C	L	6-7	6	5	2	5	7	7	3	4	9-12	4	-5.0	C. Sykes	H. Haworth*		2:39	805	Hops hit 3 HR; wind-blown Herrera HR wins it.
5/28	@T-C	W	3-2	3	9	0	6	2	7	1	10	10-12	4	-4.0	W. Rodriguez*	D. Daniel	J. Jones	3:37	1050	Yerzy 4th HR; Hops K 17x again.
5/29	@T-C	L	0-2	0	2	2	3	2	7	0	9	10-13	4	-5.0	A. Hernandez	M. Tabor	D. King	2:27	1278	Tabor Tip, never to 3 balls in count.
5/30	@T-C	L	3-6	3	7	1	4	6	8	0	1	10-14	4	-5.0	G. Veliz	D. Jameson	Z. Kristofak	2:31	1158	Brendon Davis 2hr after pitch beh. head.
6/01	@Evt	L	2-16	2	7	2	6	16	20	0	5	10-15	4	-6.0	M. Brash	C. Grammes	T. Elliott	3:02	949	6 opp. HR, 8 combined HR most ever
6/02	@Evt	W	6-2	6	15	0	12	2	6	2	8	11-15	4	-6.0	R. Nelson	T. Driver		3:15	959	6 different Hops steal bases (6x7)
6/03	@Evt	W	7-2	7	7	0	5	2	5	2	3	12-15	4	-5.0	B. Jarvis	M. Limoncelli	N. Snyder	2:59	1052	Bryce Jarvis Tip, 4r, 2r, 0bb, 11k, 89p
6/04	@Evt	L	2-13	2	6	1	5	13	17	0	7	12-16	4	-6.0	I. Campbell	S. Ceccconi		3:13	1150	All 9 Evt H have H & R; 8 have RBI
6/05	@Evt		Rained out																	
6/06	@Evt-1	W	5-3 (7)	5	10	1	4	3	7	1	9	13-16	4	-5.5	B. Workman*	B. Williamson	J. Jones	3:01s	---	Hops plate 3 in T6 for 5-3 win in 7 inn
6/06	@Evt-2		Rained out																	
6/08	T-C	W	7-4	7	8	2	7	4	6	1	8	14-16	4	-4.5	K. Hernandez*	C. Molina	N. Snyder	3:15	1237	Kennedy: Hops 5th-ever slam; 6bi ties franch rec.
6/09	T-C	W	10-2	10	12	1	5	2	6	3	8	15-16	4	-4.0	R. Nelson	B. Killam		3:17	1335	Nelson wins 3rd str; Dalesandro 1st-ever Hops IPHR.
6/10	T-C	L	0-6	0	2	0	4	6	8	0	7	15-17	4	-5.0	D. Daniel	B. Jarvis		2:41	1013	3rd x this yr franchise-low 2 hits.
6/11	T-C	L	2-4	2	5	1	4	4	9	0	7	15-18	4	-5.0	R. Smith	S. Ceccconi		2:48	1789	Slade Ceccconi 6ip, 2h, 1r, 1bb, 4k
6/12	T-C		Suspended by rain in top 5th w/T-C leading 2-1																	
6/13	T-C-1	W	5-3 (8)	5	6	0	6	3	9	3	10	16-18	4	-5.0	B. Workman*	C. Molina	N. Snyder	3:08	2052	Suspended gm fm yest. called after 8 (rain)
6/13	T-C-2		Rained out																	
6/15	@Eug	L	1-5	1	8	2	6	5	7	0	4	16-19	4	-6.0	C. Nurse	K. Hernandez		2:45	669	Ricky Martinez hits 2nd pro HR, both in last wk.
6/16	@Eug	L	4-7	4	5	1	2	7	5	0	7	16-20	4	-6.0	R. Walker	J. Frias*	T. Schimpf	2:59	858	Ems 4 in B8 incl 3r HR by Franklin Labour.
6/17	@Eug	L	9-10	9	11	1	8	10	9	3	3	16-21	4	-6.5	N. Avila	N. Snyder*	C. Wright	3:45	694	Eug 9r B6; 3:45 2nd-longest 9-inn gm ever.
6/18	@Eug	L	7-10	7	6	3	7	10	8	0	9	16-22	T4	-7.5	T. Rashi	K. Stout*	T. Schimpf	3:22	694	Diego Rincones 7rbi incl. slam; Eug draws 11bb
6/19	@Eug	L	5-10	5	9	1	8	10	11	3	3	16-23	5	-8.5	A. Phillips	D. Jameson		3:00	861	Lose 5 in a row for 1st time since 7/12-7/17/13
6/20	@Eug	L	5-7	5	8	0	7	7	6	0	5	16-24	5	-9.5	J. Timmins	N. Snyder*	C. Wright	3:07	1250	Yerzy longest HR ever at PK? Match longest L streak
6/22	Spo	L	3-6	3	5	0	2	6	9	0	3	16-25	5	-10.5	M. Kilkeny	J. Vernia*	P. Poulin	2:36	1750	Another big inn. leads to longest L streak ever.
6/23	Spo	W	5-2	5	6	1	4	2	7	1	6	17-25	5	-10.5	R. Nelson	W. Ethridge	J. Jones	2:37	1636	Ryne Nelson 5ip, 2h, 1r, 1bb, 9k in final start.
6/24	Spo (TV)	W	6-4	6	8	1	4	4	9	2	9	18-25	5	-9.5	B. Pfaadt	N. Bush	J. Jones	2:58	1742	Pfaadt 6ip, 3er in H-A debut; J. Jones 6th sv leads lg.
6/25	Spo	W	2-0	2	5	0	6	0	6	0	6	19-25	T4	-8.5	S. Ceccconi	H. Olivarez	J. Frias	2:43	2126	Ceccconi 6ip, 1st pro win; Coursey 2-r 1B B2.
6/26	Spo	L	3-8	3	7	0	7	9	17	2	12	19-26	5	-9.5	C. McMahon	J. Vernia		3:28	1849	Isaac Collins 4x6; Hops 6x7 2br in loss.
6/27	Spo	L	5-7	5	11	2	11	7	7	0	7	19-27	5	-10.5	M. Kilkeny	K. Hernandez	P. Poulin	3:30	1546	108° end of gm; Spo 4hr, 3 opp field to RF.
6/29	Eug	L	2-8	2	6	1	2	8	12	0	6	19-28	5	-11.5	N. Avila	W. Rodriguez*		3:10	1285	Hops had won 11 str reg seas hm vEug.
6/30	Eug	L	3-6	3	4	1	6	6	6	2	5	19-29	5	-12.5	S. Corry	B. Walston		3:05	1175	Armani Smith 2HR; Will Wilson also HR.
7/01	Eug	L	1-3	1	8	0	11	3	6	1	4	19-30	5	-13.5	A. Phillips	B. Pfaadt	C. Wright	2:41	1810	Hops waste chances in 10th str loss to Ems.
7/02	Eug	W	4-2	4	6	1	4	2	9	0	11	20-30	5	-12.5	T. Jones*	C. Nurse	M. Arroyo	2:56	2247	Alexander & Barrosa big RBI doubles
7/03	Eug	W	8-5	8	9	3	5	5	10	0	7	21-30	5	-12.0	J. Vernia*	K. Teng	Y. Hiraldo	3:11	3133	Widener MLB rehab start; E. Diaz 3-r HR
7/04	Eug	W	6-1	6	9	0	5	1	5	4	6	22-30	5	-12.0	K. Hernandez	T. Rashi		2:48	5211	K. Hern. car-hi 9K; Canzone, Brickhouse, English HR.
7/06	@T-C	L	2-3	2	4	3	3	3	5	0	7	22-31	5	-12.0	R. Smith	L. Lewis*	K. Ingram	2:28	1118	3 errors lead to 2 unearned runs.
7/07	@T-C	W	9-7	9	7	0	6	7	9	1	7	23-31	5	-12.0	M. Arroyo*	L. Ramirez	Y. Hiraldo	3:37	1091	Hops down 7-6 w/2 to T9, Alexander 3-r HR.
7/08	@T-C	L	3-8	3	5	1	6	8	8	1	5	23-32	5	-13.0	Z. Linginfelter	B. Pfaadt		3:02	1050	Brendon Davis' lg-ldg 12th hr, 6th v. Hops.
7/09	@T-C	W	5-2	5	8	0	7	2	8	0	7	24-32	5	-13.0	S. Ceccconi	R. Pina	D. Hull	3:08	1600	Ceccconi 5ip, 2r; Coursey hit streak ends at 10.
7/10	@T-C	L	6-8	6	11	2	6	8	14	3	8	24-33	5	-14.0	C. Molina	K. Hernandez	L. Ramirez	3:10	1173	Hops run into triple play; later, benches clear.
7/11	@T-C	L	3-4	3	5	2	2	4	8	0	7	24-34	5	-15.0	K. Ingram	N. Snyder*		2:38	1013	Torres 2-r 1b in B8; Hops HR in record 8th-str gm.
7/13	Van	L	2-3	2	7	0	9	3	11	0	12	24-35	5	-15.0	B. Eisert	D. Hull*	J. Maese	3:36	1905	Hops waste chances, issue key BB to .127 hitter in 8th.
7/14	Van	W	2-0	2	7	0	7	0	4	1	3	25-35	5	-14.0	B. Pfaadt	P. Schultz		2:12	1776	Brandon Pfaadt: 1st Hops CG ShO since 8/31/13.
7/15	Van (TV)	W	7-4	7	6	1	3	4	10	2	5	26-35	5	-14.0	S. Ceccconi	B. Rapp	Y. Hiraldo	2:		

2021 Game-By-Game Results and Notes (page 2 of 2)

DATE	OPP	W/L	SCORE	HOPS			OPPONENT				REC	POS	GB/GA	WINNER	LOSER	SAVE	TIME	ATT	NOTES		
				R	H	E	R	H	E	L											
8/03	@Van**	L	2-5	2	5	0	7	5	7	2	3	35-43	5	-16.0	C. Van Eyk	J. Vernia	P. Caracci	2:28	244	Orelvis Martinez 1st High-A HR in 5-r 5th.	
8/04	@Van**	L	2-3	2	4	2	8	3	5	0	4	35-44	5	-16.0	W. McAffer	M. Tineo	C. Johnson	2:36	206	Diaz, 2nd up in T1, 2-r hr; Hops don't score again.	
8/05	@Van**	W	5-1	5	13	0	7	1	3	1	6	36-44	5	-15.0	J. McMinn*	A. Nolan		2:35	331	Bullpen day: 5 pitchers combine on 3-hitter.	
8/06	@Van**	W	5-3	5	11	1	6	3	6	0	5	37-44	4	-14.0	B. Walston	G. Ponce	Y. Hiraldo	2:52	479	Alexander 2-r HR highlights comeback from 3-0 deficit.	
8/07	@Van**	W	2-1	2	8	1	7	1	3	0	5	38-44	4	-14.0	B. Pfaadt	N. Frazee	M. Arroyo	2:27	399	Pfaadt 7ip, 2h, 1r, 1bb, 11k; another 3-hitter.	
8/08	@Van**	W	7-5	7	11	1	8	5	11	1	4	39-44	4	-13.5	J. Vernia	C. Van Eyk		3:01	414	Vernia solid as Hops match longest W streak.	
8/10	Eug	W	3-2	3	7	0	11	2	3	0	5	40-44	4	-13.5	M. Arroyo*	T. Rashi		2:57	1912	English sac fly = 1st walk-off of yr, 40th in hist	
8/11	Eug	W	10-6	10	14	0	7	6	10	1	8	41-44	4	-12.5	M. Tineo	A. Phillips	Y. Hiraldo	3:23	1601	Diaz, Alexander, Coursey (1st) all hit HR	
8/12	Eug	L	6-11 (10)	6	5	0	3	11	14	5	7	41-45	4	-12.5	C. Wright	M. Arroyo*		3:26e	1498	Hops blow 5-2 lead, fall to 0-5 in extras	
8/13	Eug	W	7-0	7	9	0	5	0	4	1	4	42-45	4	-12.5	R. Pfaadt	J. Dahlberg		2:54	2809	Hops 4 in B1; Pfaadt 7ip, 3h, 0bb, 6k	
8/14	Eug	L	6-11	6	5	0	2	11	16	0	10	42-46	4	-12.5	R. Murphy	J. Vernia	Y. Hiraldo	2:55	2388	Rob Emery 5 rbis, 4h; Armani Smith 4h	
8/15	Eug	L	3-4	3	4	1	4	4	8	1	9	42-47	4	-12.5	A. Reich	W. Rodriguez*	C. Wright	3:31	2403	Roby gets Hops again w/8th-inn solo HR	
8/17	@Spo		Postponed - smoke										4	-12.0							
8/18	@Spo	L	1-6	1	5	2	5	6	12	2	5	42-48	4	-12.0	C. McMahon	B. Walston		2:42	2779	Chris McMahon 7ip, 4h, 1r, 1bb, 8k	
8/19	@Spo	L	3-4	3	5	1	4	4	9	0	8	42-49	4	-13.0	S. Jones	N. Snyder*	D. Damell	2:41	3782	Yerzy 2hr (1st Hop since Yerzy exactly 3 yrs ago)	
8/20	@Spo	L	3-11	3	8	3	7	11	15	1	9	42-50	T4	-13.0	W. Ethridge	C. Sullivan		3:13	4423	Spo. 6-run 2nd off Collin Sullivan in Hops debut	
8/21	@Spo	L	7-8 (10)	7	12	4	4	8	13	0	9	42-51	5	-13.5	D. Damell	D. Hull*		3:16e	5771	Coursey: HR T9 puts Hops up; his E B10 loses it	
8/22	@Spo-1	L	6-8 (7)	6	12	3	10	8	9	0	4	42-52	5	-14.0	H. Olivarez	J. Vernia		2:30s	----	Barrosa 4x5, but 4-r B6 wins it for Spo.	
8/22	@Spo-2	L	2-9 (7)	2	6	6	3	9	11	0	11	42-53	5	-14.0	N. Davis	K. Stout		2:16s	3518	Noah Davis CG; Hops tie franch rec w/6e	
8/24	Van	W	8-2	8	9	0	2	2	9	0	9	43-53	5	-13.0	A. Pope*	S. Robberse	L. Fuenmayor	2:36	1999	Blaze Alexander hr, 2b, 4bi; Vukovich 3-r HR.	
8/25	Van (TV)	W	11-4	11	15	2	8	4	7	0	8	44-53	4	-13.0	M. Tineo	P. Schultz		3:04	1563	Ronny Simon 4x5, 2b, hr; 4th time seas-hi 15h.	
8/26	Van	L	6-8	6	11	2	8	8	11	1	10	44-54	5	-13.0	A. Bash	C. Sullivan	G. Ponce	3:09	2116	Hops issue 7bb; B9 rally falls short on DP.	
8/27	Van	L	7-8	7	8	0	7	8	12	1	6	44-55	5	-12.5	W. McAffer	N. Snyder*		3:39	3235	Hops blow 5-0 lead; Zac Cook hr T9 snaps 7-7 tie.	
8/28	Van	W	9-6	9	12	0	4	6	9	0	5	45-55	5	-11.5	J. Vernia	A. Nolan	Y. Hiraldo	2:33	2416	Hops 4hr (RTF high), English 1st Hop w/2hr home.	
8/29	Van	L	4-8	4	12	0	10	8	9	0	5	45-56	5	-12.5	J. Maese	K. Stout		3:00	2198	Vancouver 6-run 2nd fueled by 4 walks.	
8/31	Eug	L	5-6	5	12	1	9	6	7	2	3	45-57	5	-13.0	T. Perry	N. Snyder*	C. Wright	3:09	1691	Jairo Pomares 2hr, Eug 3 in 9th off Snyder.	
9/01	Eug	W	7-2	7	12	1	9	2	6	1	6	46-57	5	-12.5	C. Sullivan	B. Rivera	L. Fuenmayor	2:53	1483	Collin Sullivan bounces back, 5 strong inn, 7k.	
9/02	Eug (TV)	W	6-5	6	8	0	4	5	10	2	6	47-57	5	-11.5	G. Ogando*	J. Herrera	M. Arroyo	2:42	1477	Hops turn tables vEug, come back w/2 in 6th, 2 in 7th.	
9/03	Eug	W	7-4	7	7	2	7	4	4	3	11	48-57	5	-11.5	J. McMinn*	K. Teng	Y. Hiraldo	3:28	2407	Hops issue 11bb (ties franch. rec), only 2 score.	
9/04	Eug		Suspended after 1 inn because of stadium light outage										5	-11.5							
9/05	Eug-1	L	1-2	1	7	0	5	2	9	0	10	48-58	5	-12.0	C. Nurse*	B. Ay	C. Wright	2:53	----	Eug 2 T7 (of 9-inn gm) on Aldrete HR & Auerbach 3B.	
9/05	Eug-2	L	1-6	1	5	1	7	6	8	0	3	48-59	5	-12.5	J. Dahlberg	B. Walston		2:16s	2697	Hops 0-6 this yr w/chance to win series vEug.	
9/07	@T-C		Cancelled - Dust Devils' Covid outbreak										5	-13.0							
9/08	@T-C		Cancelled - Dust Devils' Covid outbreak										5	-13.0							
9/09	@T-C		Cancelled - Dust Devils' Covid outbreak										5	-13.5							
9/10	@T-C		Cancelled - Dust Devils' Covid outbreak										5	-13.5							
9/11	@T-C		Cancelled - Dust Devils' Covid outbreak										5	-13.5							
9/12	@T-C		Cancelled - Dust Devils' Covid outbreak										5	-13.5							
9/14	@Van**	W	7-4	7	8	1	5	4	5	1	4	49-59	5	-13.0	C. Sullivan	A. Kloffenstein	L. Fuenmayor	2:34	394	Sullivan 5ip, 3h, 2r; Ronny Simon long HR.	
9/15	@Van**	W	3-2	3	4	0	5	2	7	2	3	50-59	5	-13.0	J. Vernia	A. Nolan	M. Arroyo	2:36	331	Vernia 6ip, 4h, 1r; Arroyo K in B9 w/2 on to end it.	
9/16	@Van**	W	7-3	7	9	2	7	3	4	1	4	51-59	4	-12.5	J. Santamaria*	R. Hernandez		2:45	439	Elian Miranda 3x3 w/go-ahead 3b in B8.	
9/17	@Van**	W	4-2	4	4	2	4	2	6	2	7	52-59	4	-12.5	K. Lin*	P. Schultz	L. Fuenmayor	2:44	461	Andueza 2-r 1b in 6th (H11S); Fuenmayor big save	
9/18	@Van**		Cancelled - Rain										4	-12.5							
9/19	@Van**	L	2-8	2	9	1	9	8	8	1	5	52-60	4	-13.5	A. Melean	S. Yoshikawa		2:43	438	5-run Vanc 6th snaps 2-2 tie.	

Bold type: Hops pitcher / sellout crowd at home * Hops' pitcher's W or L in relief role e next to time of game indicates extra innings s next to time of game indicates 7-inning game
****** Hops played as visiting team in their home park

2021 Statistics

* = Left-handed hitter or pitcher # = Switch-hitter

BATTING	Age	G	PA	AB	R	H	2B	3B	HR	RBI	SB	CS	BB	SO	BA	OBP	SLG	OPS	TB	DP	HB	SH	SF
Blaze Alexander	22	92	389	339	60	74	16	3	10	38	17	4	44	126	.218	.316	.372	.688	126	7	5	0	1
Axel Andueza	22	79	307	282	37	77	10	1	2	31	10	4	21	44	.273	.326	.337	.663	95	9	2	0	2
Jorge Barrosa#	20	61	272	242	41	62	18	3	4	21	20	7	22	48	.256	.332	.405	.737	98	0	6	1	1
Spencer Brickhouse*	23	64	254	218	27	45	10	1	9	23	8	3	30	102	.206	.307	.385	.692	84	3	3	0	3
D.J. Burt	25	3	11	9	1	0	0	0	0	1	0	2	6	.000	.182	.000	.182	0	0	0	0	0	0
Dominic Canzone*	23	44	193	171	22	45	8	3	7	25	18	3	17	43	.263	.337	.468	.805	80	1	3	0	2
Corbin Carroll*	20	7	29	23	9	10	1	2	2	5	3	1	6	7	.435	.552	.913	1.465	21	0	0	0	0
Cam Coursey*	22	74	280	242	39	62	10	5	2	29	14	6	31	43	.256	.339	.364	.703	88	4	2	0	5
Jose Curpa	21	4	10	8	0	1	0	0	0	1	0	1	2	2	.125	.300	.125	.425	1	0	0	0	0
Nick Dalesandro	24	74	260	222	35	58	10	1	1	28	33	7	34	73	.261	.362	.329	.690	73	1	2	0	2
Eduardo Diaz	23	56	234	216	39	49	7	1	14	36	11	4	14	63	.227	.278	.463	.741	100	6	2	0	2
Tristin English	24	83	348	302	40	73	15	0	10	48	7	4	28	87	.242	.322	.391	.713	118	6	11	0	7
Elijah Greene*	23	12	40	36	2	6	1	0	0	5	0	1	4	18	.167	.250	.194	.444	7	1	0	0	0
Reece Hampton#	24	44	160	135	24	26	6	4	4	17	16	1	21	55	.193	.304	.385	.689	52	0	1	2	1
Alexander Hernandez	22	10	38	37	2	5	2	0	1	6	1	0	1	15	.135	.158	.270	.428	10	1	0	0	0
Tra Holmes	24	29	104	94	15	23	2	1	1	9	10	3	9	49	.245	.317	.319	.636	30	1	1	0	0
Carson Kelly	26	3	13	10	2	2	2	0	0	1	0	2	3	2	.200	.308	.400	.708	4	1	0	0	1
Buddy Kennedy	22	30	127	111	15	35	5	0	5	20	9	2	11	25	.315	.386	.496	.881	55	3	3	0	2
Ricky Martinez	23	31	105	95	10	14	2	1	2	12	10	1	4	46	.147	.219	.253	.472	24	1	5	0	1
Elian Miranda	22	15	50	40	5	7	0	1	0	5	1	4	10	10	.175	.340	.225	.565	9	0	0	0	0
Danny Oriente	23	10	39	34																			

PITCHING	Age	W	L	W-L%	ERA	G	GS	GF	CG	SHO	SV	IP	H	R	ER	HR	BB	IBB	SO	HBP	BK	WP	WHIP
Mailon Arroyo	23	2	2	.500	5.18	21	0	15	0	0	5	24.1	26	16	14	5	4	0	25	0	0	4	1.233
Bobby Ay	24	0	1	.000	3.92	13	0	3	0	0	0	20.2	16	10	9	1	20	0	20	0	0	2	1.742
Kyle Backhus*	23	0	0	.000	5.79	2	2	0	0	0	0	9.1	10	6	6	0	2	0	9	0	0	0	1.286
Slade Cecconi	22	4	2	.667	4.12	12	12	0	0	0	0	59.0	53	28	27	5	20	0	63	5	0	2	1.237
Julio Frias*	23	0	1	.000	4.60	11	0	4	0	0	1	15.2	10	10	8	1	16	0	17	3	0	4	1.660
Luis Frias	23	2	0	1.000	0.82	2	2	0	0	0	0	11.0	5	1	1	0	4	0	15	0	0	1	0.818
Liu Fuenmayor*	22	0	0	.000	1.56	11	0	5	0	0	4	17.1	15	3	3	2	2	0	27	1	0	1	0.981
Conor Grammes	23	0	2	.000	7.46	8	7	0	0	0	0	25.1	35	21	21	5	12	0	32	1	0	3	1.855
Hunter Haworth	24	2	1	.667	6.60	7	0	1	0	0	0	15.0	27	17	11	4	3	0	16	0	0	4	2.000
Kenny Hernandez*	23	3	3	.500	3.92	10	6	1	0	0	0	41.1	29	23	18	6	18	0	49	1	0	2	1.137
Yaramil Hiraldo	25	0	1	.000	4.13	19	0	15	0	0	9	24.0	19	13	11	2	14	0	25	0	0	4	1.375
Denson Hull*	24	0	3	.000	6.00	19	0	6	0	0	1	21.0	20	16	14	2	16	1	21	1	0	3	1.714
Drey Jameson	23	2	4	.333	3.92	13	12	0	1	0	0	64.1	60	31	28	9	18	0	77	4	1	3	1.212
Bryce Jarvis	23	1	2	.333	3.62	7	7	0	0	0	0	37.1	30	19	15	4	13	0	42	0	0	3	1.152
Joe Jones	25	0	2	.000	3.46	13	0	10	0	0	6	13.0	7	9	5	0	10	0	15	2	0	2	1.308
Tyler Jones	25	2	0	1.000	2.25	8	0	2	0	0	0	12.0	11	3	3	1	5	0	14	0	0	0	1.333
Justin Lewis	25	1	1	.500	2.40	9	0	5	0	0	1	15.0	10	5	4	2	6	0	11	1	1	0	1.067
Kai-Wei Lin	25	2	0	1.000	4.78	29	0	10	0	0	0	43.1	38	26	23	4	19	1	43	3	0	7	1.315
Josh McMinn	25	2	1	.667	12.67	9	2	0	0	0	0	16.1	25	24	23	2	16	0	20	3	0	1	2.510
Ryne Nelson	23	4	1	.800	2.52	8	8	0	0	0	0	39.1	21	11	11	3	14	0	59	3	0	1	0.890
Gerald Ogando	20	1	0	1.000	2.19	8	0	1	0	0	0	12.1	11	3	3	0	3	0	13	0	1	2	1.135
Brandon Pfaadt	22	5	4	.556	2.48	9	9	0	1	1	0	58.0	39	19	16	5	14	0	67	3	0	5	0.914
Austin Pope	22	1	0	1.000	2.55	8	0	0	0	0	0	17.2	15	7	5	0	3	0	18	1	0	0	1.019
Jake Rice*	23	0	0	.000	3.00	1	1	0	0	0	0	3.0	3	1	1	0	1	0	2	0	0	0	1.333
Wesley Rodriguez	24	1	4	.200	3.45	28	0	9	0	0	0	44.1	46	18	17	3	22	0	42	2	1	4	1.534
Jose Santamaria	22	1	0	1.000	6.75	2	0	0	0	0	0	2.2	2	3	2	1	1	0	1	0	0	0	1.125
Nick Snyder*	23	2	7	.222	4.24	34	0	11	0	0	5	40.1	29	23	19	5	34	0	45	2	1	2	1.562
Kyler Stout	26	0	4	.000	4.55	27	4	7	0	0	0	29.2	30	25	15	4	24	0	40	2	0	5	1.820
Mitchell Stumpo	25	0	0	.000	1.08	5	0	2	0	0	0	8.1	3	2	1	1	1	0	12	0	1	0	0.480
Collin Sullivan	23	2	2	.500	8.79	4	4	0	0	0	0	14.1	17	14	14	1	4	0	14	0	0	1	1.465
Matt Tabor	22	2	2	.500	3.00	4	3	0	0	0	0	24.0	18	10	8	2	6	0	23	2	0	0	1.000
Marcos Tineo	24	2	1	.667	3.04	4	4	0	0	0	0	23.2	21	10	8	3	8	0	21	1	0	7	1.225
Justin Vernia	25	4	5	.444	6.92	18	11	0	0	0	0	67.2	104	59	52	8	13	0	56	1	1	2	1.729
Blake Walston*	20	2	3	.400	4.13	11	11	0	0	0	0	52.1	52	33	24	12	16	0	57	1	0	2	1.299
Taylor Widener	26	0	0	.000	9.00	1	1	0	0	0	0	4.0	6	4	4	0	1	0	6	0	0	3	1.750
Blake Workman	23	2	0	1.000	3.74	10	0	3	0	0	2	21.2	21	11	9	3	5	0	28	3	2	1	1.200
Shumpei Yoshikawa	26	0	1	.000	6.20	6	6	0	0	0	0	20.1	18	16	14	5	8	0	29	0	0	3	1.279
TOTALS	23.6	52	60	.464	4.34	112	112	110	2	1	34	969.0	902	550	467	111	396	2 1074	46	9	84	1.340	

OPPONENTS

FIELDING

FIRST BASE	G	PO	A	E	DP	Fld%
S. Brickhouse	49	322	10	4	36	.988
Axel Andueza	38	254	11	2	28	.993
Andy Yerzy	8	49	1	2	8	.962
Tristin English	7	47	1	2	2	.960
Buddy Kennedy	5	38	2	0	6	1.000
Elian Miranda	5	32	2	0	4	1.000
Dom Canzone	4	27	1	0	1	1.000

SECOND BASE	G	PO	A	E	DP	Fld%
Cam Coursey	57	93	129	7	41	.969
Ricky Martinez	16	24	24	1	7	.980
Leodany Perez	14	24	24	3	7	.941
Ronny Simon	14	9	27	3	6	.923
Roman Ruiz	8	13	13	0	6	1.000
Buddy Kennedy	4	2	10	1	1	.923
Jose Curpa	2	0	2	1	0	.667
A. Hernandez	2	3	5	0	2	1.000
D.J. Burt	1	1	2	0	1	1.000

SHORTSTOP	G	PO	A	E	DP	Fld%
Blaze Alexander	86	96	202	18	46	.943
Ricky Martinez	12	8	24	3	3	.914
Roman Ruiz	11	13	31	3	7	.936
Ronny Simon	6	4	13	2	2	.895

THIRD BASE	G	PO	A	E	DP	Fld%
Tristin English	52	38	66	6	6	.945
A.J. Vukovich	29	26	41	4	4	.944
Buddy Kennedy	16	10	31	4	3	.911
A. Hernandez	6	6	10	1	2	.941
Roman Ruiz	6	1	13	0	1	1.000
Cam Coursey	3	4	4	0	1	1.000
Ricky Martinez	2	2	1	0	0	1.000
D.J. Burt	1	2	0	0	0	1.000

CATCHER	G	PO	A	E	DP	Fld%	PB	SB	CS	CS%
Nick Dalesandro	57	508	36	5	3	.991	13	28	22	44%
Andy Yerzy	30	273	21	1	2	.997	6	25	11	31%
Axel Andueza	25	224	19	8	3	.968	5	42	6	13%
Luvín Valbuena	7	52	5	0	0	1.000	1	5	1	17%
Carson Kelly	2	20	0	0	0	1.000	1	1	0	0%

LEFT FIELD	G	PO	A	E	DP	Fld%
Eduardo Diaz	30	39	4	1	1	.977
Leodany Perez	27	39	1	1	0	.976
Reece Hampton	18	32	0	0	0	1.000
Dom Canzone	14	19	0	0	0	1.000
Tra Holmes	11	25	1	1	0	.963
Elijah Greene	7	13	0	1	0	.929
Nick Dalesandro	3	5	1	0	0	1.000
Tristin English	3	4	0	0	0	1.000
Danny Oriente	1	3	0	0	0	1.000

CENTER FIELD	G	PO	A	E	DP	Fld%
Jorge Barrosa	60	154	2	1	1	.994
Eduardo Diaz	15	34	1	3	0	.921
Tra Holmes	12	27	1	0	0	1.000
Leodany Perez	11	17	0	0	0	1.000
Corbin Carroll	7	19	1	1	0	.952
Reece Hampton	4	11	0	0	0	1.000
Dom Canzone	3	5	1	0	0	1.000
Elijah Greene	2	3	0	1	0	.750

RIGHT FIELD	G	PO	A	E	DP	Fld%
Leodany Perez	25	40	2	1	0	.977
Reece Hampton	20	33	2	2	1	.946
Dom Canzone	16	21	0	0	0	1.000
Nick Dalesandro	15	24	2	0	0	1.000
Tristin English	12	20	1	1	0	.955
Eduardo Diaz	7	17	1	0	0	1.000
Tra Holmes	7	14	0	0	0	1.000
Cam Coursey	5	13	0	1	0	.929
Elian Miranda	5	5	0	0	0	1.000
Danny Oriente	4	8	0	0	0	1.000
Elijah Greene	3	3	0	0	0	1.000
Jose Curpa	2	4	0	0	0	1.000

PITCHER	G	PO	A	E	DP	Fld%
Nick Snyder	34	1	3	0	0	1.000
Kai-Wei Lin	29	1	5	1	2	.857
W. Rodriguez	28	0	3	0	0	1.000
Kyler Stout	27	1	0	0	0	1.000
Mailon Arroyo	21	0	1	1	1	.500
Yaramil Hiraldo	19	0	1	0	0	1.000
Denson Hull	19	0	2	0	0	1.000
Justin Vernia	18	3	6	0	2	1.000
Bobby Ay	13	2	0	0	0	1.000
Drey Jameson	13	2	17	0	2	1.000
Joe Jones	13	0	0	1	0	.000
Slade Cecconi	12	2	7	0	1	1.000
Julio Frias	11	1	2	0	1	1.000
Liu Fuenmayor	11	1	2	0	1	1.000
Blake Walston	11	1	3	2	0	.667
K. Hernandez	10	0	7	0	0	1.000
Blake Workman	10	0	0	0	0	.000
Justin Lewis	9	2	2	0	0	1.000
Josh McMinn	9	0	1	0	0	1.000
Brandon Pfaadt	9	3	1	0	0	1.000
Conor Grammes	8	1	3			

The Best in the League...

Here are the cumulative regular season standings in the league from 2013-21 (since the Hops began play):

	Parent Club	W	L	Pct.	GB	Halves Won	Playoff Apps.	Championships
1 Hillsboro Hops	Arizona	361	282	.561	---	9	6	3
2 Spokane Indians	Texas/Colorado ¹	333	314	.515	30	6	6	0
3 Everett Aquasox	Seattle	331	318	.510	33	5	4	0
4 Eugene Emeralds	SD/Cubs/SF ²	321	330	.493	44	3	4	3
5 Vancouver Canadians	Toronto	316	333	.487	48	2	3	2
6 Tri-City Dust Devils	Col/SD/LAA ³	299	344	.465	62	1	2	0
Salem-Keizer Volcanoes	San Francisco ⁴	267	263	.504	36½	3	3	0
Boise Hawks	Cubs/Colorado ⁵	244	288	.459	60½	0	2	0

1 Switched affiliations from Texas to Colorado before 2021

2 Affiliation from San Diego to Chi. Cubs before 2015 season, then to San Francisco prior to 2021

3 Affiliation from Colorado to San Diego before 2015 season, then to Angels prior to 2021

4 Volcanoes eliminated from league prior to 2021

5 Boise's affiliation changed from Cubs to Rockies prior to 2015; Boise eliminated from league prior to 2021

... and among the best in all of Minor League Baseball

In the eight seasons from 2013-21 --- since the inception of the franchise --- the Hillsboro Hops have the fourth-best winning percentage among all 120 teams across all of minor league baseball. The top 10:

TEAM	League	Parent Club	Championships	Won	Lost	Pct.
1 Hudson Valley	High-A East	N.Y. Yankees	1	373	274	.577
2 Bowling Green	High-A East	Tampa Bay	2	621	465	.572
3 Quad Cities	High-A Central	Kansas City	3	616	470	.567
4 Hillsboro	High-A West	Arizona	3	361	282	.561
5 Cedar Rapids	High-A Central	Minnesota	0	613	483	.559
6 Durham	Triple-A East	Tampa Bay	3	626	500	.556
7 Scranton-Wilkes Barre	Triple-A East	N.Y. Yankees	1	618	504	.551
8 Fort Myers	Low-A Southeast	Minnesota	2	584	486	.546
9 Rancho Cucamonga	Low-A West	L.A. Dodgers	2	598	500	.545
10 Montgomery	Double-A South	Tampa Bay	0	595	498	.544

NOTE: Hillsboro and Hudson Valley were promoted from short-season to long-season leagues in 2021, causing the discrepancy in the number of games played.

The Hops have fallen from #1: From 2013 through 2019, Hillsboro had the *best* winning percentage in all of minor league baseball, but their 52-60 record in 2021—and scorching seasons by the three teams now above them—caused them to slide to fourth.

Actually, it's even better than it looks: The Hops' .561 winning percentage includes a horrible start. The franchise began with just eight wins through their first 33 games in 2013; since game #34 on 7/18/13, Hillsboro is 353-257 (.579), which would put them right at the top across the minor leagues.

Who has won the most championships? Midland (an Oakland affiliate in the Double-A Central League) has won four championships since 2013, the only team to win more than Hillsboro.

Year-By-Year Team Statistics

HILLSBORO HOPS STATISTICS:

BATTING	Age	G	PA	AB	R	H	2B	3B	HR	RBI	SB	CS	BB	SO	BA	OBP	SLG	OPS	TB	DP	HB	SH	SF
2013	21.8	76	2930	2583	298	615	119	20	29	256	73	20	245	613	.238	.313	.333	.646	861	62	46	33	23
2014	21.9	76	2944	2584	376	655	122	17	47	328	105	42	267	639	.253	.330	.368	.699	952	56	42	25	25
2015	20.9	76	2891	2574	314	612	143	19	32	273	67	17	236	584	.238	.309	.345	.654	889	54	39	15	26
2016	21.4	75	2850	2482	353	621	112	17	42	301	120	33	274	598	.250	.336	.360	.696	893	52	60	10	24
2017	21.2	76	3004	2617	404	647	140	21	38	353	70	33	300	646	.247	.333	.360	.693	943	34	49	7	29
2018	20.9	76	2907	2555	349	643	136	26	54	303	125	54	254	678	.252	.332	.389	.720	993	38	65	7	25
2019	20.7	76	2903	2511	373	625	128	23	39	325	96	28	311	587	.249	.343	.365	.707	916	51	58	1	22
2021 (1st yr long season)	22.3	112	4091	3606	510	858	154	31	93	462	231	68	386	1094	.238	.319	.375	.695	1353	57	62	3	34
TOTALS	21.4	643	24520	21512	2977	5276	1054	174	374	2601	887	295	2273	5439	.245	.326	.363	.689	7800	404	421	101	208

PITCHING	Age	W	L	W-L%	ERA	G	GS	GF	CG	SHO	SV	IP	H	R	ER	HR	BB	IBB	SO	HBP	BK	WP	WHIP
2013	21.6	34	42	.447	3.29	76	76	73	3	7	17	684.0	610	319	250	27	305	1	596	60	6	64	1.34
2014	21.8	48	28	.632	3.64	76	76	76	0	6	25	686.2	655	330	278	32	250	0	591	38	5	56	1.32
2015	21.8	45	31	.592	3.27	76	76	75	1	11	24	684.1	571	292	249	31	253	3	681	46	4	87	1.20
2016	21.5	42	33	.560	3.80	75	75	75	0	5	17	658.2	623	342	278	28	259	6	660	40	4	91	1.34
2017	22.2	41	35	.539	3.71	76	76	76	0	7	13	678.2	591	326	280	46	220	3	677	63	8	67	1.20
2018	21.5	51	25	.671	3.24	76	76	76	0	6	30	685.1	581	286	247	52	205	7	685	53	3	67	1.15
2019	21.8	48	28	.632	2.87	76	76	76	0	11	22	670.2	498	245	214	31	294	2	742	32	11	73	1.18
2021 (1st yr long season)	23.6	52	60	.464	4.34	112	112	110	2	4	34	969.0	902	550	467	111	396	2	1074	46	9	84	1.34
TOTALS	22.0	361	282	.561	3.56	643	643	637	6	57	182	5717.1	5031	2690	2263	358	2182	24	5706	378	50	589	1.26

HILLSBORO HOPS OPPONENTS' STATISTICS:

BATTING	G	PA	AB	R	H	2B	3B	HR	RBI	SB	CS	BB	SO	BA	OBP	SLG	OPS	TB	DP	HB	SH	SF
2013	76	2962	2543	319	610	111	21	27	275	72	36	305	596	.240	.333	.332	.665	844	57	60	33	21
2014	76	2939	2612	330	544	139	13	32	291	82	34	250	591	.251	.323	.351	.674	916	47	38	17	21
2015	76	2877	2541	292	571	116	12	31	251	78	32	253	681	.225	.304	.316	.620	804	39	46	15	21
2016	75	2842	2506	342	623	131	23	28	297	66	31	259	660	.249	.326	.353	.679	884	40	40	14	22
2017	76	2851	2530	326	591	105	33	46	295	67	29	220	677	.234	.308	.356	.664	900	42	63	14	22
2018	76	2813	2530	286	581	124	20	52	261	72	28	205	685	.230	.299	.356	.655	901	52	53	8	16
2019	76	2778	2425	245	498	106	16	31	211	43	26	294	742	.205	.298	.301	.598	729	46	32	8	15
2021 (1st year long season)	112	4168	3674	550	902	190	29	111	498	101	40	396	1074	.230	.310	.404	.727	1483	79	46	12	37
TOTALS	643	24230	21361	2690	4920	1022	167	358	2379	581	256	2182	5706	.230	.310	.349	.660	7461	402	378	121	175

PITCHING	W	L	W-L%	ERA	G	GS	GF	CG	SHO	SV	IP	H	R	ER	HR	BB	IBB	SO	HBP	BK	WP	WHIP
2013	42	34	.553	3.00	76	76	76	0	9	22	688.0	615	298	229	29	245	6	613	46	4	65	1.25
2014	28	48	.468	4.35	76	76	76	0	1	17	679.0	655	376	328	47	267	7	639	42	11	84	1.36
2015	31	45	.408	3.33	76	76	76	0	4	13	678.0	612	314	251	32	236	2	584	39	9	45	1.25
2016	33	42	.440	4.05	75	75	75	0	8	17	654.0	621	353	294	42	274	1	598	60	17	62	1.37
2017	35	41	.461	4.24	76	76	75	1	3	19	677.2	647	404	319	38	300	2	646	49	8	71	1.40
2018	25	51	.329	3.78	76	76	76	0	4	15	675.2	643	349	284	54	254	14	678	65	6	60	1.33
2019	28	48	.368	4.41	76	76	76	0	5	19	660.2	625	373	324	39	311	2	587	58	7	75	1.42
2021 (1st year long season)	60	52	.536	4.23	112	112	111	1	3	28	968.2	858	510	455	93	386	2	1094	62	10	71	1.28
TOTALS	282	361	.439	4.74	643	643	641	2	37	150	5681.2	5276	2977	2484	374	2273	36	5439	421	72	533	1.33

From The Tonk to The Show

Since the Hops franchise began play in 2013, 176 players who have appeared in Northwest League games at Ron Tonkin Field have also played in the major leagues. The full list as of the start of the 2022 season:

Hillsboro Hops (33):

2013, Daniel Palka
 2013, Aaron Blair
 2013, Jimmie Sherfy
 2013, Braden Shipley
 2014, Kevin Cron
 2014, Zac Curtis
 2015-16, Sergio Alcantara
 2014, Brad Keller
 2015, Mike Freeman
 2015, Dansby Swanson
 2015, Ryan Burr
 2015, Taylor Clarke
 2015, Ariel Hernandez
 2015, Alex Young
 2016, Jon Duplantier
 2016-17, Kevin Ginkel
 2016, Wei-Chieh Huang
 2016, Colin Poche
 2016-17, Riley Smith
 2017, Drew Ellis
 2017, Domingo Leyba
 2017, Luis Madero
 2017, Matt Koch
 2017, Matt Peacock
 2017, Pavin Smith
 2017, Daulton Varsho
 2018-19, '21, Luis Frias
 2018, Jake McCarthy
 2018, Geraldo Perdomo
 2018, Bryan Ellington
 2018, Henry Owens
 2021, Carson Kelly
 2021, Taylor Widener

Boise Hawks (11):

2013-14, David Bote
 2013, Zack Godley
 2013-14, Dillon Maples
 2013, Duane Underwood Jr.
 2014, Gleyber Torres
 2014, Jason Vosler
 2014, Mark Zagunis
 2015, Kevin Padlo
 2015-16, Justin Lawrence
 2016, Garrett Hampson
 2016, Antonio Santos

Eugene Emeralds (26):

2013, Franmil Reyes
 2013, Adam Cimber
 2013, Trevor Gott
 2013, Tayron Guerrero
 2013, Kyle Lloyd
 2014, Franchy Cordero
 2014, Jose Ruiz
 2015, Ian Happ
 2015, P.J. Higgins
 2015, Eloy Jimenez
 2015, Pedro Araujo
 2015, Scott Effross
 2015, Justin Steele
 2016, Trent Giambrone
 2016-17, Tyler Payne
 2016, Zack Short
 2016, Dylan Cease
 2016, Tyson Miller
 2016, Tommy Nance
 2016, Michael Rucker
 2017, Manuel Rodriguez
 2017, Jhon Romero
 2017, Keegan Thompson
 2018, Brailyn Marquez
 2018, Stephen Ridings
 2021, Jose Marte

Everett Aquasox (23):

2013, Jack Reinheimer
 2013, Tyler Olson
 2013, Thyago Vieira
 2014, Dan Altavilla
 2014-16, Luiz Gohara
 2014, Vinny Nittoli
 2014, Ryan Yarbrough
 2015, Braden Bishop
 2015, Drew Jackson
 2015, Erick Mejia
 2015-16, Jake Brentz
 2015, Anthony Misiewicz
 2015, Andrew Moore
 2016, Kyle Lewis
 2016, Donovan Walton
 2016, Matt Festa
 2016, Reggie McClain
 2016, Ljay Newsome
 2017, Evan White
 2017, Seth Elledge
 2017, Wyatt Mills
 2018, Hisashi Iwakuma
 2018, Cal Raleigh

Salem-Keizer Volcanoes (21):

2013, Reyes Moronta
 2013, Tyler Rogers
 2013, Dan Slania
 2013, Jake Smith
 2014, Christian Arroyo
 2014, Johneshwy Fargas
 2014, Aramis Garcia
 2014, Ryder Jones
 2014, Austin Slater
 2014, Dusten Knight
 2014, D.J. Snelten
 2015, Steven Duggar
 2015, Miguel Gomez
 2015, Chris Shaw
 2015, '17 Logan Webb
 2016, Bryan Reynolds
 2017, Vic Black
 2017, Jose Marte
 2018, Joey Bart
 2018, Gregory Santos
 2019, Kervin Castro

Spokane Indians (25):

2013, Ryan Cordell
 2013, Abel De Los Santos
 2013, Cody Ege
 2013, Chi Chi Gonzalez
 2013, Keone Kela
 2013, Yohander Mendez
 2014, Isiah Kiner-Falefa
 2014, Jose Trevino
 2014, Nick Gardewine
 2014, Reed Garrett
 2014, Erik Swanson
 2015, Dylan Moore
 2015, Peter Fairbanks
 2015, Jeffrey Springs
 2016, Leody Taveras
 2016, Anderson Tejeda
 2016-18, Curtis Terry
 2016, Kyle Cody
 2016-17, Demarcus Evans
 2016, C.D. Pelham
 2017, Yonny Hernandez
 2017, Joe Barlow
 2017, Reiver Sanmartin
 2018, Emmanuel Clase
 2018, Hans Crouse

Tri-City Dust Devils (17):

2013-14, Mike Tauchman
 2013, Pat Valaika
 2013, Antonio Senzatela
 2013, Konner Wade
 2014, Josh Fuentes
 2014, Dillon Thomas
 2014, Ryan Castellani
 2014, Joel Payamps
 2015, Austin Allen
 2015, Ty France
 2015-16, Jose Castillo
 2015, Brett Kennedy
 2015, Phil Maton
 2015, '17, Trevor Megill
 2016, David Bednar
 2017-18, Andres Munoz
 2018, Owen Miller

Vancouver Canadians (21):

2013, Ian Parmley
 2013, Matt Dermody
 2014, Franklin Barreto
 2014, Jonathan Davis
 2014, Tim Locastro
 2014, Ryan McBroom
 2014, Rowdy Tellez
 2014, Miguel Castro
 2014, Jose Fernandez
 2014, Jairo Labourt
 2014, Tim Mayza
 2014, Justin Shafer
 2015, Angel Perdomo
 2015, Tayler Saucedo
 2016, Cavan Biggio
 2016, Josh Palacios
 2016, Patrick Murphy
 2017, Riley Adams
 2017, Nate Pearson
 2018, Otto Lopez
 2018, Nick Allgeyer

(Note: one player, Jose Marte, played at The Tonk for both Salem-Keizer and Eugene)

W O W !: The Hops and Walk-Off Wins

The Hops have treated the fans at Ron Tonkin Field to 40 walkoff wins from 2013-2021—more than any other team in the league. The victims: Boise 7 times, Salem-Keizer 6, Spokane 6, Vancouver 6, Eugene 5, Everett 5, Tri-City 5.

Date	Opponent	Final Score	Inn	Score	Outs	Runners	Game-ending play
1. 7/05/13	Vancouver	5-4	10	Tied 4-4	1	2nd & 3rd	Yogey Perez-Ramos single to center field scores John Leonard
2. 7/07/13	Vancouver	5-4	19	Tied 4-4	1	3rd	Ryan Gebhardt sacrifice fly foul out to right field scores John Leonard
3. 7/21/13	Spokane	6-5	13	Tied 5-5	0	1st	Yogey Perez-Ramos double to right-center field scores Brian Billigen
4. 7/26/13	Everett	4-3	11	Tied 3-3	1	Loaded	Yogey Perez-Ramos single to left field scores Jordan Parr
5. 8/25/13	Boise	6-5	10	Tied 5-5	2	Loaded	Yogey Perez-Ramos single to right field scores Jordan Parr
6. 6/20/14	Salem-Keizer	2-1	9	Tied 1-1	2	2nd & 3rd	Elvin Soto single to right-center field scores Justin Gonzalez
7. 6/29/14	Everett	4-3	10	Tied 3-3	1	2nd	Tyler Baker double to right field scores George Roberts
8. 7/27/14	Boise	4-3	10	Behind 3-2	1	1st	• Pedro Ruiz two-run home run follows Taylor Ratliff one-out walk
9. 8/13/14	Boise	1-0	10	Tied 0-0	1	Loaded	Taylor Ratliff walk forces home Kevin Cron; only Boise hit came in top of 10th
10. 8/20/14	Spokane	2-1	14	Tied 1-1	2	1st	Jordan Parr double to right-center scores Kevin Cron
11. 8/23/14	Spokane	5-4	11	Tied 4-4	2	2nd	Zach Esquerria single to left field scores Pedro Ruiz
12. 6/23/15	Salem-Keizer	5-4	9	Tied 4-4	2	Loaded	Fernery Ozuna walk forces home Dane McFarland
13. 7/20/15	Everett	4-3	12	Tied 3-3	0	None	• Fernery Ozuna mammoth leadoff solo home run to left field
14. 8/08/15	Boise	2-1	9	Tied 1-1	1	1st & 2nd	Gerard Hernandez ground ball to second and E4 scores Alexis Olmeda
15. 8/15/15	Vancouver	10-9	14	Tied 9-9	2	2nd & 3rd	Gerard Hernandez single to center field scores Trevor Mitsui
16. 8/26/15	Tri-City	3-2	9	Behind 2-1	1	1st & 3rd	Trevor Mitsui double to left scores Dansby Swanson & Galli Cribbs Jr.
17. 9/09/15*	Salem-Keizer	6-5	13	Tied 5-5	0	Loaded	Dansby Swanson single to center field scores Nate Robertson
18. 6/29/16	Salem-Keizer	4-3	9	Tied 3-3	2	Loaded	Matt Railey infield single to second scores Josh Anderson
19. 7/08/16	Tri-City	2-1	11	Tied 1-1	0	Loaded	Josh Anderson single to left field scores Sergio Alcantara
20. 8/16/16	Vancouver	6-5	9	Tied 5-5	0	None	• Jason Morozowski solo home run leading off 9th
21. 9/04/16	Eugene	7-6	9	Tied 6-6	1	2nd	Luis Veras scores from second on passed ball
22. 9/07/16*	Eugene	4-3	10	Tied 3-3	2	1st & 2nd	Jose Queliz single to left scores Mark Karaviotis
23. 6/20/17	Salem-Keizer	7-6	12	Tied 6-6	2	1st & 2nd	Domingo Leyba loop single to left scores Paxton De La Garza
24. 6/29/17	Everett	5-4	9	Tied 4-4	2	Loaded	Tim Susnara single to left field bounces over fence, scores Yan Sanchez
25. 7/13/17	Eugene	6-5	9	Tied 5-5	0	3rd	Daulton Varsho scores on passed ball after leadoff triple
26. 7/20/17	Spokane	6-5	9	Tied 5-5	2	1st & 2nd	Tra Holmes single scores Pavin Smith after 2-out tying 1B by Cam Duzenack
27. 8/03/17	Vancouver	9-8	11	Tied 8-8	1	2nd	Camden Duzenack single to right scores Ryan Dobson
28. 8/25/17	Boise	2-1	9	Tied 1-1	0	None	• Drew Ellis leadoff solo home run to left field
29. 6/30/18	Spokane	3-2	9	Tied 2-2	2	2nd	Jorge Perez single scores Dan Swain after 1-out tying 1B by Francis Martinez
30. 7/02/18	Spokane	7-6	9	Behind 6-5	1	Loaded	Andy Yerzy single to left field scores Keshawn Lynch and Jorge Perez
31. 7/13/18	Tri-City	5-4	10	Tied 4-4	2	Loaded	Francis Martinez walk forces home Jose Caballero
32. 7/14/18	Tri-City	7-6	11	Tied 6-6	1	Loaded	Ryan Tufts single scores Jorge Perez after Perez's game-tying triple
33. 7/17/18	Boise	6-5	10	Behind 5-4	0	Loaded	Jorge Perez single scores Jake McCarthy & Jose Caballero to cap 3-run 10th
34. 7/25/18	Boise	5-4	10	Behind 4-3	2	2nd & 3rd	L.T. Tolbert single in Hops debut scores Keshawn Lynch & Jorge Perez
35. 8/01/18	Vancouver	8-5	9	Tied 5-5	2	1st & 2nd	• Will Gorman 3-run HR w/Joey Rose & F. Martinez on base caps 4-run 9th
36. 8/27/18	Everett	5-4	10	Tied 4-4	1	1st & 2nd	L.T. Tolbert single to right field scores Keshawn Lynch
37. 6/29/19	Eugene	4-3	10	Tied 3-3	2	2nd	Jorge Barrosa single to left field scores Andy Yerzy
38. 9/04/19*	Salem-Keizer	2-1	9	Tied 1-1	1	1st & 2nd	Liover Peguero double to left-center scores Tristin English
39. 9/07/19*	Tri-City	5-3	9	Behind 3-2	2	1st & 2nd	• Andy Yerzy 3-run HR w/L. Peguero & Corbin Carroll on base caps 4-run 9th
40. 8/10/21	Eugene	3-2	9	Tied 2-2	1	Loaded	Tristin English sacrifice fly to center field scores Jorge Barrosa

* Postseason game • walkoff home run

... and what about the other side?

The Hops have *lost* via walkoff 18 times—three times each at Salem-Keizer, Spokane, Vancouver and Tri-City; and twice each in Boise, Eugene and Everett

Date	Opponent	Final Score	Inn	Score	Outs	Runners	Game-ending play
1. 6/21/13	Everett	6-5	11	Tied 5-5	2	2nd & 3rd	Reggie Lawson grounder and E5
2. 6/23/13	Everett	6-5	9	Tied 5-5	1	Loaded	Justin Seager RBI single
3. 6/25/13	Boise	4-3	7	Ahead 3-2	0	1st & 2nd	2 runs score on E5 on sac bunt
4. 7/02/13	Eugene	3-2	11	Tied 2-2	1	2nd & 3rd	Ronnie Richardson RBI single
5. 8/02/13	Vancouver	9-8	10	Tied 8-8	2	2nd	Christian Vazquez RBI single
6. 7/05/14	Salem-Keizer	7-6	9	Tied 6-6	0	2nd & 3rd	Travious Relaford RBI single
7. 7/26/14	Vancouver	2-1	10	Tied 1-1	2	3rd	Michael de la Cruz RBI single
8. 6/18/15	Spokane	6-5	9	Tied 5-5	2	1st & 2nd	Dylan Moore RBI single
9. 6/21/15	Spokane	4-2	9	Tied 2-2	0	1st	• Tyler Sanchez two-run home run
10. 6/27/15	Vancouver	4-3	9	Tied 3-3	2	3rd	J.C. Cardenas RBI single
11. 7/24/16	Tri-City	5-4	9	Tied 4-4	1	2nd & 3rd	Taylor Kohlway RBI single
12. 8/17/16	Salem-Keizer	8-4	10	Tied 4-4	1	Loaded	Leo Rojas grand slam
13. 7/08/17	Spokane	10-9	9	Tied 9-9	2	2nd & 3rd	Clay Middleton RBI single
14. 8/13/17	Tri-City	5-4	9	Tied 4-4	0	1st & 3rd	Tyler Benson RBI single
15. 7/08/18	Eugene	4-3	9	Tied 3-3	1	3rd	Fernando Kelli scores on WP
16. 8/29/18	Boise	4-3	10	Tied 3-3	0	2nd	Trey Jacobs RBI single
17. 6/19/19	Tri-City	2-1	10	Tied 1-1	1	1st & 3rd	Matthew Acosta RBI single
18. 8/09/19	Salem-Keizer	8-7	9	Tied 7-7	1	Loaded	Sean Roby RBI single
19. 7/22/21	Eugene	4-3	10	Tied 2-2	0	2nd	Run scores on E1 on sac bunt
20. 7/25/21	Eugene	6-5	9	Ahead 5-4	1	2nd & 3rd	Sean Roby ground-rule double
21. 8/21/21	Spokane	8-7	10	Tied 7-7	1	1st & 2nd	Run scores on E4 on throw on DP turn

How it compares:

How do the Hops' 40 walkoff wins match up to the rest of the league? The number of walkoff wins, by club, from 2013-21:

1. Hillsboro	40
2. Eugene	33
3. Spokane	32
4. Tri-City	29
5. Everett	25
6. Vancouver	20
7. Boise	19
8. Salem-Keizer	17

All-Time 1-0 Games

The Hops are 8-1 all-time in 1-0 games—6-1 at home and 2-0 on the road

	OPP	W/L	SCORE	HOPS				OPPONENT				TIME
				R	H	E	L	R	H	E	L	
7/25/13	@S-K	W	1-0	1	7	1	4	0	9	0	9	2:18
8/13/14	Boi	W	1-0 (10)	1	2	0	5	0	1	0	4	2:30
8/30/14	Eug	W	1-0	1	5	0	5	0	2	1	3	1:59
8/13/15	Van	W	1-0	1	4	0	4	0	2	2	3	2:00
7/17/16	Evt	L	0-1	0	4	1	5	1	3	0	7	2:50
8/22/16	Spo	W	1-0	1	6	2	6	0	4	0	7	2:19
9/03/16	Eug	W	1-0	1	3	1	6	0	5	1	8	2:20
8/10/18	@T-C	W	1-0	1	8	0	13	0	7	1	8	3:20
8/24/18	Evt	W	1-0	1	6	0	7	0	4	0	8	2:46

shaded type = home game

All-Time Games Decided by 10+ Runs

The Hops are 15-10 all-time in games decided by 10 or more runs—8-3 at home and 7-7 on the road

	OPP	W/L	SCORE	HOPS				OPPONENT				+/-
				R	H	E	L	R	H	E	L	
6/17/13	Eug	W	12-0	12	12	1	2	0	3	3	6	+12
7/6/13	Van	L	4-16	4	9	1	12	16	22	1	8	-12
7/13/13	@T-C	L	2-15	2	7	5	9	15	14	1	10	-13
8/9/13	T-C	W	15-4	15	20	1	13	4	9	4	13	+11
9/1/13	@Boi	W	14-3	14	18	0	8	3	5	3	8	+11
6/26/14	@Boi	W	10-0	10	15	0	11	0	5	2	4	+10
6/27/14	@Boi	L	11-1	1	2	2	2	11	10	1	7	-10
7/22/14	@Van	W	13-3	13	13	0	5	3	9	6	6	+10
7/28/15	S-K	W	10-0	10	11	1	7	0	4	3	4	+10
9/3/15	@Boi	W	12-0	12	16	0	8	0	3	4	4	+12
6/18/16	@S-K	L	3-14	3	8	3	11	14	14	2	9	-11
6/24/16	@Van	W	12-2	12	11	0	6	2	6	3	8	+10
8/29/16	@Spo	L	1-12	1	6	1	12	12	12	1	6	-11
7/05/17	@S-K	W	17-2	17	25	0	13	2	8	2	6	+15
7/18/17	@Van	W	19-7	19	21	0	7	7	8	1	5	+12
7/21/17	Spo	W	15-0	15	14	1	10	0	8	0	10	+15
7/24/17	Spo	L	1-13	1	5	3	5	13	12	0	7	-12
8/18/17	Eug	W	11-1	11	14	0	7	1	5	2	5	+10
6/24/18	S-K	W	12-2	12	15	1	9	2	11	0	9	+10
7/04/18	@S-K	L	1-15	1	3	3	4	15	18	1	5	-14
7/11/18	T-C	W	11-0	11	18	0	10	0	5	3	5	+11
7/07/19	Boi	W	11-0	11	14	0	10	0	4	1	6	+11
5/6/21	Evt	L	1-12	1	2	2	6	12	16	1	9	-11
6/1/21	@Evt	L	2-16	2	7	2	6	16	20	0	5	-14
6/4/21	@Evt	L	2-13	2	6	1	5	13	17	0	7	-11

shaded type = home game

Best Records in Series of 5 games or more

(in chronological order)

- 4-1, home vs. Tri-City, 8/8 to 8/12, 2013
- 4-1, at Spokane, 8/16 to 8/20, 2013
- 4-1, at Everett, 6/13 to 6/17, 2014
- 4-1, home vs. Everett, 6/29 to 7/3, 2014
- 4-1, at Spokane, 7/30 to 8/3, 2014
- 4-1, home vs. Spokane, 8/20 to 8/24, 2014
- 4-1, home vs. Spokane, 7/9 to 7/13, 2015
- 5-0, home vs. Spokane, 8/20 to 8/24, 2016
- 4-1, home vs. Everett, 6/29 to 7/3, 2017
- 5-0, at Vancouver, 7/15 to 7/19, 2017
- 5-0, home vs. Spokane, 6/29 to 7/3, 2018
- 4-1, home vs. Tri-City, 7/11 to 7/15, 2018
- 4-1, at Tri-City, 8/9 to 8/13, 2018
- 4-1, home vs. Everett, 8/23 to 8/27, 2018
- 4-1, home vs. Vancouver, 9/14 to 9/19, 2021

Worst Records in Series of 5 games or more

- 1-4, at Everett, 6/20 to 6/24, 2013
- 1-4, at Tri-City, 7/10 to 7/14, 2013
- 1-4, at Vancouver, 6/23 to 6/27, 2016
- 1-4, at Tri-City, 8/11 to 8/15, 2017
- 0-6, at Eugene, 6/15 to 6/20, 2021
- 0-6, at Spokane, 8/18 to 8/22, 2021.

Notes on a scorecard

Because, baseball: Only once in the Hops' 667 games have they scored runs in six consecutive innings in the same game. And when did this streak occur? *During the first six innings they ever played at home.* Yep: June 17, 2013, the Hops opened their new park by scoring in the first six frames en route to a 12-0 win over Eugene. In no other game, home or road, have they ever scored in six straight innings.

"The mayor sneaks into a farmer's field..." No, that's not the opening line to a joke. On August 11, 2014, **Zach Esquerra** hit the Hops' first-ever grand slam, clear out of the ballpark at Volcanoes Stadium in Keizer. Steve Callaway—who was still a few years away from becoming mayor of Hillsboro—hopped the fence in left field and searched in the dark, finally finding the ball. He presented it to Esquerra, who insisted it remain with the Hops.

Most... to Least: The Hops set the single-game franchise record (which still stands) with 25 hits on July 5, 2017 at Salem-Keizer in a 17-2 win. The very next night, they matched the franchise low (which still stands), with just two hits at Spokane in a 2-1 loss.

Well, that's over: Funko Field in Everett is known as the most hitter-friendly park in the NWL. Yet, over the first seven seasons of the Hops' existence, Everett was the only team against whom the Hops have never played a game decided by 10 or more runs (home or road). That changed in 2021, when Hillsboro played three games decided by 10 or more runs, *all* against Everett, and all losses—12-1 at home, and 16-2 and 13-2 on the road.

Duck, Duck: Five former Oregon Ducks drafted and signed by the Arizona Diamondbacks have played for the Hops: RHP **Jimmie Sherfy** (2013), SS **Mark Karaviotis** (2016), C **Tim Susnara** (2017), RHP **Matt Mercer** (2018) and RHP **Ryne Nelson** (2019). (Related note: Marissa Everett, one of the top soccer players in Oregon Ducks history, is a cousin of former Hops infielder **Ryan Dobson**.) On the other side of the rivalry, just one former Oregon State Beaver has played for the Hops: RHP **Scott Schultz** in 2014.

Winning the close ones: The Hops' all-time record in one-run games is an astonishing 114-79, despite going just 10-20 in one-run games in 2021. That's a winning percentage of .591, which would equate to going 96-66 in a major-league season.

Extra, extra: Incredibly, Hillsboro is 33-21 (.611) all-time in extra-inning games, *despite* going 0-6 in 2021. At home, it's even better: 23-12 (.657), though they were 0-4 in 2021.

Six straight: The Hops' streak of six straight playoff appearances was snapped in 2021, but it's the longest in the history of the league, which began play in 1955. Second on the list are Vancouver, with five in a row from 2010-14, and Spokane, which has an active streak of five straight through 2021 and can tie the Hops with a playoff appearance in 2022.

All-Time Results in Extra-Inning Games

	OPP	W/L	SCORE	HOPS			OPPONENT			TIME		
				R	H	E	L	R	H		E	L
6/21/13	@Evt	L	5-6 (11)	5	8	6	6	6	9	1	12	3:25
7/02/13	@Eug	L	2-3 (11)	2	8	4	10	3	8	2	9	3:31
7/05/13	Van	W	5-4 (10)	5	10	0	6	4	13	0	11	3:05
7/07/13	Van	W	5-4 (19)	5	15	1	13	4	7	2	10	5:28
7/21/13	Spo	W	6-5 (13)	6	16	0	14	5	9	2	6	4:15
7/26/13	Evt	W	4-3 (11)	4	12	1	12	3	8	3	7	3:07
8/02/13	@Van	L	8-9 (10)	8	9	2	9	9	16	3	10	3:29
8/17/13	@Spo	W	7-5 (10)	7	16	2	11	5	8	2	3	3:19
8/20/13	@Spo	W	4-1 (11)	4	5	2	3	1	9	0	12	3:10
8/25/13	Boi	W	6-5 (10)	6	10	1	13	5	10	1	13	3:30
6/29/14	Evt	W	4-3 (10)	4	12	0	10	3	8	1	9	3:02
7/26/14	@Van	L	2-1 (10)	1	6	0	7	2	10	1	12	3:10
7/27/14	Boi	W	4-3 (10)	4	6	1	6	3	11	1	9	2:49
8/13/14	Boi	W	1-0 (10)	1	2	0	5	0	1	0	4	2:30
8/17/14	@Eug	W	9-7 (17)	9	17	1	15	7	16	3	13	5:28
8/20/14	Spo	W	2-1 (14)	2	7	1	7	1	7	0	1	3:19
8/23/14	Spo	W	5-4 (11)	5	12	1	7	4	7	2	6	3:08
6/30/15	@Van	W	3-2 (11)	3	8	2	8	2	9	2	15	3:27
7/02/15	Eug	L	1-2 (11)	1	5	0	4	2	7	0	7	2:44
7/04/15	@Evt	W	8-7 (10)	8	10	2	12	7	11	2	9	3:56
7/12/15	Spo	L	5-6 (11)	5	9	0	9	6	9	3	6	3:33
7/20/15	Evt	W	4-3 (12)	4	8	1	9	3	10	2	6	3:12
7/22/15	Evt	L	4-6 (10)	4	8	4	6	6	7	0	5	3:06
8/15/15	Van	W	10-9 (14)	10	18	0	19	9	13	3	12	5:19
9/09/15*	S-K	W	6-5 (13)	6	10	0	14	5	11	2	10	4:11
7/08/16	T-C	W	2-1 (11)	2	9	0	7	1	5	0	5	3:21
8/17/16	@S-K	L	4-8 (10)	4	9	3	11	8	12	0	7	3:14
8/26/16	Boi	L	4-7 (10)	4	8	2	8	7	12	0	7	3:15
9/07/16*	Eug	W	4-3 (10)	4	8	0	8	3	5	0	6	3:14
6/20/17	S-K	W	7-6 (12)	7	11	2	13	6	11	1	4	4:09
6/21/17	S-K	L	3-5 (13)	3	9	1	14	5	11	1	7	4:12
8/03/17	Van	W	9-8 (11)	9	13	0	8	8	11	2	11	4:09
8/26/17	T-C	L	3-8 (11)	3	5	4	5	8	11	1	7	3:34
7/05/18	@S-K	W	5-4 (10)	5	8	2	6	4	11	1	9	3:11
7/13/18	T-C	W	5-4 (10)	5	9	1	10	4	8	0	7	3:15
7/14/18	T-C	W	7-6 (11)	7	11	0	13	6	12	0	11	4:07
7/17/18	Boi	W	6-5 (10)	6	12	1	13	5	11	1	5	3:21
7/18/18	Boi	L	2-4 (10)	2	8	0	9	4	7	2	7	3:35
7/25/18	Boi	W	5-4 (10)	5	7	0	5	4	9	0	6	3:01
7/27/18	@Spo	W	6-4 (11)	6	12	0	10	4	7	4	9	3:28
8/13/18	@T-C	W	3-2 (10)	3	8	1	6	2	6	0	12	3:22
8/27/18	Evt	W	5-4 (10)	5	8	0	7	4	10	2	6	3:06
8/29/18	@Boi	L	3-4 (10)	3	9	1	9	4	5	0	5	2:59
9/01/18	S-K	L	1-3 (11)	1	8	1	12	3	12	0	13	3:46
6/18/19	@T-C	W	5-4 (10)	5	12	1	10	4	6	1	9	3:38
6/19/19	@T-C	L	1-2 (10)	1	3	0	7	2	6	0	10	3:03
6/29/19	Eug	W	4-3 (10)	4	9	0	9	3	5	1	6	3:11
8/22/19	@Eug	W	3-2 (10)	3	3	0	7	2	6	2	4	3:01
5/05/21	Evt	L	2-3 (11)	2	5	0	8	3	5	2	9	3:26
5/09/21	Evt	L	7-8 (10)	7	9	1	7	8	8	2	5	3:49
7/22/21	@Eug	L	3-4 (10)	3	10	1	12	4	6	0	7	3:07
7/31/21	T-C	L	7-8 (10)	7	14	1	9	8	14	0	9	3:37
8/12/21	Eug	L	6-11(10)	6	5	0	3	11	14	5	7	3:26
8/21/21	@Spo	L	7-8 (10)	7	12	4	4	8	13	0	9	3:31

shaded type = home game * = postseason game

All-Time Extra-Inning Record (incl. postseason): 33-21 (.611)

Home games: 23-12 (.657) **Road games:** 10-9 (.526)

By Park: 23-12 in Hillsboro, 0-1 in Boise, 1-2 in Eugene, 1-1 in Everett, 1-1 at Salem-Keizer, 3-1 at Spokane, 2-1 at Tri-City, 1-2 in Vancouver

By Opponent: 5-3 vs. Boise, 4-4 vs. Eugene, 5-4 vs. Everett, 3-3 vs. Salem-Keizer, 6-2 vs. Spokane, 5-3 vs. Tri-City, 5-2 vs. Vancouver

By number of innings:

10 innings: 30g, 17-13 (.567) 14 innings: 2g, 2-0 (1.000)
 11 innings: 15g, 8-7 (.533) 17 innings: 1g, 1-0 (1.000)
 12 innings: 2g, 2-0 (1.000) 19 innings: 1g, 1-0 (1.000)
 13 innings: 3g, 2-1 (.667)

Notes:

-- The Hops won the first 10 home extra-inning games they ever played, from July 5th, 2013 through Aug. 24th, 2014. Their first home extra-inning loss came in their third season, July 2nd, 2015

-- The Hops are 8-1 in games of 12 innings or more... and it is likely there won't be many games of that length in the future, since the rule was adopted prior to the 2018 season which places a runner at second base to begin all half-innings once extra innings begin.

Hillsboro & Eugene: a great rivalry

The Hillsboro Hops and Eugene Emeralds have developed one of the best rivalries in minor league baseball, with fans frequently making the 117-mile drive to the opposing park to cheer on their team. Here is how the rivalry has developed over the years:

The Hops largely had the upper hand in the early years...

June 17, 2013: Hops beat Eugene 12-0 in the first-ever game at Ron Tonkin Field.

August 28-30, 2013: Hops enter final home series of first season in first-place tie with six games remaining. **Hillsboro drops 2 of 3 to Eugene**—both losses by one run—to fall a game back; the Hops finish a game out and miss playoffs.

July 20, 2014: The Hops clinch the 1st-half title in Eugene—Hillsboro's first-ever playoff berth—with a 3-2 win on the next-to-last day of the half. The Hops have a champagne celebration—good-naturedly endorsed by the Ems' front office—in the visiting clubhouse at P.K. Park.

August 30-Sept. 1, 2014: The Hops cap a 9-3 season mark against Eugene with a sweep of the Ems in Hillsboro in the final regular season series. **The Hops would later win their first championship.**

Sept. 4-6, 2015: With the Hops already in the playoffs as the first-half champion, **the Emeralds entered the final 3 games of season at The Tonk needing ONE WIN to clinch the 2nd-half title** and join Hillsboro in the South Division Series. Eugene's front office—with approval of the Hops' front office—**wheeled in a cart of champagne** before Friday's first game of the series, but after 2-0 and 4-1 Hops wins, the bubbly was still unused. In the final game, the Hops led 3-2 entering the top of the 9th. Eugene put the tying run at second with one out, but **diving plays by 1B Trevor Mitsui and RF Stephen Dezzi end the game and Eugene's season.** The still-wrapped champagne was wheeled back to the car for the trip back to Eugene, and the **Hops later won their 2nd-straight title.**

But more recently, the tables have turned in a BIG way...

Sept. 7-9, 2016: The Hops and Ems squared off in the postseason for the first time ever; Eugene had won both halves with a 54-22 record, but the Hops had swept a three-game series to end the season. Then, Hillsboro took **Game One of the best-of-three South Division Series** at Ron Tonkin Field when **Jose Queliz** hit a walkoff single in the 10th. Eugene, however, took game two at home 6-2 to force a deciding third game. In the most excruciating loss in Hops franchise history, Hillsboro went 0-for-15 with runners in scoring position and lost 2-1. **The Ems advanced to the NWL Championship Series, where they beat Everett to win their first outright NWL title in 41 years.** Some people predicted that the end of the Ems' drought meant their parent club, the Cubs, would break *their* curse. Indeed, **50 days after Eugene wins their title, the Cubs won the World Series for the first time in 108 years.**

Sept 6-7, 2017: The two clubs met for the second consecutive year in the South Division Series. **This time Hillsboro won both halves... and yet Eugene swept the series in two games.** The Ems took game one in Eugene 3-2. Game two in Hillsboro was tied 4-4 entering the ninth, but Eugene exploded for six runs and a 10-4 win.

Sept 5-6, 2018: The Hops won both halves in the South, and though Eugene had the worst overall record in the NWL, **the Ems snuck into the playoffs** by finishing second in the South in the second half. Yep, David beat Goliath: **Eugene swept the Hops again with a pair of 3-2 wins,** with the go-ahead run in game one scoring on a balk. The Ems won the NWL title with a three-game sweep of Spokane... and the series-ending run scored on another balk.

June 15-20, 2021: **The Hops were swept in six straight games at P.K. Park,** knocking Hillsboro 9.5 games out of first and **effectively out of the race.** Hillsboro held the lead in four of the six games, and had consecutive losses of 10-9, 10-7 and 10-5. **Eugene would go on to win their third league title in the past five seasons.**

●●●

Losing streak: The Hops have an existing six-game postseason losing streak to Eugene—with those six losses being by scores of 6-2, 2-1, 3-2, 10-4 (in a game tied 4-4 entering the 9th), 3-2 and 3-2.

RISPy business: In their current six-game playoff losing streak to Eugene, the Hops are an incredible 3-for-57 with runners in scoring position. That's a batting average of .053.

Pinch-Hit History

Through the end of the 2021 season, Hops pinch-hitters are 16-for-92 all-time—a .174 batting average—with no single player collecting more than one pinch-hit. Hillsboro has never had a pinch-hit HR.

Complete list of Hops pinch-hits:

7/02/13: double, Yogey Perez-Ramos, at Eugene
8/30/13: single, Denver Chavez, home vs. Eugene
6/30/14: single, Galli Cribbs Jr., home vs. Everett
7/26/14: single, George Roberts, at Vancouver
7/04/15: single, Luis Veras, at Everett
7/04/15: double, Fernery Ozuna, at Everett
7/19/15: single, Nate Robertson, home vs. Everett
8/19/15: double, Stryker Trahan, at Salem-Keizer
7/16/16: single, Marcus Wilson, home vs. Everett
9/01/16: single, Justin Chibogu, at Spokane
9/05/16: single, Alexis Olmeda, home vs. Eugene
7/14/18: triple, Ryan January, home vs. Tri-City
8/13/18: single, Jorge Perez, at Tri-City
9/06/18: double, Will Gorman, home vs. Eugene
5/14/21: single, Axel Andueza, at Eugene
6/08/21: double, Tristin English, home vs. Tri-City

Pinch-hit results by year:

2013: 2-for-13 with three walks
2014: 2-for-12
2015: 4-for-21 with one walk
2016: 3-for-15 with a walk and a hit batter
2017: 0-for-5 with three walks
2018: 3-for-15 with two walks and a sacrifice bunt
2019: 0-for-4
2021: 2-for-7

Back-To-Back Jacks

The Hops have had back-to-back home runs 11 times in their seven-year history:

8/02/14: **Steve Nyisztor** and **Kevin Cron**, at Spokane
8/16/14: **Stryker Trahan** and **Jordan Parr**, at Eugene
8/16/15: **Trevor Mitsui** and **Stryker Trahan**, home vs. Vancouver
8/17/15: **Josh Anderson** and **Trevor Mitsui**, at Salem-Keizer
8/28/16: **Josh Anderson** (grand slam) & **Luke Lowery**, hm vs. Boi
6/15/17: **Billy Endris** and **Eudy Ramos**, at Everett
7/02/18: **Francis Martinez** and **Ryan Tufts**, home vs. Spokane
7/15/18: **Jake McCarthy** and **Francis Martinez**, home vs. Tri-City
8/19/18: **Jorge Perez** and **Zack Jones**, at Salem-Keizer
8/29/18: **Andy Yerzy** and **Francis Martinez**, at Boise
8/28/21: **Blaze Alexander** and **Tristin English**, home vs. Vanc.

-- Twice the Hops have had three home runs in an inning (though never three in a row): August 2nd, 2014 when Steve Nyisztor, Kevin Cron and Pedro Ruiz all went yard in the top of the first inning at Everett; and August 19, 2018 when Jorge Perez, Zack Jones and Andy Yerzy all went deep in the top of the 7th at Salem-Keizer

-- When Billy Endris and Eudy Ramos hit back-to-back home runs at Everett on June 15, 2017, they came in the top of the first inning on Opening Night. Endris and Ramos were the second and third batters of the entire season. It would be the only time all year the Hops went back-to-back.

Four- and Five-Hit Games

A Hops player has had at least four hits in a game on 41 separate occasions, including six five-hit games. (By contrast, no opposing player has ever had five hits in a game against the Hops.)

6/05/13, 4x4, **Yogey Perez-Ramos** at Salem-Keizer
8/09/13, 4x5, **Randy McCurry** home vs. Tri-City
8/09/13, 4x5, **George Roberts** home vs. Tri-City
8/17/13, 4x6, **Ryan Gebhardt** at Spokane

6/26/14, 4x5, **Todd Glaesmann** at Boise
6/26/14, 4x5, **Elvin Soto** at Boise
6/30/14, 4x5, **Elvin Soto (2)** home vs. Everett
7/10/14, **5x5, Steve Nyisztor** at Boise
8/03/14, 4x5, **Steve Nyisztor (2)** at Spokane

6/23/15, 4x5, **Zach Nehrir** home vs. Salem-Keizer
6/24/15, 4x4, **Zach Nehrir (2)** home vs. Salem-Keizer
7/05/15, 4x6, **Gerard Hernandez** at Everett
8/19/15, 4x5, **Luis Veras** at Salem-Keizer
9/01/15, 4x5, **Stephen Dezzi** at Boise
9/03/15, **5x6, Dansby Swanson** at Boise

7/29/16, 4x4, **Luke Lowery** home vs. Salem-Keizer
8/04/16, **5x5, Ramon Hernandez** at Evt (solo HR, grand slam, 6 RBIs)
8/04/16, 4x5, **Luke Lowery (2)** at Everett
8/07/16, **5x5, Luke Lowery (3)** at Everett (w/5 RBIs)
8/19/16, 4x5, **Mark Karaviotis** at Salem-Keizer

7/05/17, **5x6, Daulton Varsho** at Salem-Keizer, (w/5 RBIs)
7/05/17, 4x6, **Yan Sanchez** at Salem-Keizer (hit for cycle)
7/05/17, 4x5, **Pavin Smith** at Salem-Keizer
7/09/17, 4x5, **Camden Duzenack** at Spokane
7/17/17, 4x5, **Daulton Varsho (2)** at Vancouver (w/5 RBIs)
7/18/17, 4x6, **Eudy Ramos** at Vancouver
7/18/17, **5x5, Pavin Smith (2)** at Vancouver
7/20/17, 4x5, **Pavin Smith (3)** home vs. Spokane
7/27/17, 4x5, **Yan Sanchez (2)** at Boise
7/28/17, 4x5, **Eudy Ramos (2)** at Eugene
8/18/17, 4x5, **Camden Duzenack (2)** home vs. Eugene

7/06/18, 4x4, **Andy Yerzy** at Salem-Keizer
7/11/18, 4x5, **Ryan Dobson** home vs. Tri-City
7/13/18, 4x5, **Tra Holmes** home vs. Tri-City
7/30/18, 4x4, **Will Gorman** at Spokane
8/19/18, 4x5, **Andy Yerzy (2)** at Salem-Keizer

7/02/19, 4x5, **Steven Leyton** at Vancouver
7/12/19, 4x4, **Kristian Robinson** at Boise

7/16/21, 4x4, **Cam Coursey** home vs. Vancouver
8/22/21, 4x5, **Jorge Barrosa** at Spokane (G1 of doubleheader)
8/25/21, 4x5, **Ronny Simon** home vs. Vancouver

Notes:

-- Luke Lowery and Pavin Smith have the most 4+ hit games with three each; others with two occurrences are Camden Duzenack, Zach Nehrir, Steve Nyisztor, Eudy Ramos, Yan Sanchez, Elvin Soto, Daulton Varsho and Andy Yerzy

-- Zach Nehrir had four hits in back-to-back games—the first two home games of the 2015 season.

-- Dansby Swanson was 5-for-5 when he came to bat in the top of the 9th inning on 9/3/15 at Boise, with a chance to tie the NWL record of six hits in a game. Alas, he struck out in his final at-bat.

Year-By-Year Northwest League Standings and Leaders

2013				
●●●●●●● FIRST HALF ●●●●●●●				
SOUTH	W	L	PCT	GB
Salem-Keizer (SF)*	23	15	.605	---
Boise (CHC)	21	17	.553	2.0
Eugene (SD)	13	25	.342	10.0
Hillsboro (AZ)	11	27	.289	12.0
NORTH	W	L	PCT	GB
Everett (SEA)*	23	15	.605	---
Vancouver (TOR)	22	16	.579	1.0
Spokane (TEX)	20	18	.526	3.0
Tri-City (COL)	19	19	.500	4.0
●●●●●●● SECOND HALF ●●●●●●●				
SOUTH	W	L	PCT	GB
Salem-Keizer (SF)*	24	14	.632	---
Hillsboro (AZ)	23	15	.605	1.0
Boise (CHC)	20	18	.526	4.0
Eugene (SD)	14	24	.368	10.0
NORTH	W	L	PCT	GB
Everett (SEA)*	21	17	.553	---
Spokane (TEX)	18	20	.474	3.0
Vancouver (TOR)	17	21	.447	4.0
Tri-City (COL)	15	23	.395	6.0
●●●●●●● OVERALL ●●●●●●●				
SOUTH	W	L	PCT	GB
Salem-Keizer (SF)	47	29	.618	---
Boise (CHC)	41	35	.539	6.0
Hillsboro (AZ)	34	42	.447	13.0
Eugene (SD)	27	49	.355	20.0
NORTH	W	L	PCT	GB
Everett (SEA)	44	32	.579	---
Vancouver (TOR)	39	37	.513	5.0
Spokane (TEX)	38	38	.500	6.0
Tri-City (COL)	34	42	.447	10.0
●●●●●●● POSTSEASON ●●●●●●●				
South Division Series: Boise over Salem-Keizer, 2 games to 0				
North Division Series: Vancouver over Everett, 2 games to 0				
Northwest League Championship Series: Vancouver over Boise, 2 games to 1				
●●●●●●● LEADERS ●●●●●●●				
AVG: .355, Kevin Encarnacion, Boise				
HITS: 82, Yogey Perez-Ramos, Hillsboro				
HR: 9, L.B. Dantzler, Vancouver				
RBIs: 48, Yasiel Balaguert, Boise				
SB: 23, Ian Parmley, Vancouver				
WINS: 9, Drew Leenhouts, Salem-Keizer				
ERA: 2.13, Kelvin Vasquez, Spokane				
SAVES: 15, Trent Daniel, Tri-City				
Ks: 78, Chris Johnson, Salem-Keizer				

* = won first- or second-half pennant

2014				
●●●●●●● FIRST HALF ●●●●●●●				
SOUTH	W	L	PCT	GB
Hillsboro (AZ)*	22	16	.579	---
Boise (CHC)	22	16	.579	---
Salem-Keizer (SF)	18	20	.474	4.0
Eugene (SD)	15	23	.395	7.0
NORTH	W	L	PCT	GB
Spokane (TEX)*	25	13	.658	---
Vancouver (TOR)	25	13	.658	---
Tri-City (COL)	14	24	.368	11.0
Everett (SEA)	11	27	.289	14.0
●●●●●●● SECOND HALF ●●●●●●●				
SOUTH	W	L	PCT	GB
Hillsboro (AZ)*	26	12	.684	---
Salem-Keizer (SF)	20	18	.526	6.0
Boise (CHC)	19	19	.500	7.0
Eugene (SD)	15	23	.395	11.0
NORTH	W	L	PCT	GB
Vancouver (TOR)*	21	17	.553	---
Tri-City (COL)	19	19	.500	2.0
Everett (SEA)	17	21	.447	4.0
Spokane (TEX)	15	23	.395	6.0
●●●●●●● OVERALL ●●●●●●●				
SOUTH	W	L	PCT	GB
Hillsboro (AZ)	48	28	.632	---
Boise (CHC)	41	35	.539	7.0
Salem-Keizer (SF)	38	38	.500	10.0
Eugene (SD)	30	46	.395	18.0
NORTH	W	L	PCT	GB
Vancouver (TOR)	46	30	.605	---
Spokane (TEX)	40	36	.526	6.0
Tri-City (COL)	33	43	.434	13.0
Everett (SEA)	28	48	.368	18.0
●●●●●●● POSTSEASON ●●●●●●●				
South Division Series: Hillsboro over Boise, 2 games to 0				
North Division Series: Vancouver over Spokane, 2 games to 0				
Northwest League Championship Series: Hillsboro over Vancouver, 2 games to 0				
●●●●●●● LEADERS ●●●●●●●				
AVG: .335, Eduard Pinto, Spokane				
HITS: 90, Franklyn Barreto, Vancouver				
HR: 11 (tie), Ryan McBroom, Vancouver and Luke Tandler, Spokane				
RBIs: 61, Franklyn Barreto, Vancouver				
SB: 48, Roemon Fields, Vancouver				
WINS: 7 (tie), Jason Forjet, Salem-Keizer and Michael Kelly, Eugene				
ERA: 1.77, Jairo Labourt, Vancouver				
SAVES: 14 (tie), Zac Curtis, Hillsboro and Eury Sanchez, Salem-Keizer				
Ks: 87, Jason Forjet, Salem-Keizer				

2015				
●●●●●●● FIRST HALF ●●●●●●●				
SOUTH	W	L	PCT	GB
Hillsboro (AZ)*	22	16	.579	---
Salem-Keizer (SF)	20	18	.526	2.0
Eugene (CHC)	17	21	.447	5.0
Boise (COL)	14	24	.368	8.0
NORTH	W	L	PCT	GB
Tri-City (SD)*	22	16	.579	---
Everett (SEA)	22	16	.579	---
Spokane (TEX)	19	19	.500	3.0
Vancouver (TOR)	16	22	.421	6.0
●●●●●●● SECOND HALF ●●●●●●●				
SOUTH	W	L	PCT	GB
Hillsboro (AZ)*	23	15	.605	---
Eugene (CHC)	21	17	.553	2.0
Salem-Keizer (SF)	19	19	.500	4.0
Boise (COL)	16	22	.421	7.0
NORTH	W	L	PCT	GB
Everett (SEA)*	20	18	.526	---
Tri-City (SD)	20	18	.526	---
Vancouver (TOR)	18	20	.474	2.0
Spokane (TEX)	15	23	.395	5.0
●●●●●●● OVERALL ●●●●●●●				
SOUTH	W	L	PCT	GB
Hillsboro (AZ)	45	31	.592	---
Salem-Keizer (SF)	39	37	.513	6.0
Eugene (CHC)	38	38	.500	7.0
Boise (COL)	30	46	.395	15.0
NORTH	W	L	PCT	GB
Everett (SEA)	42	34	.553	---
Tri-City (SD)	42	34	.553	---
Spokane (TEX)	34	42	.447	8.0
Vancouver (TOR)	34	42	.447	8.0
●●●●●●● POSTSEASON ●●●●●●●				
South Division Series: Hillsboro over Salem-Keizer, 2 games to 1				
North Division Series: Tri-City over Everett, 2 games to 0				
Northwest League Championship Series: Hillsboro over Tri-City, 2 games to 1				
●●●●●●● LEADERS ●●●●●●●				
AVG: .358, Drew Jackson, Everett				
HITS: 88, Miguel Gomez, Salem-Keizer				
HR: 12, Chris Shaw, Salem-Keizer				
RBIs: 52, Miguel Gomez, Salem-Keizer				
SB: 47, Drew Jackson, Everett				
WINS: 7 (tie), Jared Miller, Hillsboro and Drew Leenhouts, Salem-Keizer				
ERA: 2.32, Carlos Hernandez, Hillsboro				
SAVES: 10, Andrew Case, Vancouver				
Ks: 93, Carlos Hernandez, Hillsboro				

2016

●●●●●●● FIRST HALF ●●●●●●●

SOUTH	W	L	PCT	GB
Eugene (CHC)*	28	10	.737	---
Hillsboro (AZ)	19	19	.500	9.0
Salem-Keizer (SF)	17	21	.447	11.0
Boise (COL)	16	22	.421	12.0
NORTH	W	L	PCT	GB
Spokane (TEX)*	19	19	.500	---
Tri-City (SD)	19	19	.500	---
Everett (SEA)	18	20	.474	1.0
Vancouver (TOR)	16	22	.421	3.0

●●●●●●● SECOND HALF ●●●●●●●

SOUTH	W	L	PCT	GB
Eugene (CHC)*	26	12	.684	---
Hillsboro (AZ)	23	14	.622	2.5
Boise (COL)	17	21	.447	9.0
Salem-Keizer (SF)	15	21	.417	10.0
NORTH	W	L	PCT	GB
Everett (SEA)*	27	11	.711	---
Tri-City (SD)	15	23	.395	12.0
Vancouver (TOR)	13	23	.361	13.0
Spokane (TEX)	13	24	.351	13.5

●●●●●●● OVERALL ●●●●●●●

SOUTH	W	L	PCT	GB
Eugene (CHC)	54	22	.711	---
Hillsboro (AZ)	42	33	.560	11.5
Boise (COL)	33	43	.434	21.0
Salem-Keizer (SF)	32	42	.432	21.0
NORTH	W	L	PCT	GB
Everett (SEA)	45	31	.592	---
Tri-City (SD)	34	42	.447	11.0
Spokane (TEX)	32	43	.427	12.5
Vancouver (TOR)	29	45	.392	15.0

●●●●●●● POSTSEASON ●●●●●●●

South Division Series:
Eugene over Hillsboro, 2 games to 1

North Division Series:
Everett over Spokane, 2 games to 0

Northwest League Championship Series:
Eugene over Everett, 2 games to 1

●●●●●●● LEADERS ●●●●●●●

AVG: .362, Eric Filia, Everett
HITS: 89, Eric Filia, Everett
HR: 10, Gio Brusa, Salem-Keizer
RBIs: 46 (tie), Kristian Brito, Everett and Eric Filia, Everett
SB: 36, Garrett Hampson, Boise
WINS: 7, Anfernee Benitez, Hillsboro
ERA: 2.84, Patrick Murphy, Vancouver
SAVES: 13, Julian Fernandez, Boise
Ks: 77, Will Headean, Tri-City

2017

●●●●●●● FIRST HALF ●●●●●●●

SOUTH	W	L	PCT	GB
Hillsboro (AZ)*	22	16	.579	---
Eugene (CHC)	21	17	.553	1.0
Boise (COL)	19	19	.500	3.0
Salem-Keizer (SF)	16	22	.421	6.0
NORTH	W	L	PCT	GB
Vancouver (TOR)*	21	17	.553	---
Tri-City (SD)	20	18	.526	1.0
Everett (SEA)	17	21	.447	4.0
Spokane (TEX)	16	22	.421	5.0

●●●●●●● SECOND HALF ●●●●●●●

SOUTH	W	L	PCT	GB
Hillsboro (AZ)*	19	19	.500	---
Boise (COL)	18	20	.474	1.0
Eugene (CHC)	18	20	.474	1.0
Salem-Keizer (SF)	13	25	.342	6.0
NORTH	W	L	PCT	GB
Spokane (TEX)*	23	15	.605	---
Vancouver (TOR)	22	16	.579	1.0
Tri-City (SD)	20	18	.526	3.0
Everett (SEA)	19	19	.500	4.0

●●●●●●● OVERALL ●●●●●●●

SOUTH	W	L	PCT	GB
Hillsboro (AZ)	41	35	.539	---
Eugene (CHC)	39	37	.513	2.0
Boise (COL)	37	39	.487	4.0
Salem-Keizer (SF)	29	47	.382	12.0
NORTH	W	L	PCT	GB
Vancouver (TOR)	43	33	.566	---
Tri-City (SD)	40	36	.526	3.0
Spokane (TEX)	39	37	.513	4.0
Everett (SEA)	36	40	.474	7.0

●●●●●●● POSTSEASON ●●●●●●●

South Division Series:
Eugene over Hillsboro, 2 games to 0

North Division Series:
Vancouver over Spokane, 2 games to 0

Northwest League Championship Series:
Vancouver over Eugene, 3 games to 1

●●●●●●● LEADERS ●●●●●●●

AVG: .342, Logan Baldwin, Salem-Keizer
HITS: 87, Eugene Helder, Everett
HR: 12, Curtis Terry, Spokane
RBIs: 65, Ryan Kirby, Salem-Keizer
SB: 37, Steven Linkous, Boise
WINS: 7 (tie), Michael Suarez, Everett and Andres Torres, Everett
ERA: 2.60, Ben Sheckler, Tri-City
SAVES: 13, William Ouellette, Vancouver
Ks: 87, Cole Ragans, Spokane

2018

●●●●●●● FIRST HALF ●●●●●●●

SOUTH	W	L	PCT	GB
Hillsboro (AZ)*	24	14	.632	---
Boise (COL)	21	17	.553	3.0
Salem-Keizer (SF)	20	18	.526	4.0
Eugene (CHC)	14	24	.368	10.0
NORTH	W	L	PCT	GB
Everett (SEA)*	20	18	.526	---
Vancouver (TOR)	19	19	.500	1.0
Tri-City (SD)	18	20	.474	2.0
Spokane (TEX)	16	22	.421	4.0

●●●●●●● SECOND HALF ●●●●●●●

SOUTH	W	L	PCT	GB
Hillsboro (AZ)*	27	11	.711	---
Eugene (CHC)	17	21	.447	10.0
Salem-Keizer (SF)	16	22	.421	11.0
Boise (COL)	14	24	.368	13.0
NORTH	W	L	PCT	GB
Spokane (TEX)*	22	16	.579	---
Vancouver (TOR)	21	17	.553	1.0
Everett (SEA)	18	20	.474	4.0
Tri-City (SD)	17	21	.447	5.0

●●●●●●● OVERALL ●●●●●●●

SOUTH	W	L	PCT	GB
Hillsboro (AZ)	51	25	.671	---
Salem-Keizer (SF)	36	40	.474	15.0
Boise (COL)	35	41	.461	16.0
Eugene (CHC)	31	45	.408	20.0
NORTH	W	L	PCT	GB
Vancouver (TOR)	40	36	.526	---
Everett (SEA)	38	38	.500	2.0
Spokane (TEX)	38	38	.500	2.0
Tri-City (SD)	35	41	.461	5.0

●●●●●●● POSTSEASON ●●●●●●●

South Division Series:
Eugene over Hillsboro, 2 games to 0

North Division Series:
Spokane over Everett, 2 games to 1

Northwest League Championship Series:
Eugene over Spokane, 3 games to 0

●●●●●●● LEADERS ●●●●●●●

AVG: .366, Diosbel Arias, Spokane
HITS: 88, Kyle McPherson, Salem-Keizer
HR: 15, Curtis Terry, Spokane
RBIs: 60, Curtis Terry, Spokane
SB: 28 (tie), Fernando Kelli, Eugene and Tanner Kirwer, Vancouver
WINS: 7, Will McAffer, Vancouver
ERA: 2.54, Faustino Carrera, Eugene
SAVES: 12 (tie), Emmanuel Clase, Spokane and Jesus Tona, Salem-Keizer
Ks: 79, Seth Nordlin, Spokane

2019

●●●●●●●● FIRST HALF ●●●●●●●●

SOUTH	W	L	PCT	GB
Salem-Keizer (SF)*	26	12	.684	---
Hillsboro (AZ)	24	14	.632	2.0
Eugene (CHC)	16	22	.421	10.0
Boise (COL)	15	23	.395	11.0
NORTH	W	L	PCT	GB
Spokane (TEX)*	22	16	.579	---
Everett (SEA)	18	20	.474	4.0
Tri-City (SD)	16	22	.421	6.0
Vancouver (TOR)	15	23	.395	7.0

●●●●●●●● SECOND HALF ●●●●●●●●

SOUTH	W	L	PCT	GB
Hillsboro (AZ)*	24	14	.632	---
Salem-Keizer (SF)	20	18	.526	4.0
Eugene (CHC)	17	21	.447	7.0
Boise (COL)	12	26	.316	12.0
NORTH	W	L	PCT	GB
Spokane (TEX)*	23	15	.605	---
Tri-City (SD)	22	16	.579	1.0
Everett (SEA)	19	19	.500	4.0
Vancouver (TOR)	15	23	.395	8.0

●●●●●●●● OVERALL ●●●●●●●●

SOUTH	W	L	PCT	GB
Hillsboro (AZ)	48	28	.632	---
Salem-Keizer (SF)	46	26	.605	2.0
Eugene (CHC)	33	43	.434	15.0
Boise (COL)	27	49	.355	21.0
NORTH	W	L	PCT	GB
Spokane (TEX)	45	31	.592	---
Tri-City (SD)	38	38	.500	7.0
Everett (SEA)	37	39	.487	8.0
Vancouver (TOR)	30	46	.395	15.0

●●●●●●●● POSTSEASON ●●●●●●●●

South Division Series:
Hillsboro over Salem-Keizer, 2 games to 0

North Division Series:
 Tri-City over Spokane, 2 games to 1

Northwest League Championship Series:
Hillsboro over Tri-City, 3 games to 2

●●●●●●●● LEADERS ●●●●●●●●

AVG: .335, Blaine Crim, Spokane
HITS: 72, Edmond American, Eugene
HR: 14, Franklin Labour, Salem-Keizer
RBIs: 45, Blaine Crim, Spokane
SB: 26, Reinaldo Ibarra, Tri-City
WINS: 8, Deyni Olivero, Hillsboro
ERA: 2.09, Deyni Olivero, Hillsboro
SAVES: 12, Jacob Wallace, Boise
Ks: 72, Luis Frias, Hillsboro

2021

In 2021, the league transitioned to a long-season league. No split-season format was used, though it will return in 2022.

When two teams—Boise and Salem-Keizer—were eliminated from the league in 2020, divisions were also scrapped.

●●●●●●●● OVERALL ●●●●●●●●

	W	L	PCT	GB
Eugene (SF)	69	50	.580	---
Spokane (COL)	67	49	.578	0.5
Everett (SEA)	61	56	.521	7.0
Hillsboro (AZ)	52	60	.464	13.5
Vancouver (TOR)	55	64	.462	14.0
Tri-City (LAA)	43	68	.387	22.0

●●●●●●●● POSTSEASON ●●●●●●●●

Championship Series:
 Eugene over Spokane, 3 games to 1

●●●●●●●● LEADERS ●●●●●●●●

AVG: .336, Ismael Munguia, Eugene
HITS: 113 (tie), Spencer Horwitz and Tanner Morris, Vancouver
HR: 20, Cade Marlowe, Everett
RBIs: 77, Cade Marlowe, Everett
SB: 33, Nick Dalesandro, Hillsboro
WINS: 10 (tie), Chris McMahon, Spokane and Travis Perry, Eugene
ERA: 4.17, Chris McMahon, Spokane
SAVES: 17, Chris Wright, Eugene
Ks: 142, Kai-Wei Teng, Eugene

RESULTS BY CATEGORY 2013-21

Regular Season	2013	2014	2015	2016	2017	2018	2019	2021	All-Time
Overall	34-42	48-28	45-31	42-33	41-35	51-25	48-28	52-60	361-282
1st Half	11-27	22-16	22-16	19-19	22-16	24-14	24-14	24-34	168-156
2nd Half	23-15	26-12	23-15	23-14	19-19	27-11	24-14	28-26	193-126
Home (all gms in home park)	16-22	23-15	24-14	26-12	20-18	26-12	28-10	40-33	202-136
Road	18-20	25-13	21-17	16-21	21-17	25-13	20-18	12-27	159-146
Day	5-5	9-3	6-7	7-5	9-5	7-5	11-1	5-13	59-44
Night	29-37	39-25	39-24	35-28	32-30	44-20	37-27	47-47	302-238
vs. LHSP	9-7	15-5	10-10	15-9	14-13	13-7	12-4	9-14	97-69
vs. RHSP	25-35	33-23	35-21	27-24	27-20	38-18	36-24	43-46	264-213
Current Streak								Lost 1	
Longest W Streak	7	8	6	6	7	9	7	6	9
Longest L Streak	6	3	4	3	4	3	3	8	8
Extra Innings	7-3	6-1	4-3	1-2	2-2	8-3	3-1	0-6	31-21
DH (swept/got swept/split)	0-0-2	0-0-1	0-0-0	0-0-0	0-0-0	0-0-0	0-0-0	1-2-1	1-2-4
Shutouts	7-9	6-1	11-4	5-7	7-3	6-4	11-5	4-3	57-37
1-Run Games	13-14	18-10	21-6	10-5	9-9	22-7	11-8	10-20	114-79
2-Run Games	5-7	9-2	4-6	4-5	7-9	9-8	6-9	12-10	56-56
3-Run Games	4-6	6-6	6-6	8-5	4-4	9-3	6-7	12-8	56-45
4+ Run Games	12-15	14-10	14-13	20-18	21-13	11-7	25-4	18-22	135-102
Home vs. Eugene	3-3	4-2	4-2	4-2	3-3	4-2	6-0	11-9	39-23
Home vs. Everett	2-3	4-1	2-3	3-2	4-1	4-1	4-0	2-4	25-15
Home vs. Spokane	3-2	4-1	4-1	5-0	2-3	5-0	0-3	3-3	26-13
Home vs. Tri-City	4-1	2-3	3-2	3-2	2-3	4-1	2-1	7-5	27-18
Home vs. Vancouver	2-3	2-3	3-2	2-3	2-3	2-3	3-1	17-12	33-30
<i>Home vs. Boise</i>	1-5	4-2	3-3	4-2	4-2	3-3	6-3	----	25-20
<i>Home vs. Salem-Keizer</i>	1-5	3-3	5-1	5-1	3-3	4-2	7-2	----	28-17
At Eugene	4-2	5-1	4-2	3-3	1-5	4-2	6-3	4-12	31-30
At Everett	1-4	4-1	3-2	3-2	3-2	3-2	1-2	3-2	21-17
At Spokane	4-1	4-1	2-3	1-3	2-3	3-2	2-2	0-6	18-21
At Tri-City	1-4	3-2	2-3	3-2	1-4	4-1	2-2	5-7	21-25
At Vancouver	2-3	3-2	2-3	1-4	5-0	2-3	3-0	0-0	18-15
<i>At Boise</i>	4-2	3-3	4-2	3-3	4-2	4-2	5-4	----	27-18
<i>At Salem-Keizer</i>	2-4	3-3	4-2	2-4	5-1	5-1	1-5	----	22-20
Total vs. Eugene	7-5	9-3	8-4	7-5	4-8	8-4	12-3	15-21	70-53
Total vs. Everett	3-7	8-2	5-5	6-4	7-3	7-3	5-2	5-6	46-32
Total vs. Spokane	7-3	8-2	6-4	6-3	4-6	8-2	2-5	3-9	44-34
Total vs. Tri-City	5-5	5-5	5-5	6-4	3-7	8-2	4-3	12-12	48-43
Total vs. Vancouver	4-6	5-5	5-5	3-7	7-3	4-6	6-1	17-12	51-45
<i>Total vs. Boise</i>	5-7	7-5	7-5	7-5	8-4	7-5	11-7	----	52-38
<i>Total vs. Salem-Keizer</i>	3-9	6-6	9-3	7-5	8-4	9-3	8-7	----	50-37
May	----	----	----	----	----	----	----	10-14	10-14
June	4-13	11-7	7-6	6-8	8-8	10-6	11-6	9-15	66-69
July	12-18	18-12	17-13	17-13	18-11	19-11	19-11	15-13	135-102
August	16-11	18-9	16-11	16-11	14-14	20-7	17-10	11-15	128-88
September	2-0	1-0	5-1	3-1	1-2	2-1	1-1	7-3	22-9
Postseason	2013	2014	2015	2016	2017	2018	2019	2021	All-Time
Overall	0-0	4-0	4-2	1-2	0-2	0-2	5-2	0-0	14-10
Total vs. Eugene	0-0	0-0	0-0	1-2	0-2	0-2	0-0	0-0	1-6
Total vs. Everett	0-0	0-0	0-0	0-0	0-0	0-0	0-0	0-0	0-0
Total vs. Spokane	0-0	0-0	0-0	0-0	0-0	0-0	0-0	0-0	0-0
Total vs. Tri-City	0-0	0-0	2-1	0-0	0-0	0-0	3-2	0-0	5-3
Total vs. Vancouver	0-0	2-0	0-0	0-0	0-0	0-0	0-0	0-0	2-0
<i>Total vs. Boise</i>	0-0	2-0	0-0	0-0	0-0	0-0	0-0	----	2-0
<i>Total vs. Salem-Keizer</i>	0-0	0-0	2-1	0-0	0-0	0-0	2-0	----	4-1

8/1/17: Hops Host NWL-Pioneer League All-Star Game



16 cities & 14 MLB organizations represented in multi-day celebration of professional baseball

On August 1st, 2017, the Hillsboro Hops set the standard as host of the annual Northwest League-Pioneer League All-Star Game, the midsummer classic featuring the best players from the two leagues.

- The game capped a multi-day celebration that included a fan-fest and a home run derby won by Boise's Daniel Jipping, who beat Idaho Falls' Robby Rinn in the final.
- ESPN's Neil Everett served as on-field announcer for the home run derby.
- The Northwest League won the All-Star Game 5-4. After trailing 4-0, the NWL came from behind.
- All nine runs were scored in two half-innings—the Pioneer League plated four runs in the top of the second, and the NWL responded with five in the bottom of the fifth. The tying and go-ahead runs came home on bases-loaded walks drawn by **Daulton Varsho** of the Hops and Steven Linkous of the Boise Hawks.
- Luis Asuncion of Tri-City (in the Padres organization) was named the game's Most Valuable Player in a tough decision—no single NWL player had more than one hit, run scored or RBI. Asuncion, who drove home the first run of the fifth inning with an opposite-field double, had the NWL's only extra-base hit.
- Six Hops appeared in the game, more than any other club: third baseman **Eudy Ramos** and first baseman **Pavin Smith** were starters, while shortstop **Camden Duzenack** and catcher **Daulton Varsho** entered in the bottom of the fifth; and pitchers **Riley Smith** and **Erbert Gonzalez** pitched in relief. Pitcher **Tyler Keele** was selected and in uniform, but did not pitch. Hops manager **Shawn Roof**, and coaches **Mike Parrott**, **Franklin Stubbs**, **Jorge Cortes** and **Ben Petrick** served as the NWL coaching staff.
- Idaho Falls (Royals organization) had the second-most players appear in the game, with five.

	1	2	3	4	5	6	7	8	9	R	H	E
Pioneer League	0	4	0	0	0	0	0	0	0	4	8	0
Northwest League	0	0	0	0	5	0	0	0	x	5	8	0

Pioneer League	Pos	Club	Parent Club	AB	R	H	RBI	BB	SO
Shael Mendoza	2B	Grand Junction	Rockies	3	1	1	0	0	2
Keshawn Lynch	2B	Missoula	Diamondbacks	2	0	0	0	0	1
Amalani Fukofuka	CF	Idaho Falls	Royals	2	0	1	1	0	1
Miles Gordon	CF	Billings	Reds	1	0	1	0	0	0
Luis Paz	DH	Ogden	Dodgers	4	0	0	0	0	1
Darrell Miller	C	Idaho Falls	Royals	2	0	0	0	0	1
Dominic Miroglio	ph/C	Missoula	Diamondbacks	1	0	0	0	0	1
Ryan Vega	RF	Orem	Angels	2	0	0	0	0	0
Craig Dedelow	ph/RF	Great Falls	White Sox	2	0	0	0	0	0
Robby Rinn	1B	Idaho Falls	Royals	4	1	1	0	0	1
Starling Heredia	LF	Ogden	Dodgers	2	0	0	0	0	2
Gabriel Maciel	LF	Missoula	Diamondbacks	1	0	0	0	1	0
Ryan Vilade	SS	Grand Junction	Rockies	2	1	1	0	0	0
Leonardo Rivas	SS	Orem	Angels	2	0	1	0	0	1
Dallas Carroll	3B	Helena	Brewers	2	1	1	2	0	0
Anthony Villa	3B	Great Falls	White Sox	1	0	1	0	1	0

Northwest League	Pos	Club	Parent Club	AB	R	H	RBI	BB	SO
Maique Ziegler	CF	Salem-Keizer	Giants	2	0	0	0	0	0
Luis Asuncion	RF	Tri-City	Padres	3	1	1	1	0	1
Manuel Geraldo	SS/3B	Salem-Keizer	Giants	3	0	1	0	0	1
Cam Duzenack	ph/SS	Hillsboro	Diamondbacks	2	1	1	1	0	0
Eudy Ramos	3B	Hillsboro	Diamondbacks	3	0	1	0	0	0
Pavin Smith	1B	Hillsboro	Diamondbacks	2	0	1	0	0	0
Gustavo Polanco	ph/1B	Eugene	Cubs	2	0	0	0	0	0
Ryan Kirby	DH	Salem-Keizer	Giants	2	0	0	0	0	0
David Banuelos	ph/DH	Everett	Mariners	2	1	1	1	0	1
Daniel Jipping	RF	Boise	Rockies	1	1	0	0	2	0
Tyler Ratliff	ph/LF	Spokane	Rangers	1	1	1	0	1	0
Riley Adams	C	Vancouver	Blue Jays	1	0	1	0	1	0
Daulton Varsho	ph/C	Hillsboro	Diamondbacks	1	0	0	1	1	0
Steven Linkous	LF/CF	Boise	Rockies	3	0	0	1	1	0
Joseph Rosa	2B	Everett	Mariners	3	1	0	0	1	1

PIONEER LEAGUE BATTING:
2B: Villa **3B:** Gordon **GIDP:** Dedelow
Team RISP: 3-for-9 **Team LOB:** 6

NORTHWEST LEAGUE BATTING:
2B: Asuncion **GIDP:** Polanco
Team RISP: 2-for-11 **Team LOB:** 9

PIONEER LEAGUE BASERUNNING:
SB: Mendoza 2, Fukofuka 2
CS: Maciel (2nd base by Pascual/Varsho)

NORTHWEST LEAGUE BASERUNNING:
SB: Geraldo

PIONEER LEAGUE FIELDING:
PB: Miller **DP:** 1

NORTHWEST LEAGUE FIELDING:
DP: 2

PITCHING:

Pioneer League	R/L	Club	Parent Club	IP	H	R	ER	BB	SO	HR
Elvin Rodriguez	R	Orem	Angels	1.0	1	0	0	0	0	0
Nelson Hernandez	R	Helena	Brewers	1.0	1	0	0	1	0	0
Chris Rodriguez	R	Orem	Angels	1.0	0	0	0	0	1	0
Jansel Lara	R	Idaho Falls	Royals	1.0	1	0	0	1	0	0
Holden Capps	L	Idaho Falls	Royals	0.2	4	4	4	1	0	0
Moises Nova	R	Billings	Reds	0.0	0	1	1	4	0	0
Abraham Almonte	R	Missoula	Diamondbacks	0.1	0	0	0	0	1	0
Packy Naughton	L	Billings	Reds	1.0	0	0	0	0	1	0
James Carter	R	Ogden	Dodgers	1.0	1	0	0	0	1	0
Michael Agis	R	Grand Junc.	Colorado	1.0	0	0	0	0	0	0
Totals				8.0	8	5	5	7	4	0

Northwest League	R/L	Club	Parent Club	IP	H	R	ER	BB	SO	HR
Stetson Woods	R	Salem-Keizer	Giants	1.0	0	0	0	0	2	0
Emmanuel Ramirez	R	Tri-City	Padres	0.2	5	4	4	0	1	0
William Ouellette	R	Vancouver	Blue Jays	0.1	0	0	0	0	1	0
Riley Smith	R	Hillsboro	Diamondbacks	1.0	0	0	0	0	0	0
Andres Torres	R	Everett	Mariners	1.0	0	0	0	0	1	0
Henry Henry	R	Tri-City	Padres	1.0	0	0	0	0	2	0
Jesus Camargo	R	Eugene	Cubs	1.0	0	0	0	0	1	0
Orlando Pascual	R	Vancouver	Blue Jays	1.0	1	0	0	1	2	0
Luis Aquino	R	Eugene	Cubs	1.0	1	0	0	0	0	0
Erbert Gonzalez	R	Hillsboro	Diamondbacks	0.2	0	0	0	0	1	0
Joe Galindo	R	Tri-City	Padres	0.1	1	0	0	1	0	0
Totals				9.0	8	4	4	2	11	0

Nova pitched to 4 batters in 5th
Win: Henry **Loss:** Nova **Save:** Galindo
WP: Lara 2, Ramirez 1 **HBP:** Fukofuka (by Woods), Miroglio (by Aquino)
Inherited runners scored: Ouellette 1-0, Almonte 3-0, Nova 1-1
Umps: HP: Tanner Moore 1B: Chris Presley-Murphy 2B: Alex Nash 3B: Anthony Warner
Weather: 94 degrees, sunny **Wind:** 11 MPH, out to CF **T:** 3:08 **Att:** 4,024

Career Games Played By Position

Catcher (25): Elvin Soto 75, Andy Yerzy 74, Nick Dalesandro 74, Alexis Olmeda 60, Luke Lowery 40, Daulton Varsho 36, Ryan January 36, Jose Queliz 34, Yosbel Gutierrez 31, Tim Susnara 31, Axel Andueza 25, Lyle Lin 23, Daniel Wasinger 22, Stryker Trahan 21, Nate Irving 20, Tyler Baker 19, Zack Jones 12, B.J. Lopez 11, Grant Nelson 10, Luvin Valbuena 7, Cole Thompson 6, Gavin Stupienski 2, Jose Herrera 2, Carson Kelly 2, Lucas Herbert 1

First Base (38): Andy Yerzy 72, Trevor Mitsui 56, Francis Martinez 53, George Roberts 51, Spencer Brickhouse 49, Justin Chigbogu 42, Pavin Smith 42, Axel Andueza 38, Kevin Cron 27, Bennie Robinson 20, Alexis Olmeda 18, Ryan Tufts 16, Jake Mayers 16, Josh Anderson 16, Ryan Kinsella 15, Tristin English 14, Luis Lara 13, Ramon Hernandez 10, Daniel Palka 10, Nate Robertson 10, Wagner Mateo 9, Eudy Ramos 9, Joe Gillette 9, Kyle Smith 7, David Garza Jr. 6, Luke Lowery 6, Buddy Kennedy 5, Elian Miranda 5, Jordan Parr 5, Dom Canzone 4, Cesar Carrasco 3, Paxton De La Garza 3, Alex King 2, Mark Karaviotis 2, Stephen Dezzi 2, Taylor Ard 2, Eddie Hernandez 1, Galli Cribbs Jr. 1

Second Base (42): Cam Coursey 57, Manny Jefferson 50, Keshawn Lynch 50, Fernery Ozuna 45, Ricky Martinez 36, Pedro Ruiz 33, Galli Cribbs Jr. 31, Ryan Grotjohn 30, Nick Grande 28, John Leonard 28, Steve Nyisztor 21, Sergio Alcantara 20, William Castillo 18, Adam Walton 18, L.T. Tolbert 18, Randy McCurry 17, Leodany Perez 14, Ronny Simon 14, Josh Parr 12, Yan Sanchez 12, Eddie Hernandez 12, Jeff Smith 10, Camden Duzenack 10, Connor Owings 9, Ryan Dobson 9, Steven Leyton 8, Roman Ruiz 8, Denver Chavez 7, Ryan Tufts 7, Jose Cabellero 7, Kevin LaChance 7, Paxton De La Garza 6, Buddy Kennedy 4, Raymel Flores 3, David Garza Jr. 3, Mark Karaviotis 3, Jose Curpa 2, Alexander Hernandez 2, Luis Lara 2, D.J. Burt 1, Mike Freeman 1, Ryan Gebhardt 1

Shortstop (35): Blaze Alexander 86, Ryan Gebhardt 68, Sergio Alcantara 67, Camden Duzenack 47, Justin Gonzalez 36, Mark Karaviotis 35, Steven Leyton 33, Ricky Martinez 33, Geraldo Perdomo 30, Ryan Dobson 24, Dansby Swanson 22, Liover Peguero 18, Yan Sanchez 17, Pedro Ruiz 16, Adam Walton 16, Jose Caballero 15, Galli Cribbs Jr. 15, Nate Robertson 15, Roman Ruiz 11, Manny Jefferson 9, Alex King 7, L.T. Tolbert 7, Josh Parr 6, Domingo Leyba 6, Ronny Simon 6, John Leonard 4, Nick Grande 3, Ryan Grotjohn 3, Paxton De La Garza 2, Raymel Flores 2, Kevin LaChance 2, Steve Nyisztor 1, Fernery Ozuna 1, Keshawn Lynch 1, Mike Freeman 1

Third Base (40): Nate Robertson 82, Tristin English 73, Josh Anderson 65, Joey Rose 53, Drew Ellis 40, Randy McCurry 37, A.J. Vukovich 29, Ricky Martinez 24, Eudy Ramos 23, Cesar Carrasco 21, David Garza Jr. 17, Buddy Kennedy 16, George Roberts 16, Jordan Parr 15, Pedro Ruiz 15, Jose Caballero 13, Ryan Tufts 13, Galli Cribbs Jr. 13, Nic Coffman 12, Ramon Hernandez 12, Adam Walton 9, Jeff Smith 9, Eddie Hernandez 8, Alexander Hernandez 6, Fernery Ozuna 6, Roman Ruiz 6, Jake Mayers 5, Joe Gillette 5, Taylor Ard 5, Justin Gonzalez 4, Luis Lara 4, Cam Coursey 3, Alexis Olmeda 3, Joe Robbins 3, Paxton De La Garza 3, Ryan Grotjohn 3, Keshawn Lynch 2, Kevin Cron 1, Joey Armstrong 1, Yan Sanchez 1

Left Field (50): Grant Heyman 52, Yogey Perez-Ramos 49, Jesus Marriaga 47, Luis Veras 46, Jorge Perez 45, Dan Swain 37, Gerard Hernandez 35, Jordan Parr 31, Eduardo Diaz 30, Leodany Perez 27, Dom Canzone 26, Connor Owings 22, Jason Morozowski 21, Reece Hampton 18, Tra Holmes 18, Ryan Dobson 17, Zach Esquerria 12, Brian Billigen 11, Jake McCarthy 11, Stephen Smith 10, Yan Sanchez 10, David Garza Jr. 9, Stephen Dezzi 9, Billy Endris 7, Joe Gillette 7, Elijah Greene 7, Matt Railey 7, Zach Nehrir 7, Quinnton Mack 6, Ty Linton 6, Chad Oberacker 5, Matt McPherson 5, Luis Silverio 4, Luke Lowery 4, Ryan January 4, Nick Dalesandro 3, Tristin English 3, Kevin Watson Jr. 3, Jeff Smith 2, Keshawn Lynch 2, Yorman Garcia 2, Zach Hoffpauir 2, Ben DeLuzio 1, Jason Heinrich 1, Jorge Barrosa 1, Danny Oriente 1, Nate Robertson 1, Stewart Ijames 1, Todd Glaesmann 1, Will Gorman 1

Center Field (35): Taylor Ratliff 112, Jorge Barrosa 97, Tra Holmes 89, Jake McCarthy 44, Marcus Wilson 41, Ben DeLuzio 28, Zach Nehrir 27, Jordan Parr 22, Kristian Robinson 22, Brian Billigen 21, Jorge Perez 19, Corbin Carroll 18, Dane McFarland 17, Galli Cribbs Jr. 17, Billy Endris 16, Eduardo Diaz 15, Joey Armstrong 12, Leodany Perez 11, Jason Morozowski 9, Jesus Marriaga 7, Jake Peevyhouse 5, Reece Hampton 4, Dom Canzone 3, Gerard Hernandez 3, Stephen Smith 3, Yorman Garcia 3, Anfernee Grier 2, Bryan Araiza 2, Justin Bianco 2, Elijah Greene 2, Chad Oberacker 1, Dan Swain 1, Mike Freeman 1, Todd Glaesmann 1, Zach Hoffpauir 1

Right Field (51): Bryan Araiza 59, Zach Esquerria 50, Luis Veras 42, Stephen Smith 38, Dan Swain 30, Stephen Dezzi 29, Tristin English 28, Jordan Parr 26, Brian Billigen 25, Jorge Perez 25, Leodany Perez 25, Will Gorman 25, Dom Canzone 24, Reece Hampton 20, Jorge Barrosa 19, Steve Nyisztor 19, Kristian Robinson 18, Nick Dalesandro 15, Yorman Garcia 13, Zach Hoffpauir 12, Connor Owings 11, Jesus Marriaga 11, Gerard Hernandez 9, Todd Glaesmann 9, Tra Holmes 9, Jason Morozowski 8, Eduardo Diaz 7, Grant Heyman 7, Ryan January 7, Zach Nehrir 7, Stryker Trahan 6, Yogey Perez-Ramos 6, Max Brown 5, Cam Coursey 5, Elian Miranda 5, Billy Endris 4, Danny Oriente 4, Elijah Greene 3, Luis Silverio 3, Matt Railey 3, Jose Curpa 2, Joe Gillette 2, Justin Bianco 2, Keshawn Lynch 2, Marcus Wilson 2, Joey Armstrong 1, D.J. Burt 1, Stewart Ijames 1, Randy McCurry 1, Luke Lowery 1, Nate Robertson 1

Outfield (70): Jorge Barrosa 117, Tra Holmes 115, Taylor Ratliff 112, Luis Veras 87, Jorge Perez 86, Jordan Parr 75, Dan Swain 66, Jesus Marriaga 64, Leodany Perez 63, Zach Esquerria 62, Bryan Araiza 60, Grant Heyman 59, Yogey Perez-Ramos 55, Jake McCarthy 55, Brian Billigen 54, Dom Canzone 53, Eduardo Diaz 52, Stephen Smith 49, Gerard Hernandez 45, Marcus Wilson 43, Reece Hampton 42, Kristian Robinson 40, Zach Nehrir 39, Stephen Dezzi 37, Jason Morozowski 34, Connor Owings 33, Tristin English 31, Ben DeLuzio 29, Billy Endris 26, Will Gorman 26, Steve Nyisztor 19, Corbin Carroll 18, Nick Dalesandro 18, Yorman Garcia 18, Dane McFarland 17, Galli Cribbs Jr. 17, Ryan Dobson 17, Zach Hoffpauir 15, Joey Armstrong 12, Elijah Greene 12, Ryan January 11, Todd Glaesmann 11, Yan Sanchez 10, Matt Railey 9, David Garza Jr. 9, Joe Gillette 9, Luis Silverio 7, Stryker Trahan 6, Chad Oberacker 6, Quinnton Mack 6, Ty Linton 6, Cam Coursey 5, Luke Lowery 5, Matt McPherson 5, Elian Miranda 5, Danny Oriente 5, Jake Peevyhouse 5, Max Brown 5, Keshawn Lynch 4, Justin Bianco 3, Kevin Watson Jr. 3, Jose Curpa 2, Anfernee Grier 2, Jeff Smith 2, Nate Robertson 2, Stewart Ijames 2, D.J. Burt 1, Jason Heinrich 1, Mike Freeman 1, Randy McCurry 1

Pitcher (191): Wesley Rodriguez 53, Kai-Wei Lin 51, Nick Snyder 43, Kevin Ginkel 38, Justin Garcia 36, Yaramil Hiraldo 35, Kyler Stout 35, Riley Smith 33, Trevor McKenna 33, Mailon Arroyo 32, Jeferson Mejia 31, Jake Winston 29, Luis Castillo 29, Austin Platt 28, Dustin Loggins 27, Cody Geyer 26, Kenny Hernandez 26, Ben Eckels 25, Breckin Williams 25, Josh Green 25, Mike Cetta 24, Tommy Eveld 24, Anfernee Benitez 24, Tyler Mark 24, Brody Greer 24, Zac Curtis 24, Ethan Larrison 23, Will Landsheft 23, Matt Peacock 22, Ariel Hernandez 22, Jose Martinez 22, Kevin Simmons 22, Jake Polancic 22, Drey Jameson 21, Colin Poche 21, Tucker Ward 21, Dan Savas 21, Will Locante 21, Chase Stevens 20, Jared Miller 20, Patrick Smith 20, Yeison Santana 20, Jacob Stevens 19, Luis Frias 19, Eduardo Herrera 19, Bryan Menendez 19, Cody Reed 19, Erbert Gonzalez 19, Marcos Tineo 19, Denson Hull 19, Carlos Hernandez 18, Cameron Gann 18, Matt Brill 18, Ryne Nelson 18, Johnny Shuttlesworth 18, Matt Tabor 18, Justin Vernia 18, Connor Grammes 17, Curtis Taylor 17, Erin Baldwin 17, Tyler Bolton 16, Nick Baker 16, Liu Fuenmayor 16, Alex Byo 15, Ross Gerdeman 15, Tyler Keele 15, Chester Pimentel 15, Deyni Olivero 15, Franklyn Soriano 15, J.R. Bradley 15, Jordan Watson 15, Junior Garcia 15, Mason McCullough 15, Connor Grey 14, Daniel Gibson 14, Kirby Bellow 14, Scott Schultz 14, Yoimer Camacho 14, Blake Walston 14, Bobby Ay 13, Ryan Doran 13, Joe Jones 13, Luis Ramirez 13, Troy Marks 13, Jackson Goddard 13, Rafael Pujols 13, Brian Christian 13, Cal Becker 13, Ryan Burr 13, Taylor Clarke 13, Ryan Miller 12, Ryan Weiss 12, Kyle Anderson 12, Slade Cecconi 12, Matt Mercer 12, Wilfry Cruz 12, Brian Shaffer 11, Jhoan Duran 11, Julio Frias 11, Lawrence Pardo 11, Adrian Del Moral 11, Blake Forslund 11, Trevor Simms 10, Bo Takahashi 10, West Tunnell 10, Palmer Betts 10, Tyler Toyfair 10, Blake Workman 10, Jimmie Sherfy 9, Michel Gelabert 9, Tyler Holton 9, Justin Lewis 9, Josh McMinn 9, Brandon Pfadt 9, Wei-Chieh Huang 9, Aaron Blair 8, Braden Shipley 8, Tyler Jones 8, Cristofer Ogando 8, Gerald Ogando 8, Austin Pope 8, Juan Torres 8, Mitch Aker 8, Pierce Romero 8, Jon Pulley 7, Bryce Jarvis 7, Hunter Haworth 7, Mack Lemieux 7, Andrew Saalfrank 7, Blayne Weller 7, Brent Jones 7, John Pedrotty 7, Jose Cuas 7, Rob Wort 7, Tyler Vail 7, Tyler Badamo 6, Kevin McCanna 6, Alex Young 6, Alexander Carreras 6, Jose Jose 6, Myles Smith 6, Yan Sanchez 6, Shumpei Yoshikawa 6, Taylor Wright 5, Harrison Francis 5, Joe Donino 5, Matt Pobereyko 5, Ryan Ricci 5, Mitchell Stumpo 5, Karl Triana 4, Collin Sullivan 4, Luis Madero 4, Felipe Perez 4, Kyle Schepel 4, Bryan Valdez 4, Dallas Newton 4, Jake Roberts 4, Jose Almonte 4, Markus Solbach 4, Sam Lewis 4, Travis Moths 4, Anderson Placido 3, Andy Toelken 3, Brett Shankin 3, Ethan Elias 3, Julio Perez 3, Justin Donatella 3, Nick Blackburn 3, Tommy Henry 3, Kyle Backhus 2, Matt Koch 2, Cody Clark 2, Jayson McKinley 2, Max Duval 2, Jose Santamaria 2, Alex Gouin 1, Austin Mason 1, Avery Short 1, Brad Keller 1, Brennan Malone 1, Brian Ellington 1, Cole Stapler 1, Dean Jackson 1, Galli Cribbs Jr. 1, Henry Owens 1, Jon Duplantier 1, Lane Ratliff 1, Nestor Ramirez 1, Jake Rice 1, Troy Scribner 1, Taylor Widener 1

Postseason Box Scores

2014 South Division Series Game 1 • Sept. 2 Hops 5, Boise 2 • Hops lead best-of-three series 1-0

	1	2	3	4	5	6	7	8	9	R	H	E
Hillsboro	1	0	0	0	0	2	1	0	1	5	7	2
Boise	0	0	1	1	0	0	0	0	0	2	5	4

Hillsboro	ABR	H	BI	BB	SO	Boise	ABR	H	BI	BB	SO	
Taylor Ratliff	CF	4	2	3	1	0	0	Bryant Flete	2B	4	0	1
Steve Nyzistor	2B	4	1	2	1	0	1	Charcer Burks	RF	3	0	0
Kevin Cron	1B	4	0	0	0	0	1	Kevin Brown	LF	4	0	1
Grant Heyman	DH	4	0	0	0	0	2	Danny Canela	C/1B	4	1	1
Stryker Trahan	C	4	0	0	0	0	2	Jesse Hodges	3B	4	0	0
Jordan Parr	LF	4	0	0	0	0	3	Justin Marra	DH	4	0	0
Stewart Ijames	RF	4	2	2	1	0	2	Alex Tomasovich	1B	3	1	1
Pedro Ruiz	SS	3	0	0	0	0	2	Mark Malave	C	0	0	0
Nate Robertson	3B	2	0	0	0	0	1	Rash. Crawford	CF	3	0	0
								Gleyber Torres	SS	3	0	1

BATTING
2B: Ratliff HR: Ijames SAC: Ruiz
Team RISP: 3-for-9 Team LOB: 3

BASERUNNING
SB: Ratliff, Trahan CS: Robertson

FIELDING
E: Ruiz, Trahan

Hillsboro	IP	H	R	ER	BB	SO	HR	Boise	IP	H	R	ER	BB	SO	HR
Felipe Perez	4.0	3	2	1	1	4	1	Jake Stinnett	5.0	2	1	0	0	8	0
Nick Baker	2.0	2	0	0	0	1	0	Brad Markey	0.1	2	2	1	0	0	0
Rob Wort	2.0	0	0	0	0	3	0	Sam Wilson	1.2	2	1	1	0	2	0
Zac Curtis	1.0	0	0	0	0	3	0	Corbin Hoffner	2.0	1	1	1	0	4	1
Totals	9.0	5	2	1	1	11	1	Totals	9.0	7	5	3	0	14	1

Win: Baker Loss: Markey Save: Curtis WP: Perez 2 HBP: Robertson (by Stinnett)
Inherited runners-scored: Wilson 2-1
Umpires: HP: Josh Marshall 1B: Benjamin Bayer 2B: Rich Genera 3B: Kale Rodrigues
Weather: 88 degrees, clear. Wind: 5 mph, L to R. T: 2:37. Att: 914

2014 South Division Series Game 2 • Sept. 3 Hops 5, Boise 2 • Hops win best-of-three series 2-0

	1	2	3	4	5	6	7	8	9	R	H	E
Boise	0	2	0	0	0	0	0	0	0	2	6	1
Hillsboro	1	0	0	1	1	2	0	0	x	5	10	0

Boise	ABR	H	BI	BB	SO	Hillsboro	ABR	H	BI	BB	SO	
Charcer Burks	RF	3	0	0	0	2	1	Taylor Ratliff	CF	4	1	1
Gleyber Torres	SS	4	0	0	0	1	1	Steve Nyzistor	2B	3	1	1
Kevin Brown	LF	4	0	0	0	0	1	Kevin Cron	1B	4	0	2
Danny Canela	1B	3	0	1	0	1	0	Grant Heyman	DH	4	0	1
Jesse Hodges	3B	3	1	1	0	0	1	Stryker Trahan	C	4	1	1
Justin Marra	DH	4	1	1	2	0	2	Jordan Parr	LF	3	1	1
Bryant Flete	2B	3	0	0	0	0	2	Stewart Ijames	RF	4	0	1
a-Tomasovich	PH	1	0	0	0	0	1	Pedro Ruiz	SS	4	1	1
Mark Malave	C	3	0	0	0	1	2	Nate Robertson	3B	3	0	1
Rash. Crawford	CF	4	0	3	0	0	0					

a-Struck out for Flete in the 9th.

BATTING
2B: Crawford HR: Marra
GIDP: Torres.
Team RISP: 0-for-6 Team LOB: 9

FIELDING
E: Canela DP: 1

Boise	IP	H	R	ER	BB	SO	HR	Hillsboro	IP	H	R	ER	BB	SO	HR
Jeremy Null	4.2	6	3	3	1	6	0	Mark Solbach	7.0	5	2	2	2	6	1
Tom. Thorpe	1.1	3	2	2	0	1	0	M. McCullough	1.0	0	0	0	2	3	0
James Farris	2.0	1	0	0	0	3	0	Zac Curtis	1.0	1	0	0	1	2	0
Totals	8.0	10	5	5	1	10	0	Totals	9.0	6	2	2	5	11	1

Win: Solbach Loss: Null Save: Curtis WP: McCullough HBP: Hodges (by Solbach)
Inherited runners-scored: Thorpe 1-0.
Umpires: HP: Benjamin Bayer 1B: Rich Genera 2B: Kale Rodrigues 3B: Josh Marshall
Weather: 71 degrees, clear Wind: 9 mph, L to R T: 2:52 Att: 3,084

2014 NWL Championship Series Game 1 • Sept. 6 Hops 7, Vancouver 5 • Hops lead best-of-three series 1-0

	1	2	3	4	5	6	7	8	9	R	H	E
Hillsboro	0	0	4	0	0	2	1	0	0	7	10	2
Vancouver	3	2	0	0	0	0	0	0	0	5	7	1

Hillsboro	ABR	H	BI	BB	SO	Vancouver	ABR	H	BI	BB	SO	
Taylor Ratliff	CF	4	1	2	1	0	0	Roemon Fields	CF	1	2	1
Steve Nyzistor	2B	5	1	1	0	0	2	a-B. Collins	PH	1	0	0
Stewart Ijames	RF	4	1	1	2	0	2	Tim Locastro	DH	4	0	1
Grant Heyman	DH	4	0	1	0	0	0	Franklyn Barreto	SS	5	1	1
Jordan Parr	LF	3	1	0	0	1	1	Ryan McBroom	1B	5	0	1
Stryker Trahan	C	4	1	1	2	0	1	Chris Carlson	RF	3	1	1
Jake Mayers	1B	4	0	0	0	0	2	Jonathan Davis	LF	3	0	1
Pedro Ruiz	SS	3	1	2	0	1	1	Richard Urena	2B	4	0	1
Nate Robertson	3B	4	1	2	1	0	2	Mike Reeves	C	3	0	0
								Alex Maldonado	3B	2	1	0

BATTING
3B: Robertson HR: Ijames, Trahan
SAC: Ratliff
Team RISP: 1-for-5 Team LOB: 4

BASERUNNING
SB: Nyzistor
CS: Ratliff

FIELDING
E: Eckels, Trahan PB: Trahan
Outfield assists: Ijames, Parr DP: 1

Hillsboro	IP	H	R	ER	BB	SO	HR	Vancouver	IP	H	R	ER	BB	SO	HR
Ben Eckels	1.0	4	3	2	1	0	0	Chase Mallard	5.0	6	4	4	0	3	1
Jared Miller	5.0	1	2	2	3	5	0	Alberto Tirado	1.0	1	2	2	2	2	1
Rob Wort	2.0	1	0	0	1	2	0	Jo. Fernandez	1.0	2	1	0	0	1	0
Zac Curtis	1.0	1	0	0	1	1	0	Y. Del Rosario	1.0	0	0	0	0	3	0
Totals	9.0	7	5	4	6	8	0	Totals	9.0	10	7	6	2	11	2

Win: Miller Loss: Tirado Save: Curtis WP: Fernandez, Shafer HBP: Fields 2 (by Miller 2)
Umpires: HP: Josh Marshall 1B: Rich Genera 2B: Arturo Gonzalez 3B: Matt Snodgrass
Weather: 85 degrees, clear Wind: 5 mph, L to R T: 3:00 Att: 5,157

2014 NWL Championship Series Game 2 • Sept. 7 Hops 4, Vancouver 3 • Hops win best-of-three series 2-0

	1	2	3	4	5	6	7	8	9	R	H	E
Vancouver	0	0	0	1	0	1	1	0	0	3	11	1
Hillsboro	3	1	0	0	0	0	0	0	x	4	7	1

Vancouver	ABR	H	BI	BB	SO	Hillsboro	ABR	H	BI	BB	SO	
Roemon Fields	CF	5	0	1	0	0	0	Taylor Ratliff	CF	3	2	0
Tim Locastro	2B	4	0	0	0	1	0	Steve Nyzistor	2B	4	0	0
Franklyn Barreto	SS	5	1	2	0	0	2	Stewart Ijames	RF	2	1	1
Chris Carlson	RF	4	2	2	0	1	0	Kevin Cron	1B	3	0	1
Ryan McBroom	1B	4	0	3	2	0	0	Grant Heyman	DH	4	1	2
Rowdy Tellez	DH	4	0	1	0	0	0	Stryker Trahan	C	3	0	0
Jonathan Davis	LF	4	0	2	0	0	2	Jordan Parr	LF	4	0	1
Mike Reeves	C	3	0	0	1	1	1	Pedro Ruiz	SS	4	0	0
Richard Urena	3B	4	0	0	0	0	2	Nate Robertson	3B	3	0	2

BATTING
2B: Carlson, McBroom
GIDP: Locastro
Team RISP: 4-for-13 Team LOB: 10

FIELDING
E: Smoral DP: 1

Vancouver	IP	H	R	ER	BB	SO	HR	Hillsboro	IP	H	R	ER	BB	SO	HR
Matt Smoral	2.2	3	4	4	3	3	0	Felipe Perez	5.0	5	2	2	2	3	0
Jon Wandling	2.1	2	0	0	1	2	0	Nick Baker	1.2	5	1	1	0	2	0
Andrew Case	1.2	0	0	0	1	1	0	Rob Wort	0.1	1	0	0	0	0	0
Michael Kraft	1.1	2	0	0	0	3	0	Luis Ramirez	1.0	0	0	0	0	1	0
Totals	8.0	7	4	4	5	9	0	Totals	9.0	11	3	3	7	0	

Perez pitched to 1 batter in the 6th
Win: Perez Loss: Smoral Save: Curtis
WP: Smoral. HBP: Ratliff (by Smoral), Robertson (by Case)
Inherited runners-scored: Wandling 1-0, Kraft 1-0, Baker, N 1-1, Wort 2-1
Umpires: HP: Rich Genera 1B: Arturo Gonzalez 2B: Matt Snodgrass 3B: Josh Marshall
Weather: 86 degrees, clear Wind: 5 mph, In from RF T: 2:28 Att: 3,328

2015 South Division Series Game 1 • Sept. 7
Salem-Keizer 4, Hops 2 • S-K leads best-of-three series 1-0

	1	2	3	4	5	6	7	8	9	R	H	E
Hillsboro	0	1	0	1	0	0	0	0	0	2	9	2
Salem-Keizer	1	0	0	2	1	0	0	0	x	4	6	1

Hillsboro					Salem-Keizer										
AB	R	H	BI	BB	SO	AB	R	H	BI	BB	SO				
Zach Nehrir	CF	5	0	1	0	0	1	Ronnie Jebavy	CF	4	1	1	0	0	1
Dansby Swanson	SS	4	0	1	0	0	1	Steven Duggar	RF	3	1	0	0	1	1
Grant Heyman	DH	4	0	1	0	0	2	Miguel Gomez	3B	3	0	1	1	0	0
Trevor Mitsui	1B	4	0	0	0	0	1	Chris Shaw	1B	4	1	2	0	0	0
Luis Veras	RF	4	2	3	0	0	1	Jose Vizcaino	SS	3	1	2	0	1	1
Alexis Olmeda	C	4	0	1	0	0	1	John Riley	DH	3	0	0	0	0	2
G. Hernandez	LF	3	0	0	1	0	0	Byron Murray	LF	4	0	0	1	0	0
Nate Robertson	3B	4	0	2	1	0	1	Fernan. Pujadas	C	2	0	0	1	0	1
Sergio Alcantara	2B	3	0	0	0	1	0	Scott Price	2B	3	0	0	0	0	1

BATTING
2B: Nehrir, Olmeda, Robertson
SF: Hernandez **GDP:** Mitsui
Team RISP: 3-for-12 **Team LOB:** 8.

FIELDING
E: Robertson, Swanson

Hillsboro											Salem-Keizer										
IP	H	R	ER	BB	SO	HR	IP	H	R	ER	BB	SO	HR								
Cody Reed	5.0	4	4	2	2	4	0	Mike Connolly	6.0	9	2	2	1	5	0						
B. Williams	1.0	0	0	0	1	0	0	Caleb Smith	2.0	0	0	0	0	2	0						
A. Hernandez	2.0	2	0	0	0	2	0	Ryan Halstead	1.0	0	0	0	0	1	0						
Totals	8.0	6	4	2	2	7	0	Totals	9.0	9	2	2	1	8	0						

Win: Connolly **Loss:** Reed **Save:** Halstead **WP:** Reed
Umpires: HP: Justin Anderson 1B: Drew Boatman 2B: Derek Thomas 3B: Justin Phillips
Weather: 76 degrees, clear **Wind:** 5 mph, In from LF **T:** 2:43 **Att:** 520

2015 South Division Series Game 3 • Sept. 9
Hops 6, S-K 5 (13 inn.) • Hops win best-of-three series 2-1

	1	2	3	4	5	6	7	8	9	10	11	12	13	R	H	E
Salem-Keizer	1	1	1	0	0	0	0	0	2	0	0	0	0	5	11	2
Hillsboro	0	0	0	0	2	2	0	0	1	0	0	0	1	6	10	0

None out when winning run scored

Salem-Keizer					Hillsboro										
AB	R	H	BI	BB	SO	AB	R	H	BI	BB	SO				
Ronnie Jebavy	CF	5	1	1	2	1	1	Zach Nehrir	CF	7	0	1	0	0	0
Steven Duggar	RF	5	1	1	0	1	1	Dansby Swanson	SS	5	1	2	2	2	0
Miguel Gomez	DH	6	1	3	1	0	2	Grant Heyman	DH	5	0	2	0	0	0
Chris Shaw	1B	5	1	2	2	0	2	1-Galli Cribbs	PR/DH	1	0	0	0	0	1
Jose Vizcaino	SS	6	0	1	0	0	4	Trevor Mitsui	1B	5	1	1	1	1	3
Dillon Dobson	3B	6	1	1	0	0	1	Luis Veras	RF	6	1	1	0	0	0
Matt Winn	C	2	0	0	0	1	2	Alexis Olmeda	C	5	1	2	0	1	3
1-Shilo McCall	PR	0	0	0	0	0	0	G. Hernandez	LF	5	0	0	0	1	2
Fern. Pujadas	C	2	0	0	0	0	1	Nate Robertson	3B	5	1	0	0	1	0
Junior Amion	2B	4	0	1	0	1	2	Sergio Alcantara	2B	3	1	1	1	3	1
Byron Murray	LF	5	0	1	0	0	0	1-Ran for Heyman in the 9th							
1-Ran for Winn in the 8th															

BATTING
2B: Dobson, Vizcaino
HR: Gomez, Jebavy, Shaw
SAC: Amion **SF:** Shaw **GDP:** Gomez
Team RISP: 0-for-7 **Team LOB:** 10

BASERUNNING
CS: Murray

FIELDING
E: Dobson, Amion **DP:** 3

Salem-Keizer							Hillsboro								
IP	H	R	ER	BB	SO	HR	IP	H	R	ER	BB	SO	HR		
Logan Webb	5.0	5	2	2	0	6	0	Tyler Bolton	2.1	5	3	3	0	1	1
Cory Taylor	0.2	2	2	2	2	1	0	Cam. Gann	3.2	2	0	0	1	5	0
Heath Slatton	1.1	0	0	0	2	0	0	Taylor Clarke	1.0	1	0	0	1	0	0
Caleb Smith	1.0	0	0	0	2	1	0	Alex Young	2.0	3	2	2	1	3	2
Ryan Halstead	2.0	2	1	1	2	0	0	Brody Greer	3.0	0	0	0	1	5	0
N. Santiago	2.0	1	1	0	1	2	0	B. Williams	1.0	0	0	0	0	2	0
Totals	12.0	10	6	5	9	10	0	Totals	13.0	11	5	5	4	16	3

Santiago pitched to 4 batters in the 13th
Win: Williams **Loss:** Santiago **WP:** Taylor 2 **HBP:** Winn (by Bolton), Murray (by Bolton)
Inherited runners-scored: Slatton 2-0, Gann 1-0
Umpires: HP: Derek Thomas 1B: Justin Phillips 2B: J. Anderson 3B: Drew Boatman
Weather: 83 degrees, clear **Wind:** 10 mph, Out to LF **T:** 4:11 **Att:** 2,142

2015 South Division Series Game 2 • Sept. 8
Hops 8, Salem-Keizer 0 • Best-of-three series tied 1-1

	1	2	3	4	5	6	7	8	9	R	H	E
Salem-Keizer	0	0	0	0	0	0	0	0	0	0	3	1
Hillsboro	1	0	4	1	2	0	0	0	x	8	11	0

Salem-Keizer					Hillsboro										
AB	R	H	BI	BB	SO	AB	R	H	BI	BB	SO				
Ronnie Jebavy	CF	4	0	0	0	0	2	Zach Nehrir	CF	5	2	2	0	0	0
Steven Duggar	RF	4	0	1	0	0	3	Dansby Swanson	SS	4	1	0	0	1	1
Miguel Gomez	DH	4	0	1	0	0	0	Grant Heyman	LF	5	1	3	1	0	0
Chris Shaw	1B	4	0	0	0	0	3	Trevor Mitsui	1B	4	1	2	1	1	1
Jose Vizcaino	SS	3	0	0	0	1	2	Luis Veras	RF	3	1	0	1	1	1
Byron Murray	LF	2	0	0	0	1	2	Alexis Olmeda	C	4	0	1	1	0	2
Dillon Dobson	3B	3	0	1	0	0	0	Nate Irving	DH	3	1	1	1	1	1
Matt Winn	C	3	0	0	0	0	3	Nate Robertson	3B	4	1	2	3	0	1
Brad Moss	C	0	0	0	0	0	0	Sergio Alcantara	2B	3	0	0	0	1	1
Scott Price	2B	3	0	0	0	0	1								

BATTING
Team RISP: 0-for-1 **Team LOB:** 5

FIELDING
E: Vizcaino **PB:** Winn

Salem-Keizer											Hillsboro										
IP	H	R	ER	BB	SO	HR	IP	H	R	ER	BB	SO	HR								
Grant Watson	2.1	5	3	3	0	1	0	C. Hernandez	6.1	3	0	0	2	12	0						
Eric Sim	0.1	1	2	2	4	0	0	Kirby Bellow	0.2	0	0	0	0	1	0						
Dom. Mazza	2.1	3	3	2	1	3	1	Will Landsheft	2.0	0	0	0	0	3	0						
A. Paniagua	2.0	2	0	0	0	3	0	Totals	9.0	3	0	0	2	16	0						
R. Hernandez	1.0	0	0	0	0	1	0														
Totals	8.0	11	8	7	5	8	1														

Win: C. Hernandez **Loss:** Watson **WP:** Mazza.
Inherited runners-scored: Sim 2-2, Mazza 3-0, Bellow 1-0
Umpires: HP: Justin Anderson 1B: Drew Boatman 2B: Derek Thomas 3B: Justin Phillips
Weather: 79 degrees, partly cloudy **Wind:** 7 mph, Out to CF **T:** 2:43 **Att:** 2,408

2015 NWL Championship Series Game 1 • Sept. 10
Hops 2, Tri-City 1 • Hops lead best-of-three series 1-0

	1	2	3	4	5	6	7	8	9	R	H	E
Tri-City	0	0	0	0	1	0	0	0	0	1	7	1
Hillsboro	0	1	0	0	0	0	0	1	x	2	8	0

Tri-City					Hillsboro										
AB	R	H	BI	BB	SO	AB	R	H	BI	BB	SO				
Justin Pacchioli	RF	5	0	1	0	0	0	Zach Nehrir	CF	4	0	0	0	0	0
P. Van Gansen	SS	3	0	2	1	1	0	Dansby Swanson	SS	2	1	1	0	2	0
Ty France	1B	4	0	2	0	0	1	Grant Heyman	DH	4	0	2	0	0	1
Henry Charles	DH	4	0	1	0	0	1	Trevor Mitsui	1B	3	0	0	0	1	0
Carlos Belen	3B	4	0	0	0	0	2	Luis Veras	LF	4	1	2	1	0	1
Austin Allen	C	3	0	1	0	1	0	Alexis Olmeda	C	4	0	1	1	0	2
1-Mitch Morales	PR	0	0	0	0	0	0	Stephen Dezzi	RF	4	0	2	0	0	1
Jose Urena	LF	3	0	0	0	0	3	Nate Robertson	3B	3	0	0	0	0	0
a-Mason Smith	PH	1	0	0	0	0	0	Sergio Alcantara	2B	3	0	0	0	0	1
Kodie Tidwell	2B	3	0	0	0	1	0								
Rod Boykin	CF	2	1	0	0	1	0								

a-Grounded out for Urena in the 9th
 1-Ran for Allen in the 9th

BATTING
GDP: France
Team RISP: 1-for-7 **Team LOB:** 9

BASERUNNING
CS: Morales

FIELDING
E: Allen **DP:** 1

Tri-City							Hillsboro								
IP	H	R	ER	BB	SO	HR	IP	H	R	ER	BB	SO	HR		
A. De Horta	4.0	5	1	1	1	4	0	Brett Shankin	7.0	5	1	1	1	5	0
Will Headean	2.0	0	0	0	0	1	0	Kirby Bellow	0.1	1	0	0	0	0	0
Nathan Foriest	1.1	2	1	1	1	0	0	A. Hernandez	1.2	1	0	0	3	2	0
Phil Maton	0.2	1	0	0	1	1	0	Totals	9.0	7	1	1	4	7	0
Totals	8.0	8	2	2	3	6	0								

Win: A. Hernandez **Loss:** Foriest **Balk:** De Horta **HBP:** Boykin (by Shankin)
Inherited runners-scored: Maton 2-1, Hernandez, A 1-0.
Umpires: HP: Tom West 1B: Justin Anderson 2B: Derek Thomas 3B: Andy Stukel
Weather: 87 degrees, clear **Wind:** 7 mph, Out to RF **T:** 2:52 **Att:** 2,334

2015 NWL Championship Series Game 2 • Sept. 12
Tri-City 4, Hops 2 • Best-of-three series tied 1-1

Hillsboro	2	0	0	0	0	0	0	0	0	2	5	0
Tri-City	1	0	0	0	1	0	1	1	x	4	8	0

Hillsboro	AB R H BI BB SO	Tri-City	AB R H BI BB SO
Zach Nehrir CF	4 1 2 0 1 1	Justin Pacchioli RF	3 1 1 1 1 1
Dansby Swanson SS	3 0 0 0 1 1	P. Van Gansen SS	4 0 1 0 0 2
Grant Heyman DH	4 1 1 1 0 0	Ty France 1B	4 1 1 0 0 0
Trevor Mitsui 1B	3 0 0 0 1 2	Henry Charles LF	4 0 2 1 0 0
Luis Veras LF	4 0 0 0 0 1	Carlos Belen 3B	4 0 0 0 0 3
Alexis Olmeda C	3 0 1 1 1 1	Austin Allen C	3 0 0 0 1 1
Stephen Dezzi RF	3 0 1 0 1 0	Nick Vilter DH	4 2 2 2 0 1
Nate Robertson 3B	3 0 0 0 0 1	Kodie Tidwell 2B	2 0 0 0 2 1
a-J. Anderson PH	1 0 0 0 0 1	Rod Boykin CF	3 0 1 0 1 1
Sergio Alcantara,2B	4 0 0 0 0 2		

a-Struck out for Robertson in the 9th.

BATTING

2B: Heyman, Dezzi 3B: Nehrir
Team RISP: 2-for-13 **Team LOB:** 8

BASERUNNING

SB: Nehrir 2, Heyman

Hillsboro	IP H R ER BB SO HR	Tri-City	IP H R ER BB SO HR
Cody Reed	5.0 2 2 2 3 6 1	Emm. Ramirez	1.0 2 2 2 2 1 0
B. Williams	2.0 3 1 1 1 3 0	Brett Kennedy	3.0 1 0 0 1 2 0
Kev. Simmons	0.0 2 1 1 0 0 0	Elvin Liriano	1.1 1 0 0 2 2 0
Brody Greer	1.0 1 0 0 1 1 0	Wilson Santos	2.2 0 0 0 0 3 0
Totals	8.0 8 4 4 5 10 1	Totals	9.0 5 2 2 5 10 0

Simmons pitched to 2 batters in the 8th.
Win: Santos **Loss:** Williams **Save:** Maton
WP: Reed, Williams **Balk:** Santos
Inherited runners-scored: Greer 2-1, Santos, W 2-0.
Umpires: HP: Justin Anderson 1B: Derek Thomas 2B: Andy Stukel 3B: Tom West
Weather: 92 degrees, clear **Wind:** 1 mph, Varies **T:** 3:22 **Att:** 1,497

2015 NWL Championship Series Game 3 • Sept. 13
Hops 6, Tri-City 1 • Hops win best-of-three series 2-1

Hillsboro	0	4	0	0	0	0	0	2	6	8	0
Tri-City	0	1	0	0	0	0	0	0	1	3	1

Hillsboro	AB R H BI BB SO	Tri-City	AB R H BI BB SO
Zach Nehrir, CF	5 0 0 0 0 1	Justin Pacchioli RF	4 0 0 0 0 0
Dansby Swanson SS	4 0 0 0 0 1	P. Van Gansen SS	3 0 0 0 1 0
Grant Heyman RF	4 0 0 0 0 2	Ty France 1B	3 0 0 0 0 3
Trevor Mitsui 1B	4 0 1 0 0 1	Henry Charles LF	4 0 1 0 0 1
Luis Veras LF	4 1 1 0 0 0	Carlos Belen 3B	4 1 1 1 0 3
Alexis Olmeda C	2 2 0 0 2 2	Austin Allen C	3 0 1 0 1 0
Josh Anderson DH	3 2 2 1 0 1	Nick Vilter DH	4 0 0 0 0 4
Nate Robertson 3B	4 1 1 2 0 0	Kodie Tidwell 2B	1 0 0 0 2 1
Sergio Alcantara 2B	4 0 3 2 0 0	Rod Boykin CF	3 0 0 0 0 2

BATTING

2B: Anderson, Robertson
Team RISP: 4-for-8 **Team LOB:** 4

FIELDING

Outfield assist: Veras

Hillsboro	IP H R ER BB SO HR	Tri-City	IP H R ER BB SO HR
C. Hernandez	5.2 2 1 1 2 7 1	Jose Castillo	2.0 4 4 4 1 2 0
Cam. Gann	1.1 0 0 0 2 3 0	Will Headean	3.0 0 0 0 0 4 0
Alex Young	1.0 0 0 0 1 0 0	Lu. Hernandez	2.0 3 0 0 0 1 0
Taylor Clarke	1.0 1 0 0 0 3 0	Sam Holland	2.0 1 2 2 1 1 0
Totals	9.0 3 1 1 4 14 1	Totals	9.0 8 6 6 2 8 0

Win: C. Hernandez **Loss:** Castillo
WP: Holland **HBP:** Anderson (by Holland), France (by C. Hernandez)
Inherited runners-scored: Gann 1-0.
Umpires: HP: Derek Thomas 1B: Andy Stukel 2B: Tom West 3B: Justin Anderson
Weather: 80 degrees, partly cloudy **Wind:** 5 mph, Out to LF **T:** 2:29 **Att:** 1,211

2016 South Division Series Game 1 • Sept. 7
Hops 4, Eug. 3 (10 inn.) • Hops lead best-of-three series 1-0

Eugene	1	2	3	4	5	6	7	8	9	10	R	H	E
Hillsboro	0	1	0	1	0	0	0	0	0	0	3	5	0

Two out when winning run scored

Eugene	AB R H BI BB SO	Hillsboro	AB R H BI BB SO
D.J. Wilson CF	4 0 0 0 0 2	Jas. Morozowski LF	4 0 2 0 1 1
Yeiler Peguero 2B	5 0 1 1 0 0	Mark Karaviotis 1B	4 1 1 0 1 1
Chris Pieters 1B	5 0 0 0 0 2	Josh Anderson 3B	5 0 0 0 0 1
Wladimir Galindo 3B	3 1 0 0 1 0	Luke Lowery DH	2 2 0 0 3 1
Trent Giambrone DH	3 0 0 0 1 1	Alexis Olmeda C	4 0 1 0 0 0
Zack Short SS	4 0 2 1 0 0	1-McPhearson PR	0 0 0 0 0 0
Tyler Payne C	4 0 0 0 0 2	Jose Queliz C	1 0 1 1 0 0
Kevonte Mitchell LF	3 1 1 0 0 2	Luis Veras RF	4 1 1 1 0 1
Robert Garcia RF	3 1 1 1 1 1	Manny Jefferson 2B	2 0 1 0 1 0
		a-De La Garza ph/2B	0 0 0 0 0 0
		Adam Walton, SS	3 0 1 1 1 0
		Ben DeLuzio, CF	4 0 0 0 0 1

BATTING

2B: Short HR: Garcia
SAC: Wilson
Team RISP: 1-for-7 **Team LOB:** 6

BASERUNNING

SB: Mitchell

FIELDING

PB: Payne DP: 3

Eugene	IP H R ER BB SO HR	Hillsboro	IP H R ER BB SO HR
Man. Rondon	5.0 4 2 2 4 2 1	Anfer. Benitez	5.0 4 3 3 2 7 1
M. Knighton	2.0 1 0 0 1 1 0	Connor Grey	1.1 1 0 0 0 1 0
Dak. Mekkes	2.0 1 1 0 1 1 0	Colin Poche	1.0 0 0 0 0 1 0
Mich. Rucker	0.2 2 1 1 1 2 0	Riley Smith	0.2 0 0 0 0 0 0
Totals	9.2 8 4 3 7 6 1	Totals	10.0 5 3 3 3 10 1

Win: Taylor **Loss:** Rucker
IBB: Lowery (by Rucker) **HBP:** Mitchell (by Grey), De La Garza (by Mekkes)
Inherited runners-scored: Poche 1-0
Umpires: HP: Randy Wilmes 1B: Tanner Dobson 2B: Harrison Silverman 3B: Codey Davis
Weather: 71 degrees, partly cloudy **Wind:** 6 mph, Out to RF **T:** 3:14 **Att:** 2,165

2016 South Division Series Game 2 • Sept. 8
Eugene 6, Hops 2 • Best-of-three series tied 1-1

Hillsboro	1	2	3	4	5	6	7	8	9	R	H	E
Eugene	0	0	0	0	0	0	0	0	2	2	6	1

Hillsboro	AB R H BI BB SO	Eugene	AB R H BI BB SO
J. Morozowski LF	3 0 1 0 1 0	D.J. Wilson CF	4 3 3 1 0 0
Mark Karaviotis 1b/ss	4 0 1 0 0 2	Yeiler Peguero 2B	3 1 2 2 0 0
Josh Anderson 3B	4 0 0 0 0 1	Chris Pieters 1B	3 0 2 3 0 0
Luke Lowery DH	4 0 1 0 0 2	Wladimir Galindo 3B	4 0 0 0 0 1
Alexis Olmeda C	3 1 1 0 1 1	Trent Giambrone DH	3 0 1 0 1 0
Luis Veras RF	1 0 0 0 1 1	Zack Short SS	3 0 0 0 1 0
a-J. Chigbogu ph/1B	2 1 1 0 0 0	Tyler Payne C	3 0 0 0 1 2
P. De La Garza 2B	4 0 0 0 0 1	Kevonte Mitchell LF	4 1 1 0 0 3
Adam Walton SS	2 0 0 0 0 2	Robert Garcia RF	3 1 1 0 0 1
Stephen Smith RF	2 0 0 0 0 0		
Ben DeLuzio CF	3 0 1 0 1 0		

a-Grounded out for Veras in the 6th

BATTING

2B: DeLuzio
GIDP: Anderson, Smith
Team RISP: 0-for-5 **Team LOB:** 7

FIELDING

E: Veras

Hillsboro	IP H R ER BB SO HR	Eugene	IP H R ER BB SO HR
Bo Takahashi	1.1 7 5 5 1 0 0	Pedro Silverio	5.0 2 0 0 4 8 0
W.-C.Huang	3.2 2 1 1 2 2 0	Dun. Robinson	4.0 4 2 0 0 2 0
Mack Lemieux	3.0 1 0 0 0 5 0	Totals	9.0 6 2 0 4 10 0
Totals	8.0 10 6 6 3 7 0		

Win: Silverio **Loss:** Takahashi **Save:** Robinson **WP:** Robinson.
Pitches-strikes: Takahashi 29-18, Huang 52-30, Lemieux 40-30, Silverio, P 89-49, Robinson 48-33
Inherited runners-scored: Huang 2-1.
Umpires: HP: Tanner Dobson 1B: Harrison Silverman 2B: Codey Davis 3B: Randy Wilmes
Weather: 78 degrees, partly cloudy **Wind:** 12 mph, In from CF **T:** 2:33 **Att:** 4,016

2016 South Division Series Game 3 • Sept. 9
Eugene 2, Hops 1 • Eugene wins best-of-three series 2-1

	1	2	3	4	5	6	7	8	9	R	H	E
Hillsboro	0	1	0	0	0	0	0	0	0	1	10	1
Eugene	1	0	1	0	0	0	0	0	x	2	6	0

Hillsboro	AB	R	H	BI	BB	SO	Eugene	AB	R	H	BI	BB	SO
J. Morozowski	RF	4	0	1	1	2	D.J. Wilson	CF	4	0	0	0	0
Mark Karaviotis	ss/1B	5	0	0	0	2	Yeiler Peguero	2B	2	2	1	0	2
Josh Anderson	3B	4	0	1	0	1	Chris Pieters	1B	4	0	2	0	1
Luke Lowery	DH	4	0	1	0	1	Wladimir Galindo	3B	3	0	2	0	1
Justin Chigbogu	1B	4	0	2	0	1	Trent Giambrone	DH	3	0	1	0	1
1-McPhearson	PR	0	0	0	0	0	Zack Short	SS	3	0	0	1	0
M. Jefferson	2B	0	0	0	0	0	Tyler Payne	C	4	0	0	0	2
De La Garza	2B	3	1	2	0	1	Kevonte Mitchell	LF	4	0	2	0	1
2-Ad. Walton	pr/SS	0	0	0	0	0	Robert Garcia	RF	3	0	0	0	1
Jose Queliz	C	3	0	1	0	1							
a-A. Olmeda	PH/C	1	0	0	0	0							
Connor Owings	LF	2	0	1	0	1							
b-Luis Veras	ph/LF	1	0	0	0	0							
Ben DeLuzio	CF	3	0	1	0	1							

a-GIDP for Queliz in 8th b-Grounded out for Owings in 8th 1-Ran for Chigbogu in 8th 2-Ran for De La Garza in 8th

BATTING

2B: Owings, DeLuzio
 GIDP: Karaviotis, DeLuzio, Olmeda
 Team RISP: 0-for-15 Team LOB: 11
 FIELDING: E: Queliz

Hillsboro	IP	H	R	ER	BB	SO	HR
Tyler Mark	2.0	2	2	2	3	1	0
Connor Grey	2.0	1	0	0	1	4	0
Riley Smith	2.0	1	0	0	1	0	1
Colin Poche	0.2	1	0	0	0	0	0
Tommy Eveld	0.1	0	0	0	0	1	0
Kevin Ginkel	1.0	1	0	0	0	0	0
Totals	8.0	6	2	2	4	7	0

Mark pitched to 1 batter in the 3rd. Win: Moreno Loss: Grey Save: Short WP: Grey 2, Moreno HBP: De La Garza (by Knighton) Inherited runners-scored: Grey 1-1, Eveld 1-0, Short 1-0. Umpires: HP: Harrison Silverman 1B: Cody Davis. 2B: Randy Wilmes 3B: Tanner Dobson Weather: 81 degrees, clear Wind: 14 mph, In from CF T: 2:54 Att: 2,752

BATTING

2B: Mitchell 2 SF: Galindo
 Team RISP: 0-for-9 Team LOB: 9
 BASERUNNING
 SB: Pieters, Short, Peguero

FIELDING

DP: 3

Eugene	IP	H	R	ER	BB	SO	HR
Edwin Moreno	5.0	6	1	1	3	7	0
Jed Carter	1.0	1	0	0	1	0	0
M. Knighton	1.2	2	0	0	0	1	0
Wyatt Short	1.1	1	0	0	0	1	0
Totals	9.0	10	1	1	4	9	0

2017 South Division Series Game 1 • Sept. 6
Eugene 3, Hops 2 • Eugene leads best-of-three series 1-0

	1	2	3	4	5	6	7	8	9	R	H	E
Hillsboro	0	0	0	0	1	1	0	0	0	2	6	1
Eugene	0	0	0	0	1	0	1	1	x	3	6	0

Hillsboro	AB	R	H	BI	BB	SO	Eugene	AB	R	H	BI	BB	SO
Cam. Duzenack	SS	4	0	0	0	2	Zach Davis	LF	4	0	1	1	0
Ryan Grotjohn	2B	3	1	1	0	1	Jared Young	2B	4	0	0	0	0
Luis Lara	DH	4	0	1	1	0	Austin Filiere	3B	4	0	1	0	0
Pavin Smith	1B	4	0	0	0	1	Michael Cruz	DH	2	1	0	0	2
Drew Ellis	3B	4	1	1	0	1	Remillard	C	4	0	1	0	2
Daulton Varsho	C	3	0	1	0	0	J. Bethencourt	SS	2	2	0	0	2
Tra Holmes	CF	3	0	1	0	1	Gustavo Polanco	1B	4	0	2	1	0
Bryan Araiza	RF	3	0	0	0	0	Brandon Hughes	RF	4	0	0	0	0
Jorge Perez	LF	3	0	1	0	0	Chris Singleton	CF	3	0	1	0	1

BATTING

2B: Lara
 HR: Ellis
 GIDP: Lara
 Team RISP: 1-for-5 Team LOB: 3

BASERUNNING

SB: Grotjohn

FIELDING

E: Araiza

Hillsboro	IP	H	R	ER	BB	SO	HR	Eugene	IP	H	R	ER	BB	SO	HR
Rand. Delgado	1.0	0	0	0	0	0	0	Jose Albertos	5.2	5	2	2	1	3	1
Brian Shaffer	3.0	1	0	0	1	6	0	Elvis Diaz	1.2	1	0	0	0	2	0
Kev. McCanna	3.0	2	1	2	3	0	0	Jake Steffens	1.2	0	0	0	0	2	0
Matt Peacock	0.2	2	1	1	1	2	0	Totals	9.0	6	2	2	1	7	1
Matt Brill	0.1	0	0	0	0	0	0								
Totals	8.0	6	3	2	4	11	0								

Win: Steffens Loss: Peacock WP: Albertos Balk: Albertos
 Pitches-strikes: Delgado 7-6, Shaffer 48-30, McCanna 55-36, Peacock 23-14, Brill 2-2, Albertos 73-44, Diaz, E 23-15, Steffens 25-15.
 Inherited runners-scored: Brill 2-0, Diaz, E 1-0 Ejections: Hillsboro Hops Manager Shawn Roof ejected by 1B umpire Mitch Wilson (9th) Umpires: HP: Chris Presley-Murphy 1B: Mitch Wilson 2B: Steven Jaschinski 3B: Brian Hertzog
 Weather: 79 degrees, overcast Wind: 8 mph, Out to CF T: 2:54 Att: 1,408

2017 South Division Series Game 2 • Sept. 7
Eugene 10, Hops 4 • Eugene wins best-of-three series 2-0

	1	2	3	4	5	6	7	8	9	R	H	E
Eugene	0	3	0	0	0	0	1	0	6	10	12	1
Hillsboro	0	0	3	0	0	0	0	1	0	4	6	1

Eugene	AB	R	H	BI	BB	SO	Hillsboro	AB	R	H	BI	BB	SO
Zach Davis	LF	5	1	1	1	0	Cam. Duzenack	SS	4	0	0	0	1
Jared Young	2B	3	0	1	1	1	Ryan Grotjohn	2B	3	1	0	0	1
Austin Filiere	3B	5	0	1	0	1	Luis Lara	DH	4	1	2	0	2
Michael Cruz	DH	3	0	1	0	0	1-Dan Swain	pr/dh	0	1	0	0	0
1-J. Gonzalez	pr/dh	0	1	0	0	0	Pavin Smith	1B	4	1	1	3	0
J. Bethencourt	SS	4	2	3	0	0	Drew Ellis	3B	4	0	0	1	0
Gustavo Polanco	1B	4	1	0	0	0	Daulton Varsho	C	4	0	1	0	2
Miguel Amaya	C	4	2	2	2	0	Tra Holmes	CF	4	0	1	0	0
Brandon Hughes	RF	3	2	2	3	1	Bryan Araiza	RF	3	0	1	0	1
Chris Singleton	CF	4	1	1	3	0	Jorge Perez	LF	2	0	0	0	1
1-Ran for Cruz in the 9th							a-Ryan Dobson	ph/lf	1	0	0	0	1
							a-BB for Perez in 7th	1-Ran for Lara in 8th					

BATTING

2B: Bethencourt, Amaya, Singleton
 3B: Davis HR: Hughes SF: Young
 Team RISP: 6-for-10 Team LOB: 2

BASERUNNING

SB: Bethencourt CS: Young
 PO: Young 2

FIELDING

E: Polanco PB: Amaya

Eugene	IP	H	R	ER	BB	SO	HR	Hillsboro	IP	H	R	ER	BB	SO	HR
Jes. Camargo	4.0	4	3	3	3	7	1	Tyler Badamo	6.0	6	3	3	0	7	1
Tyler Thomas	3.0	0	0	0	1	5	0	Kevin Ginkel	1.0	2	1	1	0	2	0
Luis Aquino	2.0	2	1	1	0	3	0	Jordan Watson	1.0	0	0	0	1	2	0
Totals	9.0	6	4	4	4	15	1	B. Williams	0.1	3	5	5	1	0	0
								Juan Torres	0.2	1	1	1	0	0	0
								Totals	9.0	12	10	10	2	11	1

Win: Aquino Loss: Williams WP: Camargo, Aquino IBB: Hughes (by Williams) HBP: Cruz (by Williams) Inherited runners-scored: Torres 1-1
 Umpires: HP: Mitch Wilson 1B: Steven Jaschinski 2B: Brian Hertzog 3B: Chris Presley-Murphy Weather: 79 degrees, overcast Wind: 2 mph, Varies T: 3:12 Att: 2,334

2018 South Division Series Game 1 • Sept. 5
Eugene 3, Hops 2 • Eugene leads best-of-three series 1-0

	1	2	3	4	5	6	7	8	9	R	H	E
Hillsboro	0	1	1	0	0	0	0	0	0	2	6	3
Eugene	0	0	0	0	1	2	0	0	x	3	9	0

Hillsboro	AB	R	H	BI	BB	SO	Eugene	AB	R	H	BI	BB	SO
Jake McCarthy	CF	3	0	1	0	1	Grant Fennell	1B	3	0	1	0	0
Geral. Perdomo	SS	4	0	1	1	0	Nels. Velazquez	LF	4	0	0	1	0
L.T. Tolbert	2B	4	0	0	0	1	Luke Reynolds	DH	4	0	1	0	0
Andy Yerzy	C	4	1	2	1	0	Levi Jordan	2B	3	1	1	0	1
Joey Rose	3B	4	0	1	0	0	Jonathan Sierra	RF	4	0	0	0	1
Buddy Kennedy	DH	4	0	0	0	0	Jake Slaughter	3B	4	0	2	0	2
Francis Martinez	1B	4	0	1	0	0	Fernando Kelli	CF	4	1	2	1	0
Will Gorman	RF	3	0	0	0	0	Caleb Knight	C	3	0	1	0	0
a-Z. Shannon	PH	1	0	0	0	0	Luis Vazquez	SS	4	1	1	0	0
Jorge Perez	LF	2	1	0	0	1							
a-Grounded out for Gorman in the 9th													

BATTING

2B: Rose, Martinez, Yerzy
 3B: Perdomo HR: Yerzy
 Team RISP: 0-for-11 Team LOB: 6

BASERUNNING

SB: McCarthy CS: McCarthy

FIELDING

E: Rose, Weiss, Perez DP: 1

Hillsboro	IP	H	R	ER	BB	SO	HR	Eugene	IP	H	R	ER	BB	SO	HR
Matt Tabor															

2018 South Division Series Game 2 • Sept. 6
Eugene 3, Hops 2 • Eugene wins best-of-three series 2-0

	1	2	3	4	5	6	7	8	9	R	H	E
Eugene	0	0	0	0	0	3	0	0	0	3	4	0
Hillsboro	1	0	0	0	0	1	0	0	0	2	7	2

Eugene	AB	R	H	BI	BB	SO	Hillsboro	AB	R	H	BI	BB	SO
Grant Fennell 1B	4	0	0	0	0	4	Jake McCarthy CF	4	1	1	0	0	1
Nels Velazquez LF	4	1	1	0	0	2	Ger. Perdomo SS	4	0	1	0	0	1
Luke Reynolds DH	4	0	1	1	0	0	L.T. Tolbert 2B	3	1	1	1	0	2
Levi Jordan 2B	4	0	0	0	0	0	Andy Yerzy C	3	0	0	0	1	0
Jonathan Sierra RF	2	0	0	0	1	0	Zack Shannon 1B	2	0	0	0	1	0
Jake Slaughter 3B	3	0	0	0	0	1	1-K. Watson Jr. PR	0	0	0	0	0	0
Fernando Kelli CF	3	0	0	0	0	2	David Garza Jr. 1B	1	0	0	0	0	1
Caleb Knight C	3	1	1	0	0	2	Joey Rose 3B	4	0	0	1	0	2
Luis Vazquez SS	3	1	1	0	0	0	Buddy Kennedy DH	3	0	1	0	1	0
							Keshawn Lynch RF	2	0	0	0	0	1
							a-Zach Almond PH	1	0	0	0	0	1
							Dan Swain RF	0	0	0	0	0	0
							b-Will Gorman PH	1	0	1	0	0	0
							Jorge Perez LF	4	0	2	0	0	2
							a-K'd for Lynch in 6th b-2B for Swain in 9th						
							1-Ran for Shannon in the 6th						

BATTING
2B: Reynolds
Team RISP: 2-for-4 **Team LOB:** 1

BASERUNNING
SB: Knight, Vazquez, Velazquez
CS: Sierra

FIELDING
PB: Knight **Pickoffs:** Carrera

Eugene	IP	H	R	ER	BB	SO	HR	Hillsboro	IP	H	R	ER	BB	SO	HR
Faust. Carrera	5.1	5	2	1	2	4	0	Matt Mercer	4.0	0	0	0	0	6	0
Faur. Guerrero	0.2	0	0	0	1	1	0	Jake Goddard	1.2	3	3	3	0	1	0
Sean Barry	2.1	2	0	0	0	5	0	Travis Moths	1.1	1	0	0	1	2	0
Ril. McCauley	0.2	0	0	0	0	1	0	Josh Green	2.0	0	0	0	0	2	0
Totals	9.0	7	2	1	3	11	0	Totals	9.0	4	3	3	1	11	0

Win: Carrera **Loss:** Goddard **Save:** McCauley **HBP:** McCarthy (by Carrera).
Inherited runners-scored: Guerrero, F 2-1, McCauley 2-0, Moths 1-1.
Umpires: HP: Bryan Van Vranken 1B: Jeff Hamann 2B: Andrew Clark
 3B: Emma Charlesworth-Seiler
Weather: 85 degrees, clear **Wind:** 6 mph, Out to LF **T:** 3:00 **Att:** 2,338

2019 South Division Series Game 2 • Sept. 5
Hops 6, Salem-Keizer 3 • Hops win best-of-three series 2-0

	1	2	3	4	5	6	7	8	9	R	H	E
Hillsboro	2	1	0	0	2	0	1	0	0	6	9	0
Salem-Keizer	0	2	0	0	0	0	1	0	0	3	5	2

Hillsboro	AB	R	H	BI	BB	SO	Salem-Keizer	AB	R	H	BI	BB	SO
Ricky Martinez 2B	5	0	1	0	0	1	Jairo Pomares RF	5	0	0	0	0	2
Jorge Barrosa RF	3	3	0	0	2	1	Alex Canario CF	3	0	0	0	1	2
Tristin English 3B	4	1	2	0	0	0	Armani Smith LF	4	0	0	0	0	2
Ryan January DH	5	1	2	3	0	1	Yoris Rodriguez 2B	4	0	0	0	0	2
Liover Peguero SS	4	0	1	1	0	0	Luis Toribio 3B	4	1	1	0	0	2
Corbin Carroll CF	4	0	0	0	0	0	B. Martorano C	2	1	0	0	1	2
Jesus Marriaga LF	3	1	1	0	0	2	Tyler Flores 1B	3	0	1	1	1	0
Andy Yerzy 1B	3	0	1	0	1	1	Harrison Freed DH	4	1	2	1	0	0
Lyle Lin C	3	0	1	1	0	0	Jeff Houghtby SS	3	0	1	1	1	0

BATTING
2B: Martinez, January, Peguero, Yerzy
3B: English **SF:** Lin
Team RISP: 3-for-15 **Team LOB:** 7

BASERUNNING
SB: Marriaga 3 **PO:** Martinez (1st base by Nurse), English (3rd base by Martorano)

BATTING
2B: Flores, Houghtby **HR:** Freed
Team RISP: 1-for-9 **Team LOB:** 7

FIELDING
E: Flores, Smith **Pickoffs:** Nurse (Martinez at 1st base), Martorano (English at 3rd base)
DP: 1

Hillsboro IP H R ER BB SO HR
 C. Grammes 3.0 2 2 2 2 3 0
 Ryne Nelson 3.0 1 0 0 0 4 0
 Liu Fuenmayor 1.0 1 1 0 1 1
 Justin Garcia 1.0 0 0 0 0 0
 Eduar. Herrera 0.2 1 0 0 2 2 0
 Mailon Arroyo 0.1 0 0 0 0 0
Totals **9.0** **5** **3** **3** **4** **10** **1**

Salem-Keizer IP H R ER BB SO HR
 Caleb Kilian 4.0 4 3 1 1 2 0
 Conner Nurse 2.0 3 3 3 2 1 0
 Ben Madison 2.0 1 0 0 0 2 0
 Deiyyer. Bolivar 1.0 1 0 0 0 1 0
Totals **9.0** **9** **6** **4** **3** **6** **0**

Nurse pitched to 2 batters in the 7th **Win:** Nelson **Loss:** Kilian **Save:** Arroyo
WP: Grammes, Madison **HBP:** Marriaga (by Kilian), English (by Nurse), Martorano (by Nelson) **Pitches-strikes:** Grammes 47-28, Nelson 39-29, Fuenmayor 13-8, Garcia 9-6, Herrera 24-11, Arroyo 2-2, Kilian 63-37, Nurse 40-19, Madison 27-18, Bolivar 11-6
Inherited runners-scored: Arroyo 3-0, Madison 2-1
Umpires: HP: Guill. Rodriguez 1B: Kellen Martin 2B: Matt Barrett 3B: Nick McFarland
Weather: 86 degrees, Overcast **Wind:** 4 mph, Varies **T:** 3:00 **Att:** 1,994

2019 South Division Series Game 1 • Sept. 4
Hops 2, Salem-Keizer 1 • Hops lead best-of-three series 1-0

	1	2	3	4	5	6	7	8	9	R	H	E
Salem-Keizer	0	0	0	1	0	0	0	0	0	1	1	3
Hillsboro	0	0	0	0	0	0	0	1	1	2	6	0

One out when winning run scored

Salem-Keizer	AB	R	H	BI	BB	SO	Hillsboro	AB	R	H	BI	BB	SO
Yoris Rodriguez 2B	4	1	1	1	0	0	Ricky Martinez 2B	4	0	1	0	0	0
Jairo Pomares DH	3	0	0	0	0	1	Jorge Barrosa RF	4	0	0	0	0	1
Alex Canario CF	3	0	0	0	0	3	Tristin English 3B	4	1	0	0	0	0
Armani Smith LF	3	0	0	0	0	0	Ryan January DH	3	0	0	0	1	3
Luis Toribio 3B	3	0	0	0	0	2	Liover Peguero SS	4	0	1	1	0	2
Carter Aldrete 1B	3	0	0	0	0	2	Corbin Carroll CF	3	1	1	0	0	0
Kwan Adkins RF	3	0	0	0	0	2	Jesus Marriaga LF	3	0	0	0	0	1
B. Martorano C	3	0	0	0	0	2	Andy Yerzy 1B	2	0	1	1	1	0
Abdiel Layer SS	3	0	0	0	0	1	Lyle Lin C	3	0	2	0	0	0

BATTING
HR: Rodriguez

BATTING
2B: Peguero
GDP: Martinez
Team RISP: 2-for-6 **Team LOB:** 5

FIELDING
E: Toribio, Figueroa, Aldrete
Pickoffs: Martorano (Lin at 1st base)
PB: Martorano **DP:** 1

BASERUNNING
CS: Martinez **PO:** Lin

Salem-Keizer	IP	H	R	ER	BB	SO	HR	Hillsboro	IP	H	R	ER	BB	SO	HR
Kervin Castro	2.0	0	0	0	0	1	0	Tyler Holton	6.0	1	1	0	0	10	1
Travis Perry	5.0	3	0	0	1	5	0	Nick Snyder	3.0	0	0	0	0	3	0
Mig. Figueroa	1.1	3	2	1	1	1	0	Totals	9.0	1	1	1	0	13	1
Totals	8.1	6	2	1	2	7	0								

Win: Snyder **Loss:** Figueroa
Pitches-strikes: Castro 24-17, Perry 66-44, Figueroa 37-23, Holton 75-56, Snyder 27-20
Umpires: HP: Nick McFarland 1B: Guill. Rodriguez 2B: Kellen Martin 3B: Matt Barrett
Weather: 81 degrees, Clear **Wind:** 7 mph, Out To RF **T:** 2:07 **Att:** 2,015

2019 NWL Championship Series Game 1 • Sept. 7
Hops 5, Tri-City 3 • Hops lead best-of-five series 1-0

	1	2	3	4	5	6	7	8	9	R	H	E
Tri-City	0	0	0	0	0	1	1	0	1	3	7	3
Hillsboro	0	0	0	0	0	0	0	1	4	5	4	0

Two out when winning run scored

Tri-City	AB	R	H	BI	BB	SO	Hillsboro	AB	R	H	BI	BB	SO
Reinaldo Ilarrazza 2B	4	0	2	0	0	2	Ricky Martinez 2B	4	0	1	1	0	1
Jordy Barley SS	4	0	1	0	0	2	Jorge Barrosa RF	4	0	0	0	0	0
Logan Driscoll C	2	0	0	1	1	0	Tristin English 3B	4	0	0	0	0	2
Kelvin Melean 3B	4	1	1	0	0	0	Dom Canzone DH	3	1	1	0	0	0
Jack Stronach RF	4	0	1	1	0	1	Liover Peguero SS	3	1	0	0	1	1
Luke Becker lf/1b	4	0	0	0	0	1	Corbin Carroll CF	3	1	0	0	1	3
Nick Gatewood DH	4	1	1	1	0	0	Jesus Marriaga LF	3	0	0	1	0	1
Jason Pineda 1B	3	0	0	0	0	3	Andy Yerzy 1B	4	2	2	3	0	0
Tre Carter LF	0	0	0	0	0	0	Lyle Lin C	2	0	0	0	0	1
Matthew Acosta CF	3	1	1	0	0	1	a-Ryan January ph/c	1	0	0	0	0	0

BATTING
2B: Acosta, Stronach **HR:** Gatewood
SF: Driscoll **GDP:** Barley
Team RISP: 1-for-7 **Team LOB:** 4

BASERUNNING
SB: Melean, Ilarrazza

FIELDING
E: Pineda, Melean, Ilarrazza **PB:** Driscoll 2

Tri-City IP H R ER BB SO HR
 Ignacio Feliz 6.0 1 0 0 0 7 0
 Seth Mayberry 1.2 2 1 1 0 2 0
 Dan Dallas 0.2 0 3 3 2 0 0
 Tom Colletti 0.1 1 1 1 0 0 1
Totals **8.2** **4** **5** **5** **2** **9** **1**

Hillsboro IP H R ER BB SO HR
 Drey Jameson 3.0 2 0 0 1 4 0
 Deyni Olivero 4.2 3 2 2 0 4 1
 Justin Garcia 0.1 0 0 0 0 1 0
 Brenn. Malone 1.0 2 1 1 0 1 0
Totals **9.0** **7** **3** **3** **1** **10** **1**

Win: Malone **Loss:** Dallas **HBP:** Canzone (by Dallas)
Pitches-strikes: Feliz, 180-49, Mayberry 33-21, Dallas 24-12, Colletti 8-5, Jameson 45-31, Olivero 63-40, Garcia, J 6-3, Malone 21-14
Inherited runners-scored: Dallas 1-0, Colletti 3-3
Umpires: HP: Kyle Stutz 1B: Willie Traynor 2B: Guillermo Rodriguez 3B: Kellen Martin
Weather: 63 degrees, Cloudy **Wind:** 0 mph, Calm **T:** 2:57 **Att:** 2,220

2019 NWL Championship Series Game 2 • Sept. 8
Tri-City 9, Hops 1 • Best-of-five series tied 1-1

	1	2	3	4	5	6	7	8	9	R	H	E
Tri-City	6	0	0	1	2	0	0	0	0	9	5	0
Hillsboro	1	0	0	0	0	0	0	0	0	1	3	5

Tri-City	AB	R	H	BI	BB	SO	Hillsboro	AB	R	H	BI	BB	SO
Reinaldo Illaraza 2B	5	1	1	0	0	2	Ricky Martinez 2B	3	1	0	0	1	0
Jordy Barley SS	3	1	1	0	2	1	Jorge Barrosa rf/cr	3	0	0	0	1	0
Logan Driscoll RF	3	1	1	0	2	1	Tristin English 3B	4	0	0	0	0	0
Kelvin Melean 3B	5	0	0	0	0	2	Dom Canzone DH	4	0	1	1	0	2
Jack Stronach LF	4	1	0	1	0	2	Liover Peguero SS	3	0	0	0	0	1
Luke Becker 1B	2	2	0	1	3	1	a-E. Hernandez PH	1	0	0	0	0	0
Nick Gatewood DH	4	0	0	0	0	3	Corbin Carroll CF	3	0	1	0	0	0
a-Mason House ph/dh	1	0	0	0	0	1	Joe Gillette RF	0	0	0	0	0	0
Jonny Homza C	4	1	1	4	0	2	Jesus Marriaga LF	2	0	0	0	1	2
Matthew Acosta CF	1	0	0	0	0	0	Andy Yerzy 1B	2	0	1	0	1	0
1-Tre Carter pr/cf	2	2	1	2	0	1	Lyle Lin C	2	0	0	0	0	0
							Dan. Wasinger C	1	0	0	0	0	0

a-Struck out for Gatewood in the 9th
 1-Ran for Acosta in the 4th

BATTING

HR: Homza (grand slam), Carter
 Team RISP: 2-for-6 Team LOB: 7

BASERUNNING

CS: Barley

Tri-City	IP	H	R	ER	BB	SO	HR
Con. Lehmann 2.0	2	1	1	3	1	0	0
Jas. Reynolds 4.0	0	0	0	1	3	0	0
Sam Keating 3.0	1	0	0	0	1	0	0
Totals	9.0	3	1	4	5	0	

BATTING

Team RISP: 1-for-6 Team LOB: 4

BASERUNNING

SB: Marriaga, Yerzy

FIELDING

E: Walston, Lin, Cruz, Yerzy, Polancic

Hillsboro	IP	H	R	ER	BB	SO	HR
Blake Walston 0.1	1	4	4	2	1	0	0
Jacob Stevens 0.2	1	2	2	1	1	1	1
Cody Reed 2.1	2	1	1	3	4	0	0
Wilfry Cruz 2.2	1	2	2	1	4	1	1
Avery Short 1.0	0	0	0	0	2	0	0
Jake Polancic 1.0	0	0	0	0	2	0	0
Yan Sanchez 1.0	0	0	0	0	2	0	0
Totals	9.0	5	9	7	16	2	

Win: Reynolds Loss: Walston Save: Keating

WP: Lehmann, Keating, Cruz HBP: Stronach (by Walston), Acosta (by Reed)

Pitches-strikes: Lehmann 46-25, Reynolds 53-37, Keating 35-24, Walston 24-12, Stevens 20-9, Reed 49-26, Cruz 44-28, Short 13-9, Polancic 19-14, Sanchez 13-11

Inherited runners-scored: Stevens 3-3, Cruz 3-1

Umpires: HP: Willie Traynor. 1B: Guillermo Rodriguez. 2B: Kellen Martin. 3B: Kyle Stutz

Weather: 64 degrees, Cloudy Wind: 10 mph, In From CF T: 3:07 Att: 1,941

2019 NWL Championship Series Game 4 • Sept. 10
Tri-City 6, Hops 0 • Best-of-five series tied 2-2

	1	2	3	4	5	6	7	8	9	R	H	E
Hillsboro	0	0	0	0	0	0	0	0	0	0	7	1
Tri-City	0	2	0	0	3	1	0	0	x	6	8	1

Hillsboro	AB	R	H	BI	BB	SO	Tri-City	AB	R	H	BI	BB	SO
Ricky Martinez 2B	4	0	0	0	0	3	Reinaldo Illaraza 2B	2	1	1	0	3	0
Corbin Carroll CF	3	0	1	0	1	1	Jordy Barley SS	4	0	1	0	1	1
Tristin English 3B	4	0	1	0	0	1	Logan Driscoll RF	4	1	2	1	0	0
Dom Canzone DH	4	0	1	0	0	0	Kelvin Melean 3B	4	1	0	0	1	0
Liover Peguero SS	4	0	1	0	0	2	Jack Stronach LF	4	0	0	1	1	1
Jorge Barrosa RF	4	0	2	0	0	0	Luke Becker 1B	2	1	1	1	2	1
Andy Yerzy 1B	4	0	1	0	0	2	Nick Gatewood DH	3	0	0	1	0	2
Jesus Marriaga LF	4	0	0	0	0	1	Jonny Homza C	3	0	1	0	1	0
Ryan January C	2	0	0	0	1	1	Matthew Acosta CF	3	2	2	2	1	0
a-E. Hernandez PH	1	0	0	0	0	1							

a-Struck out for January, R in the 9th

BATTING

2B: Canzone SAC: Martinez
 Team RISP: 0-for-11 Team LOB: 10

FIELDING

E: Yerzy DP: 1

Hillsboro	IP	H	R	ER	BB	SO	HR
Marcos Tineo 3.2	6	2	2	1	3	1	0
Liu Fuenmayor 0.2	0	2	2	2	0	0	0
Yan Sanchez 0.0	0	1	1	3	0	0	0
Justin Garcia 0.2	0	0	0	0	0	0	0
Jake Polancic 1.2	2	1	1	3	2	0	0
Jacob Stevens 1.1	0	0	0	1	0	0	0
Totals	8.0	8	6	10	5	1	

Sanchez, Y pitched to 3 batters in the 5th

Win: Sung Loss: Tineo Save: Elliott WP: Polancic 2, Blanchard

Pitches-strikes: Tineo 66-42, Fuenmayor 17-7, Sanchez, Y 14-2, Garcia, J 8-4,

Polancic 41-24, Stevens 17-12, Blanchard 50-33, Sung 33-18, Elliott 54-46

Inherited runners-scored: Fuenmayor 1-0, Sanchez, Y 2-2, Garcia, J 3-1, Stevens 2-0

Umpires: HP: Kellen Martin. 1B: Kyle Stutz. 2B: Willie Traynor. 3B: Guillermo Rodriguez

Weather: 74 degrees, Partly Cloudy Wind: 1 mph, Varies T: 3:03 Att: 1,020

2019 NWL Championship Series Game 3 • Sept. 9
Hops 2, Tri-City 1 • Hops lead best-of-five series 2-1

	1	2	3	4	5	6	7	8	9	R	H	E
Hillsboro	0	0	0	0	0	0	0	2	2	3	0	0
Tri-City	0	0	0	0	0	0	0	0	1	1	5	1

Hillsboro	AB	R	H	BI	BB	SO	Tri-City	AB	R	H	BI	BB	SO
Ricky Martinez 2B	4	0	0	0	0	1	Reinaldo Illaraza 2B	4	1	1	0	0	1
Corbin Carroll CF	4	1	1	0	0	0	Jordy Barley SS	3	0	1	0	1	1
Tristin English 3B	4	1	2	2	0	1	Logan Driscoll RF	3	0	1	0	1	1
Dom Canzone DH	4	0	0	0	0	0	Kelvin Melean 3B	4	0	0	0	0	1
Liover Peguero SS	3	0	0	0	0	2	Jack Stronach LF	4	0	1	1	0	1
Jorge Barrosa RF	3	0	0	0	0	0	Luke Becker 1B	3	0	0	0	1	1
Andy Yerzy 1B	3	0	0	0	0	1	Sean Guilbe DH	2	0	0	0	2	
Jesus Marriaga LF	2	0	0	0	1	2	Johnny Homza C	3	0	0	0	1	
Ryan January C	3	0	0	0	0	1	Tre Carter CF	3	0	1	0	0	

BATTING

HR: English
 Team RISP: 0-for-2 Team LOB: 2

BASERUNNING

CS: Marriaga

FIELDING

DP: 1

Hillsboro	IP	H	R	ER	BB	SO	HR
Tyler Holton 7.0	4	0	0	0	9	0	0
Nick Snyder 1.0	1	1	1	3	0	0	0
Maijon Arroyo 1.0	0	0	0	0	1	0	0
Totals	9.0	5	1	3	10	0	

Snyder pitched to 3 batters in the 9th

Win: Snyder Loss: Acevedo Save: Arroyo

Pitches-strikes: Holton 88-60, Snyder 33-14, Arroyo 19-14, Arias 72-48, Acevedo 32-24

Inherited runners-scored: Arroyo 3-1

Umpires: HP: Guillermo Rodriguez. 1B: Kellen Martin. 2B: Kyle Stutz. 3B: Willie Traynor

Weather: 76 degrees, Partly Cloudy Wind: 5 mph, Out To LF T: 2:32 Att: 1,009

2019 NWL Championship Series Game 5 • Sept. 11
Hops 3, Tri-City 1 • Hops win best-of-five series 3-2

	1	2	3	4	5	6	7	8	9	R	H	E
Hillsboro	0	0	1	1	0	0	1	0	0	3	6	0
Tri-City	1	0	0	0	0	0	0	0	0	1	6	1

Hillsboro	AB	R	H	BI	BB	SO	Tri-City	AB	R	H	BI	BB	SO
Jorge Barrosa RF	5	1	2	0	0	1	Reinaldo Illaraza 2B	2	1	0	0	2	1
Corbin Carroll CF	2	0	1	1	1	0	Jordy Barley SS	4	0	1	0	0	3
Tristin English 3B	4	0	1	1	0	0	Logan Driscoll C	4	0	0	0	0	1
Dom Canzone LF	4	0	0	0	0	1	Kelvin Melean 3B	4	0	2	1	0	0
Liover Peguero SS	4	0	0	0	0	2	Jack Stronach RF	3	0	0	0	1	3
Andy Yerzy 1B	2	0	0	0	2	1	Luke Becker 1B	4	0	0	0	0	1
Lyle Lin C	3	1	1	0	1	0	Nick Gatewood DH	4	0	2	0	0	2
Ryan January DH	4	0	1	1	0	1	Sean Guilbe LF	4	0	1	0	0	3
Ricky Martinez 2B	3	1	0	0	0	1	Matthew Acosta CF	3	0	0	0	0	1

BATTING

2B: Barrosa, Carroll, Lin GDP: Lin
 Team RISP: 3-for-11 Team LOB: 7

BASERUNNING

SB: Carroll

FIELDING

DP: 1

Hillsboro	IP	H	R	ER	BB	SO	HR
Co. Grammes 3.0	4	1	1	1	4	0	0
Ryne Nelson 3.0	2	0	0	1	6	0	0
Justin Garcia 2.0	0	0	0	1	3	0	0
Ed. Herrera 1.0	0	0	0	0	2	0	0
Totals	9.0	6	1	3	15	0	

Dallas pitched to 1 batter in the 7th

Win: Nelson Loss: Thwaites Save: Herrera WP: Lincoln

Balk: Grammes, Dallas HBP: Martinez (by Thwaites), Carroll (by Dallas)

Pitches-strikes: Grammes 55-34, Nelson 59-40, Garcia, J 33-20, Herrera 11-8,

Thwaites 48-31, Mayberry 15-9, Medders 27-14, Dallas 7-3

Hops Single-Season Top Tens (Short Season, 2013-19)

Note: with only one Long Season played so far, there are no top 10 Long-Season Charts.

●●●●●●●● BATTING ●●●●●●●●

BATTING AVERAGE YEAR AVG

(minimum 205 plate appearances)

Pavin Smith	2017	.318
Grant Heyman	2014	.315
Yogey Perez-Ramos	2013	.314
Daulton Varsho	2017	.311
Josh Anderson	2016	.307
Andy Yerzy	2018	.297
Tristin English	2019	.290
Camden Duzenack	2017	.288
Jake McCarthy	2018	.288
Ricky Martinez	2019	.283

GAMES PLAYED YEAR G

Sergio Alcantara	2015	71
Ryan Gebhardt	2013	69
Trevor Mitsui	2015	69
Yogey Perez-Ramos	2013	67
Luke Lowery	2016	67
Francis Martinez	2018	66
Jesus Marriaga	2019	66
Jorge Perez	2018	63
Andy Yerzy	2018	63
Andy Yerzy	2019	63

AT-BATS YEAR AB

Yogey Perez-Ramos	2013	261
Luke Lowery	2016	261
Sergio Alcantara	2015	257
Trevor Mitsui	2015	257
Ryan Gebhardt	2013	252
Francis Martinez	2018	248
Joey Rose	2018	242
Bryan Araiza	2017	241
Ricky Martinez	2019	240
Andy Yerzy	2018	239

PLATE APPEARANCES YEAR PA

Yogey Perez-Ramos	2013	296
Trevor Mitsui	2015	294
Luke Lowery	2016	290
Sergio Alcantara	2015	287
Bryan Araiza	2017	286
Jesus Marriaga	2019	286
Ryan Gebhardt	2013	280
Pedro Ruiz	2014	279
Ricky Martinez	2019	276
Andy Yerzy	2018	276

RUNS SCORED YEAR R

Jesus Marriaga	2019	51
Camden Duzenack	2017	43
Daulton Varsho	2017	36
Yogey Perez-Ramos	2013	35
Taylor Ratliff	2013	35
Jordan Parr	2014	35
Drew Ellis	2017	35
George Roberts	2013	34
Sergio Alcantara	2015	34
Pavin Smith	2017	34

HITS YEAR H

Yogey Perez-Ramos	2013	82
Andy Yerzy	2018	71
Grant Heyman	2014	70
Luke Lowery	2016	69
Ricky Martinez	2019	68
Ryan Gebhardt	2013	65
Sergio Alcantara	2015	65
Josh Anderson	2016	65
Luis Veras	2015	64
Camden Duzenack	2017	64

DOUBLES YEAR 2B

Joey Rose	2018	21
Jake McCarthy	2018	17
Yogey Perez-Ramos	2013	16
Jordan Parr	2014	16
Camden Duzenack	2017	16
Daulton Varsho	2017	16
Zach Nehrir	2015	15
Luke Lowery	2016	15
Pavin Smith	2017	15
Francis Martinez	2018	15

TRIPLES YEAR 3B

Yan Sanchez	2017	6
Elvin Soto	2014	5
Steve Nyisztor	2014	4
Fernery Ozuna	2015	4
Ryan January	2018	4
Corbin Carroll	2019	4
Jesus Marriaga	2019	4
11 tied at		3

HOME RUNS YEAR HR

Trevor Mitsui	2015	10
Jason Morozowski	2016	9
Kristian Robinson	2019	9
Zach Esquerra	2013	8
Drew Ellis	2017	8
Joey Rose	2018	8
Andy Yerzy	2018	8
Francis Martinez	2018	8
George Roberts	2013	7
Daulton Varsho	2017	7
Tristin English	2019	7

RBI YEAR RBI

Trevor Mitsui	2015	42
Joey Rose	2018	42
Daulton Varsho	2017	39
Grant Heyman	2014	37
Kristian Robinson	2019	35
Josh Anderson	2016	34
Luke Lowery	2016	34
Camden Duzenack	2017	34
Andy Yerzy	2018	34
Andy Yerzy	2019	34

TOTAL BASES YEAR TB

Andy Yerzy	2018	108
Joey Rose	2018	106
Trevor Mitsui	2015	105
Yogey Perez-Ramos	2013	104
Daulton Varsho	2017	103
Luke Lowery	2016	99
Francis Martinez	2018	96
Grant Heyman	2014	95
Jordan Parr	2014	94
Tristin English	2019	93

WALKS YEAR BB

Jesus Marriaga	2019	45
Marcus Wilson	2016	38
Bryan Araiza	2017	37
Andy Yerzy	2019	37
Taylor Ratliff	2013	34
Pedro Ruiz	2014	32
Taylor Ratliff	2014	31
Andy Yerzy	2018	28
Trevor Mitsui	2015	27
Pavin Smith	2017	27

INTENTIONAL BB YEAR IBB

Andy Yerzy	2018	3
Zach Esquerra	2013	2
Elvin Soto	2014	2
Dansby Swanson	2015	2
Jose Caballero	2018	2
23 tied at		1

ON-BASE PCT. YEAR OBP

(minimum 205 plate appearances)

Pavin Smith	2017	.401
Yogey Perez-Ramos	2013	.382
Andy Yerzy	2018	.382
Jake McCarthy	2018	.378
Jesus Marriaga	2019	.374
Daulton Varsho	2017	.368
Ricky Martinez	2019	.362
Grant Heyman	2014	.356
Tristin English	2019	.356
Camden Duzenack	2017	.353

SLUGGING PCT. YEAR SLG

(minimum 205 plate appearances)

Daulton Varsho	2017	.534
Tristin English	2019	.482
Andy Yerzy	2018	.452
Jake McCarthy	2018	.442
Joey Rose	2018	.438
Josh Anderson	2016	.429
Grant Heyman	2014	.428
Jordan Parr	2014	.416
Pavin Smith	2017	.415
Camden Duzenack	2017	.410

ON BASE + SLUGGING	YEAR	OPS	Taylor Ratliff	2013	4	Bo Takahashi (5-2)	2016	.714
<i>(minimum 205 plate appearances)</i>			Sergio Alcantara	2015	4	Wilfry Cruz (5-2)	2019	.714
Daulton Varsho	2017	.902	6 tied at		3			
Tristin English	2019	.838				EARNED RUN AVG	YEAR	ERA
Andy Yerzy	2018	.834	HIT BY PITCH	YEAR	HBP	(minimum 20 innings pitched)		
Jake McCarthy	2018	.820	Mark Karaviotis	2016	12	Taylor Clarke (21 ip)	2015	0.00
Pavin Smith	2017	.816	Brian Billigen	2013	10	Kevin McCanna (33.1 ip)	2017	0.27
Grant Heyman	2014	.784	Josh Anderson	2015	9	Daniel Gibson (20 ip)	2013	0.45
Yogey Perez-Ramos	2013	.781	Tra Holmes	2017	9	Brody Greer (32.2 ip)	2015	0.83
Josh Anderson	2016	.781	Tra Holmes	2018	9	Matt Brill (20.1 ip)	2017	0.89
Camden Duzenack	2017	.763	Jake McCarthy	2018	9	Trevor McKenna (29 ip)	2018	0.93
Jordan Parr	2014	.757	George Roberts	2013	8	Zac Curtis (27 ip)	2014	1.00
			Grant Heyman	2014	8	Josh Green (33 ip)	2018	1.09
STRIKEOUTS	YEAR	SO	Camden Duzenack	2017	8	Dustin Loggins (38 ip)	2014	1.18
Francis Martinez	2018	88	Tristin English	2019	8	Jared Miller (59.2 ip)	2015	1.81
Jesus Marriaga	2019	85						
Joey Rose	2018	79	GIDP	YEAR	DP	GAMES PITCHED	YEAR	G
Bryan Araiza	2017	71	Trevor Mitsui	2015	10	Jake Winston	2016	28
Andy Yerzy	2018	67	Andy Yerzy	2018	9	Dustin Loggins	2014	27
Luke Lowery	2016	66	George Roberts	2013	8	Cody Geyer	2014	26
Tra Holmes	2017	64	Jordan Parr	2014	8	Riley Smith	2016	25
Zach Esquerra	2013	62	Luis Veras	2016	8	Josh Green	2018	25
Justin Chigbogu	2016	61	Yosbel Gutierrez	2013	7	Justin Garcia	2019	25
Ryan January	2018	61	Ryan Gebhardt	2013	7	Zac Curtis	2014	24
Andy Yerzy	2019	61	Jordan Parr	2013	7	Brody Greer	2015	24
			Cesar Carrasco	2013	7	Tommy Eveld	2016	24
STOLEN BASES	YEAR	SB	Stephen Dezzi	2015	7	Wesley Rodriguez	2018	24
Taylor Ratliff	2013	21	Josh Anderson	2016	7			
Luke Lowery	2016	20				GAMES STARTED	YEAR	GS
Jake McCarthy	2018	20	●●●●●●●● PITCHING ●●●●●●●●			Tyler Bolton	2015	15
Taylor Ratliff	2014	19				Carlos Hernandez	2015	15
Jorge Perez	2018	19	WINS	YEAR	W	Tyler Mark	2016	15
Tra Holmes	2018	19	Deyni Olivero	2019	8	Cody Reed	2015	14
Marcus Wilson	2016	18	Jared Miller	2015	7	Tyler Keele	2017	14
Jordan Parr	2014	17	Anfernee Benitez	2016	7	Matt Tabor	2018	14
Jesus Marriaga	2019	17	Ben Eckels	2013	6	Ben Eckels	2013	13
Fernery Ozuna	2015	16	Carlos Hernandez	2015	6	Ross Gerdeman	2013	13
			Jeferson Mejia	2015	6	5 tied at		12
			Jhoan Duran	2017	6			
CAUGHT STEALING	YEAR	CS	Connor Grey	2017	6	COMPLETE GAMES	YEAR	CG
Jorge Perez	2018	11	Ethan Larrison	2018	6	Ross Gerdeman	2013	1
Jake McCarthy	2018	8	Kenny Hernandez	2018	6	Austin Platt	2013	1
Ricky Martinez	2019	8	Marcos Tineo	2019	6	Kyle Schepel	2013	1
Taylor Ratliff	2014	7				Jared Miller	2015	1
Luke Lowery	2016	6	LOSSES	YEAR	L			
Tra Holmes	2018	6	Ross Gerdeman	2013	7	SHUTOUTS	YEAR	ShO
Ryan Dobson	2018	6	Ben Eckels	2013	6	Ross Gerdeman	2013	1
Jesus Marriaga	2019	6	Scott Schultz	2014	5	Kyle Schepel	2013	1
Ryan Gebhardt	2013	5	Anfernee Benitez	2016	5			
Jordan Parr	2014	5	Tyler Mark	2016	5	SAVES	YEAR	SV
Tra Holmes	2017	5	Mitch Aker	2017	5	Zac Curtis	2014	14
			Tyler Keele	2017	5	Josh Green	2018	11
SACRIFICE FLIES	YEAR	SF	Tyler Vail	2017	5	Eduardo Herrera	2019	8
Gerard Hernandez	2015	7	Six tied at		4	Bryan Menendez	2019	8
Camden Duzenack	2017	7				Erbert Gonzalez	2017	7
Joey Rose	2018	6	WON/LOSS %	YEAR	PCT	Chester Pimentel	2018	7
Taylor Ratliff	2014	5	(minimum 5 decisions)			Jimmie Sherfy	2015	5
Ryan Grotjohn	2017	5	Ethan Larrison (6-1)	2018	.857	Brody Greer	2015	5
7 tied at		4	Kevin McCanna (5-1)	2017	.833	Jake Winston	2015	5
			Junior Garcia (4-1)	2016	.800	Dustin Loggins	2014	4
SACRIFICE BUNTS	YEAR	SAC	Kai-Wei Lin (4-1)	2018	.800			
Pedro Ruiz	2014	7	Michel Gelabert (4-1)	2019	.800			
Adam Walton	2016	6	Jared Miller (7-2)	2015	.777			
Taylor Ratliff	2014	4	Connor Grey (6-2)	2017	.750			
Ryan Gebhardt	2013	4	Deyni Olivero (8-3)	2019	.727			
John Leonard	2013	4						

INNINGS PITCHED	YEAR	IP	BASES ON BALLS	YEAR	BB	WALKS+HITS/INN	YEAR	WHIP
Ross Gerdeman	2013	93.2	Ben Eckels	2013	40	(minimum 20 innings pitched)		
Carlos Hernandez	2015	85.1	Austin Platt	2013	40	Taylor Clarke (21 ip)	2015	0.57
Ben Eckels	2013	83.2	Jeferson Mejia	2015	31	Kevin McCanna (33.1 ip)	2017	0.66
Tyler Bolton	2015	83.1	Anfernee Benitez	2016	31	Tyler Holton (32.1 ip)	2019	0.80
Austin Platt	2013	79.0	Austin Platt	2014	27	Markus Solbach (21 ip)	2014	0.81
Tyler Mark	2016	78.1	Carlos Hernandez	2015	27	J. Shuttlesworth (22.1 ip)	2013	0.85
Tyler Keele	2017	75.0	Tyler Keele	2017	27	Brody Greer (32.2 ip)	2015	0.86
Anfernee Benitez	2016	72.1	Ross Gerdeman	2013	26	Tommy Eveld (29 ip)	2016	0.86
Scott Schultz	2014	69.0	Jeferson Mejia	2016	26	Justin Garcia (35.2 ip)	2019	0.87
Kenny Hernandez	2018	68.0	Jose Martinez	2013	25	Connor Grey (46 ip)	2017	0.87
						Jared Miller (59.2 ip)	2015	0.91
HITS ALLOWED	YEAR	H	INTENTIONAL WALKS	YEAR	IW	●●●●●●●● FIELDING ●●●●●●●●		
Tyler Bolton	2015	94	Brody Greer	2015	3	(For more fielding lists, see the		
Ross Gerdeman	2013	88	Kevin Ginkel	2016	2	Fielding Records section in the back		
Scott Schultz	2014	81	Ethan Larrison	2018	2	of the book.)		
Kenny Hernandez	2018	81	Wesley Rodriguez	2018	2			
Tyler Mark	2016	79	13 tied at		1			
Anfernee Benitez	2016	75						
Austin Platt	2013	71	STRIKEOUTS	YEAR	SO	ERRORS	YEAR	E
Ryan Doran	2014	69	Carlos Hernandez	2015	93	Sergio Alcantara	2015	22
Ben Eckels	2013	65	Tyler Mark	2016	75	Ryan Gebhardt	2013	18
Nick Baker	2014	64	Cody Reed	2015	72	Gonzalez, Justin	2014	18
			Tyler Keele	2017	72	Jordan Parr	2013	16
RUNS	YEAR	R	Luis Frias	2019	72	Josh Anderson	2016	14
Austin Platt	2014	48	Anfernee Benitez	2016	71	Ramos, Eudy	2017	12
Tyler Bolton	2015	45	Marcos Tineo	2019	66	Robertson, Nate	2014	10
Tyler Keele	2017	44	Ben Eckels	2013	60	Pedro Ruiz	2014	10
Scott Schultz	2014	41	Ross Gerdeman	2013	59	Jefferson, Manny	2016	10
Tyler Mark	2016	41	Kenny Hernandez	2018	59	6 tied at		9
Austin Platt	2013	40						
Ross Gerdeman	2013	39	HIT BATTERS	YEAR	HB			
Mitch Aker	2017	38	Ben Eckels	2013	15			
Ben Eckels	2013	35	Jose Martinez	2013	8			
Anfernee Benitez	2016	34	Tyler Keele	2017	8			
Kenny Hernandez	2018	34	Tyler Bolton	2015	7			
			Riley Smith	2017	7			
EARNED RUNS	YEAR	ER	Austin Platt	2014	6			
Austin Platt	2014	38	Wesley Rodriguez	2018	6			
Ross Gerdeman	2013	37	9 tied at		5			
Tyler Bolton	2015	36						
Tyler Keele	2017	36	BALKS	YEAR	W			
Scott Schultz	2014	35	Brody Greer	2015	3			
Tyler Mark	2016	34	Ben Eckels	2013	2			
Kenny Hernandez	2018	33	Karl Triana	2013	2			
Mitch Aker	2017	30	Jhoan Duran	2017	2			
Ben Eckels	2013	29	Kevin Ginkel	2017	2			
Anfernee Benitez	2016	38	Michel Gelabert	2019	2			
			Deyni Olivero	2019	2			
HOME RUNS ALLOWED	YEAR	HR	Many tied at		1			
Kenny Hernandez	2018	11						
Tyler Mark	2016	8	WILD PITCHES	YEAR	WP			
Mitch Aker	2017	8	Anfernee Benitez	2016	15			
Tyler Keele	2017	7	Ariel Hernandez	2015	11			
Austin Platt	2013	5	Tyler Mark	2016	11			
Austin Platt	2014	5	Jeferson Mejia	2015	11			
Nick Baker	2014	5	Ben Eckels	2013	10			
Cody Reed	2015	5	Jeferson Mejia	2015	10			
Jhoan Duran	2017	5	Marcos Tineo	2019	10			
Wilfry Cruz	2019	5	Austin Platt	2013	9			
			Erin Baldwin	2019	9			
			Mike Cetta	2014	8			
			Wesley Rodriguez	2018	8			

Hops Career Top Tens 2013-21

●●●●●●●● BATTING ●●●●●●●●

BATTING AVERAGE YEAR(S) AVG (minimum 205 plate appearances)

Pavin Smith	2017	.318
Yogey Perez-Ramos	2013	.314
Daulton Varsho	2017	.311
Grant Heyman	2014-15	.306
Josh Anderson	2015-16	.291
Camden Duzenack	2017	.288
Jake McCarthy	2018	.288
Ryan Dobson	2017-18	.280
Axel Andueza	2021	.273
Sergio Alcantara	2015-16	.263

GAMES PLAYED YEAR(S) G

Andy Yerzy	'18-19, '21	187
Tristin English	2019, '21	133
Jorge Barrosa	2019, '21	118
Taylor Ratliff	2013-14	116
Tra Holmes	'17-18, '21	115
Nate Robertson	2014-15	111
Jordan Parr	2013-14	108
Luis Veras	2015-16	101
Josh Anderson	2015-16	98
Nick Dalesandro	2019, '21	96
Elvin Soto	2013-14	96

AT-BATS YEAR(S) AB

Andy Yerzy	'18-19, '21	676
Tristin English	2019, '21	495
Jorge Barrosa	2019, '21	465
Tra Holmes	'17-18, '21	409
Taylor Ratliff	2013-14	404
Jordan Parr	2013-14	385
Luis Veras	2015-16	376
Josh Anderson	2015-16	364
Nate Robertson	2014-15	363
Blaze Alexander	2021	339

PLATE APPEARANCES YEAR(S) PA

Andy Yerzy	'18-19, '21	793
Tristin English	2019, '21	564
Jorge Barrosa	2019, '21	524
Taylor Ratliff	2013-14	488
Tra Holmes	'17-18, '21	470
Jordan Parr	2013-14	439
Josh Anderson	2015-16	401
Luis Veras	2015-16	400
Nate Robertson	2014-15	396
Blaze Alexander	2021	389

RUNS SCORED YEAR(S) R

Andy Yerzy	'18-19, '21	89
Tra Holmes	'17-18, '21	76
Tristin English	2019, '21	72
Taylor Ratliff	2013-14	68
Jorge Barrosa	2019, '21	66
Blaze Alexander	2021	60
Jordan Parr	2013-14	53
Jesus Marriaga	2019	51
Nate Robertson	2014-15	46
Sergio Alcantara	2015-16	46

HITS YEAR(S) H

Andy Yerzy	'18-19, '21	169
Tristin English	2019, '21	129
Jorge Barrosa	2018, '21	118
Josh Anderson	2015-16	106
Tra Holmes	'17-18, '21	96
Jordan Parr	2013-14	96
Luis Veras	2015-16	96
Grant Heyman	2014-15	91
Alexis Olmeda	2015-16	83
Taylor Ratliff	2013-14	82
Ricky Martinez	2019, '21	82
Yogey Perez-Ramos	2013	82

DOUBLES YEAR(S) 2B

Andy Yerzy	'18-19, '21	31
Jorge Barrosa	2019, '21	30
Tristin English	2019, '21	27
Jordan Parr	2013-14	24
Luis Veras	2015-16	24
Joey Rose	2018	21
Josh Anderson	2015-16	19
Elvin Soto	2013-14	19
Jake McCarthy	2018	17
5 tied at		16

TRIPLES YEAR(S) 3B

Corbin Carroll	2019, '21	6
Elvin Soto	2013-14	6
Yan Sanchez	2017	6
Jorge Barrosa	2019, '21	5
Cam Coursey	2021	5
8 tied at		4

HOME RUNS YEAR(S) HR

Andy Yerzy	'18-19, '21	28
Tristin English	2019, '21	17
Eduardo Diaz	2021	14
Blaze Alexander	2021	10
Dom Canzone	2019, '21	10
Zach Esquerria	2013-14	10
Trevor Mitsui	2015	10
Spencer Brickhouse	2021	9
Jason Morozowski	2016	9
Kristian Robinson	2019	9

RBIs YEAR(S) RBI

Andy Yerzy	'18-19, '21	107
Tristin English	2019, '21	78
George Roberts	2013-14	52
Zach Esquerria	2013-14	48
Josh Anderson	2015-16	48
Jorge Barrosa	2019, '21	47
Tra Holmes	'17-18, '21	45
Grant Heyman	2014-15	45
Jordan Parr	2013-14	44
Trevor Mitsui	2015	42

TOTAL BASES YEAR(S) TB

Andy Yerzy	'18-19, '21	286
Tristin English	2019, '21	211
Jorge Barrosa	2019, '21	173
Jordan Parr	2013-14	148
Josh Anderson	2015-16	146
Tra Holmes	2019, '21	141
Luis Veras	2015-16	132
Blaze Alexander	2021	126
Elvin Soto	2013-14	121
Zach Esquerria	2013-14	120
Dom Canzone	2019, '21	120

WALKS YEAR(S) BB

Andy Yerzy	'18-19, '21	96
Taylor Ratliff	2013-14	65
Nick Dalesandro	2019, '21	48
Jesus Marriaga	2019	45
Blaze Alexander	2021	44
Ryan January	2018-19	44
Jorge Barrosa	2019, '21	43
Tristin English	2019, '21	41
Jordan Parr	2013-14	41
Tra Holmes	'17-18, '21	40

INTENTIONAL BB YEAR(S) IBB

Andy Yerzy	2018-19	4
Elvin Soto	2013-14	2
Zach Esquerria	2013-14	2
Dansby Swanson	2015	2
Jose Caballero	2018	2
24 tied at		1

ON-BASE PCT. YEAR(S) OBP (minimum 205 plate appearances)

Pavin Smith	2017	.401
Yogey Perez-Ramos	2013	.382
Ryan Dobson	2017-18	.379
Jake McCarthy	2018	.378
Jesus Marriaga	2019	.374
Daulton Varsho	2017	.368
Nick Dalesandro	2019, '21	.356
Andy Yerzy	'18-19, '21	.354
Camden Duzenack	2017	.353
Ryan January	2018-19	.351

SLUGGING PCT. YEAR(S) SLG (minimum 205 plate appearances)

Daulton Varsho	2017	.534
Dom Canzone	2019, '21	.463
Eduardo Diaz	2021	.463
Jake McCarthy	2018	.442
Joey Rose	2016, '18	.434
Zach Esquerria	2013-14	.429
Tristin English	2019, '21	.426
Andy Yerzy	'18-19, '21	.423
Pavin Smith	2017	.415
Camden Duzenack	2017	.410

ON BASE + SLUGGING	YEAR(S)	OPS	HIT BY PITCH	YEAR(S)	HBP	EARNED RUN AVG	YEAR(S)	ERA
<i>(minimum 205 plate appearances)</i>			Tra Holmes	'17-18, '21	19	<i>(minimum 40 innings pitched)</i>		
Daulton Varsho	2017	.902	Tristin English	2019, '21	19	Trevor McKenna (41ip)	2018-19	1.79
Jake McCarthy	2018	.820	Andy Yerzy	'18-19, '21	16	Deyni Olivero (64.2 ip)	2019	2.09
Pavin Smith	2017	.816	Josh Anderson	2015-16	15	Luis Frias (86.1ip)	'18-19, '21	2.19
Dom Canzone	2019, '21	.786	Jorge Barrosa	2019, '21	13	Connor Grey (55.2 ip)	2016-17	2.28
Yogey Perez-Ramos	2013	.781	Mark Karaviotis	2016	12	Jared Miller (90.1 ip)	2014-15, '19	2.30
Andy Yerzy	'18-19, '21	.777	Ricky Martinez	2019, '21	11	Ryan Doran (84 ip)	2013-14	2.46
Camden Duzenack	2017	.763	Brian Billigen	2013	10	Brandon Pfaadt (58ip)	2021	2.48
Tristin English	2019, '21	.761	Jake McCarthy	2018	9	Bo Takahashi (50.1 ip)	2016	2.50
Josh Anderson	2015-16	.750	4 tied at		8	C. Hernandez (91ip)	2015, '17-18	2.57
Grant Heyman	2014-15	.749				Ryne Nelson (58ip)	2018, '21	2.64
STRIKEOUTS	YEAR(S)	SO	GIDP	YEAR(S)	DP	GAMES PITCHED	YEAR(S)	G
Andy Yerzy	'18-19, '21	196	Andy Yerzy	'18-19, '21	18	Wesley Rodriguez	2016, '18, '21	53
Tra Holmes	'17-18, '21	145	Jordan Parr	2013-14	15	Kai-Wei Lin	2018, '21	51
Blaze Alexander	2021	126	Luis Veras	2015-16	12	Nick Snyder	2019, '21	43
Tristin English	2019, '21	111	Josh Anderson	2015-16	11	Kevin Ginkel	2016-17	38
Taylor Ratliff	2013-14	108	Tristin English	2019, '21	11	Justin Garcia	2018-19	36
Spencer Brickhouse	2021	102	Trevor Mitsui	2015	10	Yaramil Hiraldo	2019, '21	35
Zach Esquerra	2013-14	101	George Roberts	2013-14	9	Kyler Stout	2019, '21	35
Nate Robertson	2014-15	98	Axel Andueza	2021	9	Riley Smith	2016-17	33
Alexis Olmeda	2015-16	93	7 tied at		7	Trevor McKenna	2018-19	33
Ricky Martinez	2019, '21	91				Mailon Arroyo	2019, '21	32
STOLEN BASES	YEAR(S)	SB	WINS	YEAR(S)	W	GAMES STARTED	YEAR(S)	GS
Tra Holmes	'17-18, '21	41	Jeferson Mejia	2015-17	10	Ben Eckels	2013-14	23
Taylor Ratliff	2013-14	40	Ben Eckels	2013-14	9	Tyler Mark	2015-16	23
Nick Dalesandro	2019, '21	35	Kenny Hernandez	2018, '21	9	Drey Jameson	2019, '21	20
Jorge Barrosa	2019, '21	28	Deyni Olivero	2019	8	Luis Frias	'18-19, '21	19
Jordan Parr	2013-14	27	Jared Miller	2014-15, '19	8	Austin Platt	2013-14	18
Ricky Martinez	2019, '21	25	Marcos Tineo	2019, '21	8	Matt Tabor	2018, '21	17
Jorge Perez	2017-18	25	Anfernee Benitez	2016	7	Carlos Hernandez	2015, '17-18	16
Leodany Perez	2021	24	Austin Platt	2013-14	7	Ryne Nelson	2019, '21	15
4 tied at		20	Cody Reed	2015, '19	7	Tyler Bolton	2015	15
			Tyler Mark	2015-16	7	4 tied at		14
CAUGHT STEALING	YEAR(S)	CS	LOSSES	YEAR(S)	L	COMPLETE GAMES	YEAR(S)	CG
Tra Holmes	'17-18, '21	14	Ben Eckels	2013-14	7	Ross Gerdeman	2013	1
Jorge Perez	2017-18	12	Ross Gerdeman	2013	7	Austin Platt	2013	1
Jorge Barrosa	2019, '21	11	Tyler Mark	2015-16	7	Kyle Schepel	2013	1
Taylor Ratliff	2013-14	10	Luis Frias	'18-19, '21	7	Jared Miller	2015	1
Ricky Martinez	2019, '21	9	Nick Snyder	2019, '21	7	Brandon Pfaadt	2021	1
Ryan Dobson	2017-18	9	Austin Platt	2013-14	6	Drey Jameson	2021	1
Jake McCarthy	2018	8	Jeferson Mejia	2015-17	6			
Nick Dalesandro	2019, '21	7	Kenny Hernandez	2018, '21	6	SHUTOUTS	YEAR(S)	ShO
4 tied at		6	Anfernee Benitez	2016-17	6	Ross Gerdeman	2013	1
			Wesley Rodriguez	'16, '18, '21	6	Kyle Schepel	2013	1
SACRIFICE FLIES	YEAR(S)	SF	WON/LOSS %	YEAR(S)	PCT	Brandon Pfaadt	2021	1
Tristin English	2019, '21	9	<i>(minimum 6 decisions)</i>			SAVES	YEAR(S)	SV
Gerard Hernandez	2015	7	Junior Garcia (6-1)	2016-17	.857	Zac Curtis	2014	14
Camden Duzenack	2017	7	Ethan Larrison (6-1)	2018-19	.857	Josh Green	2018	11
Joey Rose	2018	6	Kai-Wei Lin (6-1)	2018, '21	.857	Yaramil Hiraldo	2019, '21	9
7 tied at		5	Kevin McCanna (5-1)	2017	.833	Eduardo Herrera	2019	8
			Connor Grey (6-2)	2016-17	.750	Bryan Menendez	2019	8
SACRIFICE BUNTS	YEAR(S)	SAC	Jared Miller (8-3)	2014-15, '19	.727	Erbert Gonzalez	2017	7
Taylor Ratliff	2013-14	8	Deyni Olivero (8-3)	2019	.727	Chester Pimentel	2018	7
Pedro Ruiz	2014	7	Bo Takahashi (5-2)	2016	.714	Joe Jones	2021	6
Adam Walton	2016	6	Wilfry Cruz (5-2)	2019	.714	Nick Snyder	2019, '21	6
Ryan Dobson	2017-18	5	7 tied at		.667	4 tied at		5
Elvin Soto	2013-14	5						
6 tied at		4						


INNINGS PITCHED	YEAR(S)	IP	BASES ON BALLS	YEAR(S)	BB	WALKS+HITS/INN	YEAR(S)	WHIP
Austin Platt	2013-14	131.2	Austin Platt	2013-14	67	(minimum 40 innings pitched)		
Ben Eckels	2013-14	131.0	Jeferson Mejia	2015-17	60	Connor Grey (55.2 ip)	2016-17	0.83
Tyler Mark	2015-16	114.1	Ben Eckels	2013-14	54	Brandon Pfaadt (58 ip)	2021	0.91
Kenny Hernandez	2018, '21	109.1	Jose Martinez	2013, '15-17	45	Justin Garcia (51.2 ip)	2018-19	0.98
Ross Gerdeman	2013	93.2	Nick Snyder	2019, '21	43	Jared Miller (90.1 ip)	2014-15, '19	1.00
Jeferson Mejia	2015-17	91.1	Luis Frias	'18-19, '21	36	Ryne Nelson (58 ip)	2019, '21	1.03
Carlos Hernandez	'15, '17-18	91.0	Carlos Hernandez	'15, '17-18	35	C. Hernandez (91 ip)	2015, '17-18	1.08
Marcos Tineo	2019, '21	90.1	Wesley Rodriguez	'16, '18, '21	35	Deyni Olivero (64.2 ip)	2019	1.08
Jared Miller	2014-15, '19	90.1	Anfernee Benitez	2016-17	34	Riley Smith (79.1)	2016-17	1.09
Luis Frias	2018-19, '21	86.1	2 tied at		32	Adrian Del Moral (45ip)	2018-19	1.09
						Kevin Ginkel (54.1 ip)	2016-17	1.11
HITS ALLOWED	YEAR(S)	H	INTENTIONAL WALKS	YEAR(S)	IW	●●●●●●●● FIELDING ●●●●●●●●		
Austin Platt	2013-14	130	Brody Greer	2015	3	(For more fielding lists, see the Fielding Records section)		
Tyler Mark	2015-16	122	Kevin Ginkel	2016-17	3			
Kenny Hernandez	2018, '21	110	Wesley Rodriguez	2016, '18	2			
Justin Vernia	2021	104	Ethan Larrison	2018-19	2			
Ben Eckels	2013-14	103	14 tied at		1			
Tyler Bolton	2015	94						
Ryan Doran	2013-14	92	STRIKEOUTS	YEAR(S)	SO			
Anfernee Benitez	2016-17	90	Ben Eckels	2013-14	117	ERRORS	YEAR(S)	E
Ross Gerdeman	2013	88	Luis Frias	'18-19, '21	114	Sergio Alcantara	2015-16	26
Jeferson Mejia	2015-17	88	Kenny Hernandez	2018, '21	108	Josh Anderson	2015-16	20
			Carlos Hernandez	'15, '17-18	101	Jordan Parr	2013-14	19
RUNS ALLOWED	YEAR(S)	R	Tyler Mark	2015-16	99	Ryan Gebhardt	2013	18
Austin Platt	2013-14	88	Jeferson Mejia	2015-17	97	Gonzalez, Justin	2014	18
Tyler Mark	2015-16	64	Austin Platt	2013-14	94	Blaze Alexander	2021	18
Jeferson Mejia	2015-17	63	Drey Jameson	2019, '21	89	Robertson, Nate	2014	16
Justin Vernia	2021	59	Kai-Wei Lin	2018, '21	87	Ramos, Eudy	2017	12
Kenny Hernandez	2018, '21	57	Marcos Tineo	2019, '21	87	Tristin English	2019, '21	12
Ben Eckels	2013-14	49				5 tied at		10
Tyler Bolton	2015	45	HIT BATTERS	YEAR(S)	HB			
Tyler Keele	2017	44	Ben Eckels	2013-14	19			
Scott Schultz	2014	41	Jose Martinez	2013, '15-17	14			
Kai-Wei Lin	2018, '21	40	Austin Platt	2013-14	11			
			Jeferson Mejia	2015-17	9			
EARNED RUNS	YEAR(S)	ER	Tyler Keele	2017	8			
Austin Platt	2013-14	61	Wesley Rodriguez	'16, '18, '21	8			
Tyler Mark	2015-16	55	4 tied at		7			
Justin Vernia	2021	52						
Kenny Hernandez	2018, '21	51	BALKS	YEAR(S)	W			
Jeferson Mejia	2015-17	51	Brody Greer	2015	3			
Ben Eckels	2013-14	43	Karl Triana	2013	2			
Ross Gerdeman	2013	37	Ben Eckels	2013-14	2			
Tyler Bolton	2015	36	Austin Platt	2013-14	2			
Tyler Keele	2017	36	Kevin Ginkel	2016-17	2			
Kai-Wei Lin	2018, '21	36	Jhoan Duran	2017	2			
			Michel Gelabert	2019	2			
HOME RUNS	YEAR(S)	HR	Deyni Olivero	2019	2			
Kenny Hernandez	2018, '21	17	Drey Jameson	2019, '21	2			
Tyler Mark	2015-16	12	Blake Workman	2021	2			
Blake Walston	2019, '21	12						
Austin Platt	2013-14	10	WILD PITCHES	YEAR(S)	WP			
Drey Jameson	2019, '21	10	Jeferson Mejia	2015-17	21			
Mitch Aker	2017	8	Marcos Tineo	2019, '21	17			
Justin Vernia	2021	8	Tyler Mark	2015-16	17			
Tyler Keele	2017	7	Austin Platt	2013-14	16			
Kai-Wei Lin	2018, '21	7	Anfernee Benitez	2016-17	16			
Mailon Arroyo	2019, '21	7	Ben Eckels	2013-14	13			
			Jose Martinez	2013, '15-17	13			
			Kai-Wei Lin	2018, '21	13			
			Wesley Rodriguez	'16, '18, '21	12			
			Ariel Hernandez	2015	11			

Hillsboro Hops All-Time Register (2013-2021)

Managers



Audo Vicente
2013



J.R. House
2014



Shelley Duncan
2015-16



Shawn Roof
2017-18




Javier Colina
2019



Vince Harrison
2021

Pitching Coaches



Doug Drabek
2013-15



Mike "Bird" Parrott
2016-18



J.R. House
2013



Mark Grace
2014



Javier Colina
2015



Jose Amado
2016



Barry Enright
2019



Shane Loux
2021



Franklin Stubbs
2017, 2019



Micah Franklin
2018




K.C. Judge
2021

Additional Coaches



Ben Petrick
2013-2019



Jorge Cortes
2017



Jaime Del Valle
2018



Chuy Mendoza
2019



Juan Francia
2021

Other Staff



Kevin McCarthy
Trainer • 2013



David Lasnier
Strength Coach • 2013



Chad Moeller
Trainer • 2014



Sean Light
Strength Coach • 2014



Ryne Eubanks
Trainer • 2015



David Harrigan
Strength Coach • 2015



Eddie Nungesser
Trainer • 2016



Jeremy Fradin
Strength Coach • 2016



Kelly Boyce
Trainer • 2017



Scott Shipman
Strength Coach • 2017




Michael Powell
Trainer • 2018



Derek Clovis
Strength • 2018-19



Damon Reel
Trainer • 2019,'21



Nathan Friedman
Strength Coach • 2021

Hillsboro Hops All-Time Player Register (2013-2021)



Mitch Aker
RHP • 2017 • 8g



Sergio Alcantara
SS/2B • 2015-16 • 86g



Blaze Alexander
SS • 2021 • 92g



Zach Almond
1B • '18 • playoffs only




Jose Almonte
RHP • 2019 • 4g



Josh Anderson
1B/3B • 2015-16 • 98g



Kyle Anderson
LHP • 2014 • 12g




Axel Andueza
C/1B • 2021 • 79g



Bryan Araiza
OF • 2017 • 62g



Taylor Ard
3B/1B • 2014 • 10g



Joey Armstrong
OF • 2015 • 13g



Mailon Arroyo
RHP • 2019,'21 • 32g



Bobby Ay
RHP • 2021 • 13g



Kyle Backhus
LHP • 2021 • 2g



Tyler Badamo
RHP • 2017 • 6g



Nick Baker
RHP • 2014 • 16g



Tyler Baker
C • 2014 • 23g



Erin Baldwin
RHP • 2019 • 17g



Jorge Barrosa
OF • 2019 • 57g



Cal Becker
RHP • 2017 • 13g



Kirby Bellow
LHP • 2015-16 • 14g



Anfernee Benitez
LHP • 2016-17 • 24g



Palmer Betts
RHP • 2016 • 10g



Justin Bianco
OF • 2013 • 3g



Brian Billigen
OF • 2013 • 56g



Nick Blackburn
RHP • 2016 • 3g



Aaron Blair
RHP • 2013 • 8g



Tyler Bolton
RHP • 2015 • 16g



J.R. Bradley
RHP • 2013 • 15g



Spencer Brickhouse
1B • 2021 • 64g



Matt Brill
RHP • 2017 • 18g



Max Brown
RF • 2016 • 5g



Ryan Burr
RHP • 2015 • 13g



D.J. Burt
2B/RF • 2021 • 3g



Alex Byo
RHP • 2013-14 • 15g



Jose Caballero
INF • 2018 • 37g



Yoimer Camacho
RHP • 2013 • 14g



Dom Canzone
OF/1B • 2019,'21 • 65g




Cesar Carrasco
3B/1B • 2013-14 • 33g



Alexander Carreras
LHP • 2013 • 6g



Corbin Carroll
CF • 2019,'21 • 18g



Luis Castillo
RHP • 2017-18 • 29g

 = Advanced from Hillsboro Hops to the major leagues

Hillsboro Hops All-Time Player Register (2013-2021)



William Castillo
2B • 2013 • 21g



Slade Cecconi
RHP • 2021 • 12g



Mike Cetta
RHP • 2014-15 • 24g



Denver Chavez
2B • 2013 • 8g



Justin Chigbogu
1B • 2016 • 56g



Brian Christian
RHP • 2018 • 13g



Cody Clark
RHP • 2017 • 2g



Taylor Clarke
RHP • 2015 • 13g



Nic Coffman
3B • 2015-16 • 12g



Terence Connolly
DH • 2018 • 1g



Cam Coursey
2B/3B/RF • 2021 • 74g



Galli Cribbs Jr.
UT • 2014-15 • 77g



Kevin Cron
1B/3B • 2014 • 31g



Wilfry Cruz
RHP • 2019 • 12g



Jose Cuas
RHP • 2019 • 7g



Jose Curpa
2B/RF • 2021 • 4g



Zac Curtis
LHP • 2014 • 24g



Nick Dalesandro
C/OF • 2019, '21 • 96g



Paxton De La Garza
INF • 2016-17 • 18g



Randall Delgado
RHP • '17 • playoffs only



Adrian Del Moral
RHP • 2018-19 • 11g



Ben DeLuzio
OF • 2016 • 30g



Stephen Dezzi
OF/1B • 2015-16 • 50g



Eduardo Diaz
OF • 2021 • 56g




Ryan Dobson
UT • 2017-18 • 52g



Justin Donatella
RHP • 2015 • 3g



Joe Donino
RHP • 2015 • 5g



Ryan Doran
RHP • 2013-14 • 13g



Jon Duplantier
RHP • 2016 • 1g



Jhoan Duran
RHP • 2017 • 11g



Max Duval
RHP • 2016 • 2g



Camden Duzenack
SS/2B • 2017 • 58g



Ben Eckels
RHP • 2013-14 • 25g



Ethan Elias
RHP • 2016 • 3g



Brian Ellington
RHP • 2018 • 1g



Drew Ellis
3B • 2017 • 48g



Billy Endris
OF • 2016-17 • 27g



Tristin English
IF/OF • '19, '21 • 133g




Zach Esquerria
OF • 2013-14 • 72g



Tommy Eveld
RHP • 2016 • 24g



Raymel Flores
2B/SS • 2015 • 5g



Blake Forslund
RHP • 2013 • 11g



= Advanced from Hillsboro Hops to the major leagues

Hillsboro Hops All-Time Player Register (2013-2021)



Harrison Francis
RHP • 2018 • 5g



Mike Freeman
2B/SS/CF • 2015 • 3g



Julio Frias
LHP • 2021 • 11g



Luis Frias
RHP • '18-19, '21 • 19g



Liu Fuenmayor
LHP • 2019, '21 • 16g



Cameron Gann
RHP • 2015 • 18g



Junior Garcia
LHP • 2016-17 • 15g



Justin Garcia
RHP • 2018-19 • 36g



Yorman Garcia
OF • 2014 • 20g



David Garza Jr.
UT • 2018-19 • 35g



Ryan Gebhardt
SS • 2013 • 69g



Michel Gelabert
LHP • 2019 • 9g



Ross Gerdeman
RHP • 2013 • 15g



Cody Geyer
RHP • 2014 • 26g



Daniel Gibson
LHP • 2013 • 14g



Joe Gillette
1B/OF/3B • 2019 • 27g



Kevin Ginkel
RHP • 2016-17 • 38g



Todd Glaesmann
OF • 2014 • 14g



Jackson Goddard
RHP • 2018 • 13g



Ebert Gonzalez
RHP • 2017 • 19g



Justin Gonzalez
SS/3B • 2014 • 40g



Will Gorman
OF • 2018 • 28g



Alex Gouin
RHP • 2016 • 1g



Conor Grammes
RHP • 2019, '21 • 17g



Nick Grande
2B/SS • 2019 • 31g



Josh Green
RHP • 2018 • 25g



Elijah Greene
OF • 2021 • 12g



Brody Greer
RHP • 2015 • 24g



Connor Grey
RHP • 2016-17 • 14g




Anfernee Grier
CF • 2016 • 20g



Ryan Grotjohn
INF • 2017 • 38g



Yosbel Gutierrez
C • 2013 • 34g




Reece Hampton
OF • 2021 • 44g



Hunter Haworth
RHP • 2021 • 7g



Jason Heinrich
LF • 2016 • 1g



Tommy Henry
LHP • 2019 • 3g




Lucas Herbert
C • 2019 • 5g



Alexander Hernandez
3B/2B • 2021 • 10g



Ariel Hernandez
RHP • 2015 • 22g



Carlos Hernandez
RHP • '15, '17, '18 • 18g



Eddie Hernandez
INF • 2019 • 25g



Gerard Hernandez
OF • 2015 • 49g

(R) = Already a major leaguer before playing for the Hops on Injury Rehab or for other reason

Hillsboro Hops All-Time Player Register (2013-2021)



Kenny Hernandez
LHP • 2018,'21 • 26g



Ramon Hernandez
3B/1B • 2016 • 22g



Eduardo Herrera
RHP • 2019 • 19g




Jose Herrera
C • 2018 • 6g



Grant Heyman
OF • 2014-15 • 76g



Yaramil Hiraldo
RHP • 2019,'21 • 35g



Zach Hoffpauir
OF • 2015,'18 • 23g



Tra Holmes
OF • '17-18,'21 • 115g



Tyler Holton
LHP • 2019 • 9g



Wei-Chieh Huang
RHP • 2016 • 9g



Denson Hull
RHP • 2021 • 19g



Stewart Ijames
OF • 2014 • 2g



Nate Irving
C • 2014-15 • 32g



Dean Jackson
RHP • 2016 • 1g



Drey Jameson
RHP • 2019,'21 • 21g



Ryan January
C/OF • 2018-19 • 72g



Bryce Jarvis
RHP • 2021 • 7g



Manny Jefferson
2B/SS • 2016 • 59g



Brent Jones
RHP • 2014-15 • 7g



Joe Jones
RHP • 2021 • 13g



Tyler Jones
RHP • 2021 • 8g



Zack Jones
C • 2018 • 13g



Jose Jose
LHP • 2013 • 6g



Mark Karavitiotis
INF • 2016 • 41g



Tyler Keele
RHP • 2017 • 15g



Brad Keller
RHP • 2014 • 1g



Carson Kelly
C • 2021 • 3g



Buddy Kennedy
INF • 2018,'21 • 30g



Alex King
SS/1B • 2018 • 9g



Ryan Kinsella
1B • 2013 • 30g



Matt Koch
RHP • 2017 • 2g



Kevin Lachance
2B/SS • 2019 • 12g



Will Landsheft
RHP • 2015 • 23g



Luis Lara
INF • 2017 • 24g



Ethan Larrison
RHP • 2018-19 • 23g



Mack Lemieux
LHP • 2016 • 7g



John Leonard
2B/SS • 2013 • 33g



Justin Lewis
RHP • 2021 • 9g



Sam Lewis
RHP • 2019 • 4g



Domingo Leyba
SS • 2017 • 6g



Steven Leyton
SS/2B • 2019 • 41g



Kai-Wei Lin
RHP • 2018,'21 • 51g

= Advanced from Hillsboro Hops to the major leagues

Hillsboro Hops All-Time Player Register (2013-2021)



Lyle Lin
C • 2019 • 31g



Ty Linton
OF • 2013 • 22g



Will Locante
LHP • 2013 • 21g



Dustin Loggins
RHP • 2014 • 27g




B.J. Lopez
C • 2015 • 11g



Luke Lowery
C/1B/OF • '16-17 • 74g



Keshawn Lynch
INF • 2018 • 61g



Quintton Mack
LF • 2015 • 6g



Luis Madero
RHP • 2017 • 4g



Brennan Malone
RHP • 2019 • 1g



Tyler Mark
RHP • 2015-16 • 24g



Troy Marks
RHP • 2015 • 13g



Jesus Marriaga
OF • 2019 • 66g



Francis Martinez
1B • 2016, '18 • 67g



Jose Martinez
RHP • '13, '15-17 • 22g



Ricky Martinez
INF • 2019, '21 • 93g



Austin Mason
RHP • 2016 • 1g



Wagner Mateo
1B • 2013 • 9g



Jake Mayers
1B/3B • 2014 • 32g



Kevin McCanna
RHP • 2017 • 6g



Jake McCarthy
OF • 2018 • 55g



Mason McCullough
RHP • 2014, '18 • 15g



Randy McCurry
3B/2B/LF • 2013 • 55g



Dane McFarland
CF • 2015 • 17g



Trevor McKenna
LHP • 2018-19 • 33g



Jayson McKinley
RHP • 2018 • 2g



Josh McMinn
RHP • 2021 • 9g




Matt McPhearson
LF • 2016 • 7g



Jeferson Mejia
RHP • 2015-17 • 31g



Bryan Menendez
RHP • 2019 • 19g



Matt Mercer
RHP • 2018 • 12g



Jared Miller
LHP • '14-15, '19 • 20g



Ryan Miller
RHP • 2018 • 12g



Elian Miranda
1B/RF • 2021 • 15g



Trevor Mitsui
1B • 2015 • 69g



Jason Morozowski
OF • 2016 • 38g



Travis Moths
RHP • 2018 • 4g



Zach Nehrir
OF • 2015 • 40g



Grant Nelson
C • 2013 • 13g



Ryne Nelson
RHP • 2019, '21 • 18g



Dallas Newton
RHP • 2016 • 4g



Steve Nysztor
2B/RF/SS • 2014 • 44g

(R) = Already a major leaguer before playing for the Hops on Injury Rehab or for other reason

Hillsboro Hops All-Time Player Register (2013-2021)



Chad Oberacker
OF • 2016 • 6g



Cristofer Ogando
RHP • 2018 • 8g



Gerald Ogando
RHP • 2021 • 8g



Deyni Olivero
RHP • 19 • 15g



Alexis Olmeda
C/1B/3B • 2015-16 • 93g



Danny Oriente
OF • 2021 • 10g



Henry Owens
LHP • 2018 • 1g



Connor Owings
OF/2B • 2016-17 • 51g



Fernery Ozuna
INF • 2015 • 52g



Daniel Palka
1B • 2013 • 12g



Lawrence Pardo
LHP • 2015 • 11g



Jordan Parr
UT • 2013-14 • 108g



Josh Parr
2B/SS • 2013 • 19g



Matt Peacock
RHP • 2017 • 22g



John Pedrotty
LHP • 2014 • 7g



Jake Peevyhouse
CF • 2015 • 5g



Liover Peguero
SS • 2019 • 22g



Geraldo Perdomo
SS • 2018 • 30g



Felipe Perez
RHP • 2014 • 4g



Jorge Perez
OF • 2017-18 • 89g



Julio Perez
RHP • 2016 • 3g



Leodany Perez
OF/2B • 2021 • 79g



Yogey Perez-Ramos
OF • 2013 • 67g



Brandon Pfaadt
RHP • 2021 • 9g



Chester Pimentel
RHP • 2018 • 15g



Anderson Placido
LHP • 2014 • 3g



Austin Platt
RHP • 2013-14 • 28g



Matt Pobereyko
RHP • 2016 • 5g



Colin Poche
LHP • 2016 • 21g



Jake Polancic
RHP • 2018-19 • 22g



Austin Pope
RHP • 2021 • 8g




Rafael Pujols
RHP • 2017-18 • 13g



Jonathan Pulley
RHP • 2013 • 7g



Jose Queliz
C • 2015-16 • 34g



Matt Railey
OF • 2016 • 9g



Luis Ramirez
RHP • 2014 • 13g



Nestor Ramirez
RHP • 2017 • 1g



Eudy Ramos
3B/1B • 2017 • 40g



Lane Ratliff
LHP • 2018 • 1g



Taylor Ratliff
CF • 2013-14 • 116g



Cody Reed
LHP • 2015, '19 • 19g



Ryan Ricci
RHP • 2018 • 5g



= Advanced from Hillsboro Hops to the major leagues

Hillsboro Hops All-Time Player Register (2013-2021)



Jake Rice
LHP • 2021 • 1g



Joe Robbins
3B • 2019 • 3g



George Roberts
1B/3B • 2013-14 • 78g



Jake Roberts
RHP • 2014 • 4g



Nate Robertson
INF • 2014-15 • 111g



Bennie Robinson
1B • 2014 • 23g



Kristian Robinson
OF • 2019 • 44g



Wesley Rodriguez
RHP • '16, '18, '21 • 53g



Pierce Romero
RHP • 2017 • 8g



Joey Rose
3B • 2016, '18 • 63g



Pedro Ruiz
INF • 2014 • 62g



Roman Ruiz
INF • 2021 • 25g




Andrew Saalfrank
LHP • 2019 • 7g



Yan Sanchez
UT/P • 2017, '19 • 46g



Jose Santamaria
RHP • 2021 • 2g



Yeison Santana
RHP • 2017-18 • 20g



Dan Savas
RHP • 2014 • 21g



Kyle Schepel
RHP • 2013 • 4g



Scott Schultz
RHP • 2014 • 14g



Troy Scribner
RHP • 2018 • 1g



Brian Shaffer
RHP • 2017 • 11g



Brett Shankin
RHP • 2015 • 3g




Zack Shannon
1B • '18 • playoffs only



Jimmie Sherfy
RHP • 2013 • 9g



Braden Shipley
RHP • 2013 • 8g




Avery Short
LHP • 2019 • 1g



Johnny Shuttlesworth
RHP • 2013 • 18g



Luis Silverio
OF • 2016 • 7g



Kevin Simmons
RHP • 2015 • 22g



Trevor Simms
RHP • 2016 • 10g



Ronny Simon
SS/2B • 2021 • 20g



Jeff Smith
UT • 2015-16 • 19g



Kyle Smith
1B • 2017 • 11g



Myles Smith
RHP • 2015 • 6g



Patrick Smith
RHP • 2013 • 20g



Pavin Smith
1B • 2017 • 51g



Riley Smith
RHP • 2016-17 • 33g



Stephen Smith
OF • 2016-17 • 53g



Nick Snyder
LHP • 2019, '21 • 43g



Markus Solbach
RHP • 2014 • 4g



Franklyn Soriano
LHP • 2018-19 • 15g



Elvin Soto
C • 2013-14 • 96g

(R) = Already a major leaguer before playing for the Hops on Injury Rehab or for other reason

Hillsboro Hops All-Time Player Register (2013-2021)



Cole Stapler
RHP • 2018 • 1g



Chase Stevens
RHP • 2013 • 20g



Jacob Stevens
RHP • 2019 • 19g



Kyler Stout
RHP • 2018, '21 • 35g



Mitchell Stumpo
RHP • 2021 • 5g



Gavin Stupiensi
C • 2016-17 • 5g



Collin Sullivan
RHP • 2021 • 4g



Tim Susnara
C • 2017 • 36g



Dan Swain
OF • 2017-18 • 72g



Dansby Swanson
SS • 2015 • 22g



Matt Tabor
RHP • 2018, '21 • 18g



Bo Takahashi
RHP • 2016 • 10g



Curtis Taylor
RHP • 2016 • 17g



Cole Thompson
C • 2017 • 11g



Marcos Tineo
RHP • 2019-21 • 19g



Andy Toelken
RHP • 2018 • 3g



L.T. Tolbert
2B/SS • 2018 • 27g



Juan Torres
RHP • 2017 • 8g



Tyler Toyfair
RHP • 2014 • 10g



Stryker Trahan
C/OF • 2014-15 • 40g



Karl Triana
RHP • 2013 • 4g



Ryan Tufts
INF • 2017-18 • 51g



West Tunnell
RHP • 2018 • 10g




Tyler Vail
RHP • 2017 • 7g



Luvin Valbuena
C • 2021 • 8g



Bryan Valdez
LHP • 2018 • 4g



Daulton Varsho
C • 2017 • 50g



Luis Veras
OF • 2015-16 • 101g



Justin Vernia
RHP • 2021 • 18g



A.J. Vukovich
3B • 2021 • 30g



Blake Walston
LHP • 2019, '21 • 14g



Adam Walton
INF • 2016 • 43g



Tucker Ward
RHP • 2015-17 • 21g



Daniel Wasinger
C • 2019 • 34g



Jordan Watson
LHP • 2016-17 • 15g



Kevin Watson Jr.
LF • 2018 • 3g



Ryan Weiss
RHP • 2018 • 12g



Blayne Weller
RHP • 2013 • 7g



Taylor Widener
RHP • 2021 • 1g



Breckin Williams
RHP • 2015, '17 • 25g



Marcus Wilson
OF • 2016 • 43g



Jake Winston
RHP • 2016, '18 • 29g

Hillsboro Hops All-Time Player Register (2013-2021)



Blake Workman
RHP • 2021 • 10g

Rob Wort
RHP • 2014 • 7g

Taylor Wright
RHP • 2016 • 5g

Andy Yerzy
1B/C • 2018-21 • 187g

Shumpei Yoshikawa
RHP • 2021 • 6g

Alex Young
LHP • 2015 • 6g

Hops, and only Hops:

Not including players from 2021 (many of whose careers are still in progress) four players spent their entire professional careers with the Hillsboro Hops... without ever playing for another team: outfielder **Taylor Ratliff** (2013-14, 116 games), outfielder **Jordan Parr** (2013-14, 108 games), infielder **Justin Gonzalez** (2014, 40 games) and infielder **Nate Robertson** (2014-15, 111 games). Interestingly, all made significant impacts on the Hops' championship team in 2014, and Robertson was a big part of *two* championship clubs (2014 and 2015). Ratliff, Robertson and Parr are currently #4, #6 and #7 on the Hops' all-time games played lists.

In addition, six other players have spent time in the independent minor leagues, but their only action with a major-league affiliated club came with Hillsboro: infielder **Randy McCurry**, catcher **Nate Irving**, infielder **Steve Nyisztor**, and pitchers **Dustin Loggins**, **Taylor Wright** and **Brian Christian**.

BATTING RECORDS

AT-BATS

INDIVIDUAL RECORDS

- **Most at-bats, career:**

676, Andy Yerzy, 2018-19, '21
495, Tristin English, 2019, '21
465, Jorge Barrosa, 2019, '21
409, Tra Holmes, 2017-18, '21
404, Taylor Ratliff, 2013-14

- **Most at-bats, season (short season):**

261, Yogey Perez-Ramos, 2013
261, Luke Lowery, 2016
257, Trevor Mitsui, 2015
257, Sergio Altantara, 2015
252, Ryan Gebhardt, 2013

- **Most at-bats, season (long season):**

339, Blaze Alexander, 2021
302, Tristin English, 2021
282, Axel Andueza, 2021
242, Jorge Barrosa, 2021
242, Cam Coursey, 2021

- **Most at-bats, game:**

8, Yogey Perez-Ramos, home vs. Vancouver, 7/7/13 (19 inn.)
8, Grant Nelson, home vs. Vancouver, 7/7/13 (19 innings)
8, Randy McCurry, home vs. Vancouver, 7/7/13 (19 innings)
8, Stryker Trahan, at Eugene, 8/17/14 (17 innings)
8, Kevin Cron, at Eugene, 8/17/14 (17 innings)
8, Jordan Parr, at Eugene, 8/17/14 (17 innings)
8, Jake Mayers, at Eugene, 8/17/14 (17 innings)
8, Nate Robertson, at Eugene, 8/17/14 (17 innings)
8, Luis Veras, home vs. Vancouver, 8/15/15 (14 innings)

Opponent:

8, Brenden Kalfus, Vancouver at Hillsboro, 7/7/13 (19 innings)
8, Andy Fermin, Vancouver at Hillsboro, 7/7/13 (19 innings)
8, Nick Torres, at Eugene, 8/17/14 (17 innings)
8, Trae Santos, at Eugene, 8/17/14 (17 innings)

- **Most at-bats, nine-inning game:**

7, Eudy Ramos, at Salem-Keizer, 7/5/17

Opponent:

6, Tyler Hollick, Salem-Keizer at Hillsboro, 6/28/13
6, John Polonius, Salem-Keizer at Hillsboro, 6/28/13
6, Jonathan Jones, Salem-Keizer at Hillsboro, 6/29/13
6, L.B. Dantzer, Vancouver at Hillsboro, 7/6/13
6, Sean Dwyer, at Tri-City, 7/13/13
6, Christopher Garia, Spokane at Hillsboro, 7/22/13
6, Franchy Cordero, at Eugene, 7/21/14
6, Rashad Crawford, Boise at Hillsboro, 7/29/14
6, Mark Zagunis, Boise at Hillsboro, 7/29/14
6, Manuel Geraldo, at Salem-Keizer, 6/18/16
6, Daniel Suero, Boise at Hillsboro, 7/28/16
6, Donovan Walton, at Everett, 7/7/16
6, Miguel Aparicio, Spokane at Hillsboro, 7/24/17
6, Tanner Kirwer, Vancouver at Hillsboro, 5/18/21
6, Luis De Los Santos, Vancouver at Hillsboro, 5/18/21
6, Isaac Collins, Spokane at Hillsboro, 6/26/21
6, Armani Smith, Eugene at Hillsboro, 8/14/21

TEAM RECORDS

- **Most at-bats, season (short season):**

2,617 in 2017

- **Most at-bats, season (long season):**

3,606 in 2021

- **Most at-bats, game:**

66, home vs. Vancouver, 7/7/13 (19 innings)

Opponent:

64, at Eugene, 7/17/14 (17 innings)

- **Most at-bats, nine-inning game:**

50, at Salem-Keizer, 7/5/17

48, at Vancouver, 7/18/17

Opponent:

46, Vancouver at Hillsboro, 7/6/13

PLATE APPEARANCES

INDIVIDUAL RECORDS

- **Most plate appearances, career:**

793, Andy Yerzy, 2018-19, '21
564, Tristin English, 2019, '21
524, Jorge Barrosa, 2019, '21
488, Taylor Ratliff, 2013-14
470, Tra Holmes, 2017-18, '21

- **Most plate appearances, season (short season):**

296, Yogey Perez-Ramos, 2013

- **Most plate appearances, season (long season):**

389, Blaze Alexander, 2021
348, Tristin English, 2021
307, Axel Andueza, 2021

- **Most plate appearances, game**

9, Taylor Ratliff, home vs. Vancouver, 7/7/13 (19 innings)
9, Ryan Gebhardt, home vs. Vancouver, 7/7/13 (19 innings)
9, Pedro Ruiz, at Eugene, 8/17/14 (17 innings)
9, Steve Nyisztor, at Eugene, 8/17/14 (17 innings)

Opponent:

8, eleven times: six by Vancouver at Hillsboro, 7/7/13 (19 innings)
and five at Eugene, 8/17/14 (17 innings)

- **Most plate appearances, nine-inning game:**

7, Yan Sanchez, at Salem-Keizer, 7/5/17
7, Bryan Araiza, at Salem-Keizer, 7/5/17
7, Eudy Ramos, at Salem-Keizer, 7/5/17

Opponent:

6, many times

TEAM RECORDS

- **Most plate appearances, season (short season):**

3,004 in 2017

- **Most plate appearances, season (long season):**

4,091 in 2021

- **Most plate appearances, game:**
75, at Eugene, 8/17/14 (17 innings)
74, home vs Vancouver, 7/7/13 (19 innings)

Opponent:

71, Vancouver at Hillsboro, 7/7/13 (19 innings)
71, at Eugene, 8/17/14 (17 innings)

- **Most plate appearances, nine-inning game:**
57, at Salem-Keizer, 7/5/17

Opponent:

51, Vancouver at Hillsboro, 7/6/13
51, Vancouver at Hillsboro, 5/18/21

BATTING AVERAGE

INDIVIDUAL RECORDS

- **Highest batting average, career (minimum 205 PA):**
.318, Pavin Smith, 2017
.314, Yogey Perez-Ramos, 2013
.311, Daulton Varsho, 2017
.306, Grant Heyman, 2014-15
.291, Josh Anderson, 2015-16
- **Highest batting avg, season (short season, min 205 PA):**
.318, Pavin Smith, 2017
.315, Grant Heyman, 2014
.314, Yogey Perez-Ramos, 2013
.311, Daulton Varsho, 2017
.307, Josh Anderson, 2016
.297, Andy Yerzy, 2018
- **Highest batting avg, season (long season, min 302 PA):**
.273, Axel Andueza, 2021

TEAM RECORDS

- **Highest batting average, season (short season):**
.253 in 2014
- **Highest batting average, season (long season):**
.238 in 2021

SLUGGING PERCENTAGE

INDIVIDUAL RECORDS

- **Highest slugging percentage, career (minimum 205 PA):**
.534, Daulton Varsho, 2017
.463, Dom Canzone, 2019, '21
.463, Eduardo Diaz, 2021
.442, Jake McCarthy, 2018
.434, Joey Rose, 2016, 2018
.429, Zach Esquerria, 2013-14
- **Highest slugging pct, season (short season, min 205 PA):**
.534, Daulton Varsho, 2017
.482, Tristin English, 2019
.452, Andy Yerzy, 2018
.442, Jake McCarthy, 2018
.438, Joey Rose, 2018

- **Highest slugging pct, season (long season, min 302 PA):**
.391, Tristin English, 2021

TEAM RECORDS

- **Highest slugging percentage, season (short season):**
.389 in 2018
- **Highest slugging percentage, season (long season):**
.375 in 2021

ON-BASE PERCENTAGE

INDIVIDUAL RECORDS

- **Highest on-base percentage, career (minimum 205 PA):**
.401, Pavin Smith, 2017
.382, Yogey Perez-Ramos, 2013
.379, Ryan Dobson, 2017-18
.378, Jake McCarthy, 2018
.374, Jesus Marriaga, 2019
- **Highest on-base pct, season (short season, min 205 PA):**
.401, Pavin Smith, 2017
.382, Andy Yerzy, 2018
.382, Yogey Perez-Ramos, 2013
.378, Jake McCarthy, 2018
.374, Jesus Marriaga, 2019
- **Highest on-base pct, season (long season, min 302 PA):**
.326, Axel Andueza, 2021

TEAM RECORDS

- **Highest on-base percentage, season (short season):**
.343 in 2019
- **Highest on-base percentage, season (long season):**
.319 in 2021

ON-BASE PLUS SLUGGING

INDIVIDUAL RECORDS

- **Highest on-base plus slugging, career (min. 205 PA):**
.902, Daulton Varsho, 2017
.820, Jake McCarthy, 2018
.816, Pavin Smith, 2017
.786, Dom Canzone, 2019, '21
.781, Yogey Perez-Ramos, 2013
- **Highest OPS, season (short season, min. 205 PA):**
.902, Daulton Varsho, 2017
.838, Tristin English, 2019
.834, Andy Yerzy, 2018
.820, Jake McCarthy, 2018
.816, Pavin Smith, 2017
- **Highest OPS, season (long season, min. 302 PA):**
.713, Tristin English, 2021

TEAM RECORDS

- **Highest on-base plus slugging, season (short season):**
.720 in 2018
- **Highest on-base plus slugging, season (long season):**
.695 in 2021

RUNS SCORED

INDIVIDUAL RECORDS

- **Most runs, career:**
98, Andy Yerzy, 2018-19, '21
76, Tra Holmes, 2017-18, '21
72, Tristin English, 2019, '21
68, Taylor Ratliff, 2013-14
66, Jorge Barrosa, 2019, '21
- **Most runs, season (short season):**
51, Jesus Marriaga, 2019
43, Camden Duzenack, 2017
36, Daulton Varsho, 2017
35, 4 players
- **Most runs, season (long season):**
60, Blaze Alexander, 2021
41, Jorge Barrosa, 2021
40, Tristin English, 2021
39, Eduardo Diaz, 2021
39, Cam Coursey, 2021
- **Most runs, game:**
5, Pavin Smith, at Vancouver, 7/18/17
4, Trevor Mitsui, home vs. Vancouver, 8/15/15
4, Drew Ellis at Vancouver, 7/17/17
4, Eudy Ramos, at Vancouver, 7/19/17
4, Pavin Smith, home vs. Spokane, 7/20/17
4, Corbin Carroll, home vs Everett, 5/9/21
4, Blaze Alexander, home vs. Tri-City, 7/28/21
- Opponent:**
5, Chris O'Dowd, at Tri-City, 7/13/13
4, Kyle Von Tungeln, at Tri-City, 7/13/13
4, Ryan Kirby, Salem-Keizer at Hillsboro, 6/22/17
4, Yonny Hernandez, Spokane at Hillsboro, 7/24/17
4, Kyle McPherson, at Salem-Keizer, 7/4/18

TEAM RECORDS

- **Most runs, season (short season):**
404 in 2017
- **Most runs, season (long season):**
510 in 2021
- **Most runs, game:**
19, at Vancouver, 7/18/17 (19-7 win)
17, at Salem-Keizer, 7/5/17 (17-2 win)
15, home vs. Tri-City, 8/9/13 (15-4 win)
15, home vs. Spokane, 7/21/17 (15-0 win)
14, at Boise, 9/1/13 (14-3 win)
14, at Boise, 9/2/17 (14-7 win)
13, at Vancouver, 7/22/14 (13-3 win)
13, at Salem-Keizer, 8/11/14 (13-7 win)

13, home vs. Vancouver, 6/24/19 (13-4 win)
13, at Boise, 9/2/19 (13-5 win)

Opponent:

16, Vancouver at Hillsboro, 7/6/13 (16-4 win over Hops)
16, at Tri-City, 7/13/13 (15-2 win over Hops)
16, at Everett, 6/1/21 (16-2 win over Hops)
15, at Salem-Keizer, 7/4/18 (15-1 win over Hops)
14, at Salem-Keizer, 8/12/14 (14-11 win over Hops)
14, Everett at Hillsboro, 7/19/15 (14-6 win over Hops)
14, at Salem-Keizer, 6/18/16 (14-3 win over Hops)
13, at Eugene, 7/21/14 (13-7 win over Hops)
13, Spokane at Hillsboro, 7/24/17 (13-1 win over Hops)
13, at Everett, 6/4/21 (13-2 win over Hops)
13, Vancouver at Hillsboro, 5/18/21 (13-4 win over Hops)

- **Most runs in loss:**
11, at Salem-Keizer, 8/12/14 (14-11 loss)
- **Most runs, game, both teams combined:**
26, at Vancouver, 7/17/17 (19-7 Hops win)
25, at Salem-Keizer, 8/12/14 (14-11 Salem-Keizer win)
21, at Spokane, 8/2/14 (12-9 Hops win)
21, at Boise, 9/2/17 (14-7 Hops win)
21, at Salem-Keizer, 8/10/19 (12-9 Salem-Keizer win)
20, Vancouver at Hillsboro, 7/6/13 (16-4 Vancouver win)
20, at Salem-Keizer, 7/6/14 (11-9 Hops win)
20, at Eugene, 7/21/14 (13-7 Salem-Keizer win)
20, at Salem-Keizer, 8/11/14 (13-7 Hops win)
20, Everett at Hillsboro, 7/19/15 (14-6 Everett win)
- **Most runs, inning:**
12, at Everett, 6/16/18 (1st inning in 12-6 Hops win)
9, at Eugene, 5/15/21 (5th inning in 11-5 Hops win)
8, at Salem-Keizer, 8/11/14 (7th inning in 13-7 Hops win)
8, home vs. Boise, 8/28/16 (2nd inning in 11-8 Hops win)
8, at Everett, 6/17/17 (1st inning in 12-4 Hops win)
7, at Salem-Keizer, 8/12/14 (2nd inning in 14-11 Hops loss)
7, home vs. Boise, 6/24/17 (6th inning in 11-3 Hops win)
7, at Salem-Keizer, 8/22/17 (3rd inning in 9-6 Hops win)
7, at Boise, 9/2/17 (2nd inning in 14-7 Hops win)
7, home vs. Vancouver, 6/24/19 (6th inning in 13-4 Hops win)
7, at Eugene, 7/23/21 (7th inning in 10-9 Hops win)
- Opponent:**
9, Spokane at Hillsboro, 7/22/13 (7th inning in 11-3 Spokane win)
9, at Everett, 6/4/21 (3rd inning in 13-2 Everett win)
9, at Eugene, 6/17/21 (6th inning in 10-9 Eugene win)
8, at Spokane, 8/29/16 (5th inning in 12-1 Spokane win)
8, Spokane at Hillsboro, 7/22/17 (4th inning in 11-4 Spokane win)
8, Vancouver at Hillsb., 8/3/17 (2nd inn. in 9-8, 11-inn loss to Hops)
8, at Salem-Keizer, 8/10/19 (3rd inning in 12-9 Salem-Keizer win)
8, Everett at Hillsboro, 5/6/21 (6th inning in 12-1 Everett win)
8, at Everett, 6/1/21 (6th inning in 16-2 Everett win)
7, at Eugene, 7/15/15 (5th inning in 8-4 Eugene win)
7, Everett at Hillsboro, 7/19/15 (6th inning in 14-6 Everett win)
7, at Salem-Keizer, 6/18/16 (5th inning in 14-3 Salem-Keizer win)
7, Tri-City at Hillsboro, 7/30/21, 2nd gm (1st inning in 7-1 T-C win)
- **Most consecutive innings with runs scored, single game:**
6, home vs. Eugene, 6/17/13 (the first six innings ever played at home in franchise history)
- Opponent:**
7, Boise at Hillsboro, 7/29/14
6, at Tri-City, 7/13/13
6, Tri-City at Hillsboro, 7/5/16

- **Most consecutive innings without scoring:**
30, July 27th to July 31st, 2013 (bottom 8th home vs. Everett 7/27, three straight 6-0 shutout losses to Everett 7/28-7/30, first two innings at Vancouver 7/31/13)
- **Most consecutive innings without scoring, home:**
29, July 27th to August 8th, 2013 (bottom 8th home vs. Everett 7/27, three straight 6-0 shutout losses to Everett 7/28-7/30, first inning vs. Tri-City 8/8/13)

- 4, Ricardo Rincones, Salem-Keizer at Hillsboro, 6/23/18
- 4, Cole Anderson, Boise at Hillsboro, 7/25/18
- 4, Cristian Inoa, Spokane at Hillsboro, 7/6/19
- 4, Alex Canario, Salem-Keizer at Hillsboro, 8/3/19
- 4, Carter Bins, at Everett, 6/1/21
- 4, Austin Shenton, at Everett, 6/1/21
- 4, Patrick Frick, at Everett, 6/4/21
- 4, Isaac Collins, Spokane at Hillsboro, 6/26/21
- 4, Robert Emery, Eugene at Hillsboro, 8/14/21
- 4, Armani Smith, Eugene at Hillsboro, 8/14/21
- 4, Zac Cook, Vancouver at Hillsboro, 8/27/21

HITS

INDIVIDUAL RECORDS

- **Most hits, career:**
169, Andy Yerzy, 2018-19, '21
129, Tristin English, 2019, '21
118, Jorge Barrosa, 2019, '21
106, Josh Anderson, 2015-16
96, Jordan Parr, 2013-15
96, Luis Veras, 2015-16
96, Tra Holmes, 2017-18, '21
- **Most hits, season (short season):**
82, Yogey Perez-Ramos, 2013
71, Andy Yerzy, 2018
70, Grant Heyman, 2014
69, Luke Lowery, 2016
68, Ricky Martinez, 2019
- **Most hits, season (long season):**
77, Axel Andueza, 2021
74, Blaze Alexander, 2021
73, Tristin English, 2021
62, Jorge Barrosa, 2021
62, Cam Coursey, 2021
- **Most hits, game:**
5, Steve Nyisztor, at Boise, 7/10/14
5, Dansby Swanson at Boise 9/3/15
5, Ramon Hernandez, at Everett, 8/4/16
5, Luke Lowery, at Everett, 8/7/16
5, Daulton Varsho, at Salem-Keizer, 7/5/17
5, Pavin Smith, at Vancouver, 7/18/17

Opponent:

(No Hops' opponent has ever had five hits in one game. Through the 2021 season, an opponent has had four hits in one game on 30 different occasions, with no player accomplishing this more than one time.)

- 4, Ryan Jones, Salem-Keizer@Hillsboro, 6/28/13
- 4, L.B. Dantzer, Vancouver at Hillsboro, 7/6/13
- 4, Ian Parmley, Vancouver at Hillsboro, 7/7/13
- 4, David Harris, at Vancouver, 8/2/13
- 4, Skyler Ewing, Salem-Keizer at Hillsboro, 7/11/14
- 4, Daniel Lockhart, Boise at Hillsboro, 7/29/14
- 4, Marcus Greene Jr., at Spokane, 8/3/14
- 4, Auston Bousfield, Eugene at Hillsboro, 8/8/14
- 4, Jesse Hodges, Boise at Hillsboro, 8/14/14
- 4, Drew Jackson, Everett at Hillsboro, 7/21/15
- 4, Carlos Herrera, at Boise, 7/25/15
- 4, Brian Carroll, at Boise, 7/25/15
- 4, Ronnie Jebavy, at Salem-Keizer, 8/17/15
- 4, Wilkyns Jimenez, at Boise, 7/2/16
- 4, Buddy Reed, Tri-City at Hillsboro, 7/7/16
- 4, Nash Knight, Vancouver at Hillsboro, 8/15/16
- 4, Miguel Amaya, at Eugene, 6/27/17
- 4, Manuel Geraldo, at Salem-Keizer, 7/4/17
- 4, Steven Linkous, at Boise, 9/2/17

Consecutive-game hitting streaks:

- 15, Steve Nyisztor, 8/21/15-9/11/15 (12 games in regular season and three in postseason)
- 15, Jake McCarthy, 7/29/18-8/14/18
- 14, Kevin Cron, 8/11/14 to 8/25/14
- 12, Zach Nehrir, 7/7/15 to 7/21/15
- 12, Mark Karaviotis, 8/18/16 to 9/1/16
- 12, Yan Sanchez, 6/15/17 to 6/26/17 (first 12 games of season; lost streak when he struck out as a pinch-hitter on 6/27)
- 12, Daulton Varsho, 7/13/17 to 7/29/17
- 12, Dom Canzone, 7/10/21 to 7/25/21
- 12, Jorge Barrosa, 8/3/21 to 8/19/21
- 12, A.J. Vukovich, 8/20/21 to 9/3/21
- 12, Axel Andueza, 8/21/21 to 9/19/21 (season ended with streak intact)

TEAM RECORDS

- **Most hits, season (short season):**
655 in 2014
- **Most hits, season (long season):**
858 in 2021
- **Most hits, game:**
25, at Salem-Keizer, 7/5/17 (17-2 win)
21, at Vancouver, 7/18/17 (19-7 win)
20, home vs. Tri-City, 8/9/13 (15-4 win)
19, at Boise, 7/10/14 (9-3 win)
18, at Boise, 9/1/13 (14-3 win)
18, home vs. Vancouver, 8/15/15 (10-9, 14-inning win)
18, home vs. Tri-City, 7/11/18 (11-0 win)
18, home vs. Vancouver, 6/24/19 (13-4 win)

Opponent:

- 22, Vancouver at Hillsboro, 7/6/13 (16-4 win over Hops)
- 20, Boise at Hillsboro, 7/29/14 (11-2 win over Hops)
- 20, at Everett, 6/1/21 (16-2 win over Hops)
- 18, at Salem-Keizer, 7/4/18 (15-1 win over Hops)
- 18, Vancouver at Hillsboro, 5/18/21 (13-4 win over Hops)

Most hits, game, both teams combined:

- 33, Hillsboro (17) at Eug. (16), 8/17/14 (9-7 Hops win, 17 inn.)
- 33, Hillsboro (25) at Salem-Keizer (8), 7/5/17 (17-2 Hops win)
- 31, Hillsboro (9) at Vancouver (22), 7/6/13 (16-4 Vanc. win)
- 31, Vanc. (13) at Hillsb. (18), 8/15/15 (10-9 Hops win, 14 inn.)
- 30, Hillsboro (19) at Boise (11), 7/10/14 (9-3 Hops win)
- 29, Tri-City (9) at Hillsboro (20), 8/9/13 (15-4 Hops win)
- 29, Hillsboro (16) at Spokane (13), 7/8/17 (10-9 Spokane win)
- 29, Hillsboro (21) at Vancouver (8), 7/18/17 (19-7 Hops win)
- 28, Hillsboro (14) at Spokane (14), 8/2/14 (12-9 Hops win)
- 28, Hillsboro (15) at Boise (13), 9/2/17 (14-7 Hops win)
- 28, Hillsboro (16) at Boise (12), 7/12/19 (12-3 Hops win)
- 28, Tri-City (14) at Hillsb. (14), 7/31/21 (8-7 T-C win, 10 inn)

● **Fewest hits, game:**

(Yes: from 2013-21, the Hops have been held to two hits 14 times, but have never been one-hit or no-hit. They have been held to 2 hits by Everett 5 times, Tri-City 3 times, Boise 2, Spokane 2, Eugene once, Vancouver once, Salem-Keizer 0)
2, at Everett, 6/22/13 Game 1 (3-1 Everett win in 7 inn.)
2, at Tri-City, 7/10/13 (4-1 Tri-City win)
2, home vs. Everett, 7/29/13 (6-0 Everett win)
2, home vs. Everett, 7/30/13 (6-0 Everett win)
2, at Everett, 6/13/14 (4-3 Everett win)
2, at Boise, 6/27/14 (11-1 Boise win)
2, home vs. Boise 8/13/14 (1-0 Hops win in 10 innings)
2, at Eugene, 7/20/16 (4-0 Eugene win)
2, at Spokane, 7/6/17 (2-1 Spokane win)
2, at Vancouver, 7/19/18 (5-0 Vancouver win)
2, home vs. Spokane, 7/5/19 (9-0 Spokane win)
2, home vs. Everett, 5/6/21 (12-1 Everett win)
2, at Tri-City, 5/29/21 (2-0 Tri-City win)
2, home vs. Tri-City, 6/10/21 (6-0 Tri-City win)

Opponent:

(From 2013-21, The Hops have held their opponents to 2 or fewer hits 19 times: Eugene 5 times, Salem-Keizer 4, Vancouver 4, Boise 3, Everett 2, Tri-City 1. The only team the Hops have not held to 2 or fewer hits is Spokane.)
0, at Boise, 8/31/13 (5-0 Hops win)
1, Boise at Hillsboro, 8/13/14 (2-1 Hops win in 10 innings)
1, Vancouver at Hillsboro, 8/5/17 (6-0 Hops win)
1, S-K at Hillsboro, 9/4/19 (2-1 Hops win G1 of North Div. Series)
2, at Everett 6/22/13 Game 1 (3-1 Everett win in 7 innings)
2, at Eugene, 8/21/13 (2-1 Hops win)
2, Eugene at Hillsboro, 8/30/14 (1-0 Hops win)
2, at Vancouver, 6/28/15 (6-2 Vancouver win)
2, Salem-Keizer at Hillsboro, 7/26/15 (4-3 Hops win)
2, Vancouver at Hillsboro, 8/13/15 (1-0 Hops win)
2, Tri-City at Hillsboro, 8/25/15 (3-0 Hops win)
2, Eugene at Hillsboro, 9/5/16 (6-1 Hops win)
2, Everett at Hillsboro, 7/2/17 (3-0 Hops win)
2, Eugene at Hillsboro, 8/17/17 (3-0 Hops win)
2, at Salem-Keizer, 8/20/17 (2-0 Hops win)
2, at Salem-Keizer, 6/25/19 (7-0 Hops win)
2, at Eugene, 7/18/19 (2-1 Eugene win)
2, Boise at Hillsboro, 8/16/19 (2-1 Hops win)
2, Vancouver at Hillsboro, 5/20/21 (2-1 Vancouver win)

● **Fewest hits, game, both teams combined:**

3, Boise (1) at Hillsboro (2), 8/13/14 (1-0 Hops win in 10 inn.)
4, Hillsboro (2) at Everett (2), 6/22/13 G1 (3-1 Evt. win, 7 inn)
6, many times

SINGLES

INDIVIDUAL RECORDS

● **Most singles, career:**

109, Andy Yerzy, 2018-19, '21
83, Tristin English, 2019, '21
80, Josh Anderson, 2015-16
78, Jorge Barrosa, 2019, '21
73, Grant Heyman (2014-15)
73, Taylor Ratliff (2013-14)

● **Most singles, season (short season):**

63, Yogey Perez-Ramos, 2013
58, Ricky Martinez, 2019
55, Grant Heyman, 2014

51, Andy Yerzy, 2018
51, Ryan Gebhardt, 2013

● **Most singles, season (long season):**

64, Axel Andueza, 2021
48, Tristin English, 2021
46, Nick Dalesandro, 2021
45, Blaze Alexander, 2021
45, Cam Coursey, 2021

● **Most singles, game:**

4, Randy McCurry, home vs. Tri-City, 8/9/13
4, Steve Nyisztor, at Spokane, 8/3/14
4, Zach Nehrir, home vs. Salem-Keizer, 6/24/15
4, Gerard Hernandez, at Everett, 7/5/15
4, Mark Karaviotis, at Salem-Keizer, 8/10/16
4, Camden Duzenack, home vs. Eugene, 8/18/17
4, Andy Yerzy, at Salem-Keizer, 7/6/18
4, Will Gorman, at Spokane, 7/30/18
4, Cam Coursey, home vs. Vancouver, 7/16/21
4, Jorge Barrosa, at Spokane, 8/22/21

Opponent:

4, Skyler Ewing, Salem-Keizer at Hillsboro, 7/11/14
4, Jesse Hodges, Boise at Hillsboro, 8/14/14
4, Carlos Herrera, at Boise, 7/25/15
4, Ronnie Jebavy, at Salem-Keizer, 8/17/15
4, Wilkyns Jimenez, at Boise, 7/2/16
4, Manuel Geraldo, at Salem-Keizer, 7/4/17
4, Steven Linkous, at Boise, 9/2/17
4, Armani Smith, Eugene at Hillsboro, 8/14/21

TEAM RECORDS

● **Most singles, season (short season):**

469 in 2014

● **Most singles, season (long season):**

580 in 2021

● **Most singles, game:**

16, home vs. Tri-City, 8/9/13
16, at Boise, 7/10/14
16, at Salem-Keizer, 7/5/17
16, home vs. Vancouver, 6/24/19

Opponent:

16, Boise at Hillsboro, 7/29/14

● **Most singles, game, without an extra-base hit:**

14, at Boise, 7/26/19

● **Most singles, game, both teams combined:**

25, Hillsboro (16) at Boise (9), 7/10/14 (9-3 Hops win)
25, Hillsboro (14) at Boise (11), 7/26/19 (7-5 Hops win)
24, Tri-City (8) at Hillsboro (16), 8/9/13 (15-4 Hops win)

DOUBLES

INDIVIDUAL RECORDS

● **Most doubles, career:**

31, Andy Yerzy, 2018-19, '21
30, Jorge Barrosa, 2019, '21
27, Tristin English, 2019, '21
24, Jordan Parr, 2013-14
24, Luis Veras, 2015-16

- **Most doubles, season (short season):**

- 21, Joey Rose, 2018
- 17, Jake McCarthy, 2018
- 16, Yogey Perez-Ramos, 2013
- 16, Jordan Parr, 2014
- 16, Camden Duzenack, 2017
- 16, Daulton Varsho, 2017

- **Most doubles, season (long season):**

- 18, Jorge Barrosa, 2021
- 16, Blaze Alexander, 2021
- 15, Tristin English, 2021
- 10, four players, 2021

- **Most doubles, game:**

- 3, Todd Glaesmann, at Everett, 6/14/14
- 3, Luke Lowery, at Everett, 8/7/16
- 3, Daulton Varsho, at Vancouver, 7/17/17

Opponent:

- 3, L.B. Dantzler, Vancouver at Hillsboro, 7/6/13
- 3, Brandon Hughes, Eugene at Hillsboro, 7/13/17
- 3, Austin Shenton, at Everett, 6/1/21

TEAM RECORDS

- **Most doubles, season (short season):**

- 143 in 2015

- **Most doubles, season (long season):**

- 154 in 2021

- **Most doubles, game:**

- 8, at Vancouver, 7/17/17
- 6, at Everett, 6/14/14
- 6, home vs. Salem-Keizer, 6/23/15
- 6, at Boise, 9/3/15
- 6, at Boise, 8/10/16
- 6, Vancouver, 7/18/17
- 6, home vs. Vancouver, 8/7/17
- 6, at Tri-City, 6/18/19

Opponent:

- 7, Vancouver at Hillsboro, 8/2/18
- 6, Vancouver at Hillsboro, 7/6/13
- 6, at Vancouver, 8/2/13
- 6, Salem-Keizer at Hillsboro, 8/13/13
- 6, Salem-Keizer at Hillsboro, 6/23/18
- 6, Everett at Hillsboro, 5/6/21
- 6, at Everett, 6/1/21

- **Most doubles, game, both teams combined:**

- 11, Hillsboro (5) at Vancouver (6), 8/2/13
- 10, Hillsboro (6) home vs. Vancouver (4), 8/7/17

TRIPLES

INDIVIDUAL RECORDS

- **Most triples, career:**

- 6, Elvin Soto, 2013-14
- 6, Yan Sanchez, 2017
- 6, Corbin Carroll, 2019, '21
- 5, Jorge Barrosa, 2019, '21
- 5, Cam Coursey, 2021

- **Most triples, season (short season):**

- 6, Yan Sanchez, 2017
- 5, Elvin Soto, 2014
- 4, five times

- **Most triples, season (long season):**

- 5, Cam Coursey, 2021
- 4, Reece Hampton, 2021
- 3, three times

- **Most triples, game:**

- 2, Jordan Parr, home vs. Spokane, 7/21/13
- 2, Yan Sanchez, home vs. Eugene, 7/12/17
- 2, Daulton Varsho, home vs. Eugene, 7/13/17
- 2, Will Gorman, home vs. Vancouver, 8/2/18

Opponent:

- 2, Tre Carter, Tri-City at Hillsboro, 8/26/17
- 2, Chris Mattison, Tri-City at Hillsboro, 8/28/17

TEAM RECORDS

- **Most triples, season (short season):**

- 26 in 2018

- **Most triples, season (long season):**

- 31 in 2021

- **Most triples, game:**

- 3, home vs. Eugene, 8/22/18

Opponent:

- 3, Eugene at Hillsboro, 7/12/17

- **Most triples, game, both teams combined:**

- 5, Eugene (3) at Hillsboro (2), 7/12/17
- 4, Spokane (2) at Hillsboro (2), 7/21/17
- 4, Eugene (1) at Hillsboro (3), 8/22/18

HOME RUNS

INDIVIDUAL RECORDS

- **Most home runs, career:**

- 28, Andy Yerzy, 2018-19, '21
- 17, Tristin English, 2019, '21
- 14, Eduardo Diaz, 2021
- 10, four players

- **Most home runs, season (short season):**

- 10, Trevor Mitsui, 2015
- 9, Jason Morozowski, 2016
- 9, Kristian Robinson, 2019

- **Most home runs, season (long season):**

- 14, Eduardo Diaz, 2021
- 14, Andy Yerzy, 2021
- 10, Blaze Alexander, 2021
- 10, Tristin English, 2021
- 9, Spencer Brickhouse, 2021

- **Most home runs, game:**

- 2, Zach Esquerra, at Boise 9/1/13
- 2, George Roberts, at Boise, 9/2/13
- 2, Pedro Ruiz, at Spokane, 8/2/14
- 2, Trevor Mitsui, at Salem-Keizer, 8/19/15
- 2, Ramon Hernandez, at Everett, 8/4/16
- 2, Alexis Olmeda, at Everett, 8/5/16

- 2, Daulton Varsho, at Salem-Keizer, 8/21/17
- 2, Andy Yerzy, at Salem-Keizer, 8/19/18)
- 2, Tristin English, home vs. Vancouver, 8/28/21 (first-ever Hop with a multi-home run game at home)

Opponent: (14 times total, 8 in 2021)

- 2, Ronnie Jebavy, at Salem-Keizer, 8/19/15
- 2, Chad Smith, at Spokane, 7/7/17
- 2, Austin O'Banion, Spokane at Hillsboro, 7/22/17
- 2, Joey Bart, at Salem-Keizer, 7/4/18
- 2, Robinson Medrano, at Salem-Keizer, 8/19/18
- 2, Aaron Bond, Salem-Keizer at Hillsboro, 9/2/18
- 2, Brendon Davis, at Tri-City, 5/30/21
- 2, Carter Bins, at Everett, 6/1/21
- 2, Kaden Polcovich, at Everett, 6/1/21
- 2, Kaden Polcovich, at Everett, 6/4/21
- 2, Armani Smith, Eugene at Hillsboro, 6/30/21
- 2, Ronny Brito, Vancouver at Hillsboro, 7/15/21
- 2, Tyler Fitzgerald, Eugene at Hillsboro, 8/12/21
- 2, Jairo Pomares, Eugene at Hillsboro, 8/31/21

• Most consecutive games with a home run:

- 5, Trevor Mitsui, 8/15/15 to 8/19/15 (6 HR total)
- 4, Jason Morozowski, 8/16/16 to 8/19/16 (4 HR total)
- 4, Eduardo Diaz, 8/10/21 to 8/13/21 (4 HR total)

TEAM RECORDS

• Most home runs, season (short season):

54 in 2018

• Most home runs, season (long season):

93 in 2021

• Most home runs, game:

- 4, at Spokane, 8/2/14
- 4, at Salem-Keizer, 8/19/18
- 4, home vs. Vancouver, 8/28/21

Opponent:

- 6, at Everett, 6/1/21
- 5, Salem-Keizer at Hillsboro, 9/2/18 (in 9-7 loss to Hops)
- 4, at Salem-Keizer, 7/4/18
- 4, at Salem-Keizer, 8/19/18 (in 9-8 loss to Hops)
- 4, at Eugene, 6/20/21
- 4, Spokane at Hillsboro, 6/27/21
- 4, Eugene at Hillsboro, 8/12/21

• Most home runs, inning:

- 3, at Everett, 8/2/14
- 3, at Salem-Keizer, 8/19/18

• Most home runs, game, both teams combined:

- 8, Hillsboro (4) at Salem-Keizer (4), 8/19/18
- 7, Hillsboro (1) at Everett (6), 6/1/21
- 6, Hillsboro (3) at Salem-Keizer (3), 8/12/14
- 6, Hillsboro (2) at Eugene (4), 6/20/21
- 6, Eugene (4) at Hillsboro (2), 8/12/21
- 6, Vancouver (2) at Hillsboro (4), 8/28/21
- 5, Hillsboro (4) at Spokane (1), 8/2/14
- 5, Vancouver (3) at Hillsboro (2), 8/16/15
- 5, Hillsboro (2) at Salem-Keizer (3), 8/19/15
- 5, Hillsboro (3) at Eugene (2), 5/15/21
- 5, Hillsboro (3) at Tri-City (2), 5/27/21
- 5, Spokane (4) at Hillsboro (1), 6/27/21
- 5, Eugene (2) at Hillsboro (3), 8/11/21
- 5, Hillsboro (3) at Spokane (2), 8/21/21

GRAND SLAMS

INDIVIDUAL RECORDS

• Most grand slams, career and season:

- 1, Zach Esquerra, at Salem-Keizer, 8/11/2014
- 1, Ramon Hernandez, at Everett, 8/4/16
- 1, Josh Anderson, home vs. Boise, 8/28/16
- 1, Tristin English, at Boise, 8/31/19
- 1, Buddy Kennedy, home vs. Tri-City, 6/8/21
- 1, Eduardo Diaz, home vs. Tri-City, 7/28/21

• Most grand slams, game:

- 1, Zach Esquerra, at Salem-Keizer, 8/11/2014
- 1, Ramon Hernandez, at Everett, 8/4/16
- 1, Josh Anderson, home vs. Boise, 8/28/16
- 1, Tristin English, at Boise, 8/31/19
- 1, Buddy Kennedy, home vs. Tri-City, 6/8/21
- 1, Eduardo Diaz, home vs. Tri-City, 7/28/21

Opponent (15 total):

- 1, D.J. Peterson, at Everett, 6/23/13
- 1, Janluis Castro, Spokane at Hillsboro, 7/22/13
- 1, Luke Tandler, at Spokane, 8/2/14
- 1, Dylan Davis, at Salem-Keizer, 8/12/14
- 1, Trae Santos, at Eugene, 8/17/14
- 1, Leo Rojas, at Salem-Keizer, 8/17/16 (walkoff, broke 4-4 tie in 10th)
- 1, Austin O'Banion, Spokane at Hillsboro, 7/22/17
- 1, Michael Cruz, at Eugene, 7/30/17
- 1, Kyle McPherson, at Salem-Keizer, 7/4/18
- 1, Brandon Martorano, at Salem-Keizer, 8/10/19
- 1, Blaine Crim, at Spokane, 8/25/19
- 1, Johnny Homza, Tri-City at Hillsboro 9/8/19 (Game 2 of NWLCS)
- 1, Will Wilson, at Eugene, 5/13/21
- 1, Diego Rincones, at Eugene, 6/18/21
- 1, Tyler Fitzgerald, Eugene at Hillsboro, 8/12/21

TEAM RECORDS

• Most grand slams, season (short season):

2 in 2016

Opponent:

- 3 in 2014
- 3 in 2019

• Most grand slams, season (long season):

2 in 2021

Opponent:

3 in 2021

• Most grand slams, game:

1, six times (see individual records above)

Opponent:

1, 15 times (see individual records above)

EXTRA-BASE HITS

(Note that the Hops record for extra-base hits in a *home* game is 7, which they have accomplished six times—three of the six in the same series vs. Tri-City in July of 2018)

INDIVIDUAL RECORDS

- **Most extra-base hits, career:**
 - 60, Andy Yerzy, 2018-19, '21
 - 46, Tristin English, 2019, '21
 - 40, Jorge Barrosa, 2019, '21
 - 34, Jordan Parr, 2013-14
 - 31, Joey Rose, 2016, '18 (all 31 in 2018)
- **Most extra-base hits, season (short season):**
 - 31, Joey Rose, 2018
 - 26, Daulton Varsho, 2017
 - 24, Trevor Mitsui, 2015
 - 24, Francis Martinez, 2018
 - 23, Jake McCarthy, 2018
- **Most extra-base hits, season (long season):**
 - 29, Blaze Alexander, 2021
 - 25, Tristin English, 2021
 - 25, Jorge Barrosa, 2021
 - 23, Andy Yerzy, 2021
 - 22, Eduardo Diaz, 2021
- **Most extra-base hits, game:**
 - 4, Luke Lowery, at Everett, 8/7/16 (3 doubles, 1 HR)
 - 3, Zach Esquerra, at Boise, 9/1/13
 - 3, Ramon Hernandez, at Everett, 8/4/16
 - 3, Yan Sanchez, at Salem-Keizer, 7/5/17 (hit for cycle)
 - 3, Daulton Varsho, at Salem-Keizer, 8/21/17
 - 3, Daulton Varsho, at Salem-Keizer, 8/22/17

Opponent:

- 4, Austin Shenton, at Everett, 6/1/21
- 3, Jose Trevino, at Spokane, 8/1/14
- 3, Ronnie Jebavy, at Salem-Keizer, 8/19/15
- 3, Ricardo Rincones, Salem-Keizer at Hillsboro, 6/23/18
- 3, Kyle McPherson, at Salem-Keizer, 7/4/18
- 3, Wander A. Franco, Salem-Keizer at Hillsboro, 9/2/18
- 3, Alex Canario, Salem-Keizer at Hillsboro 8/3/19

TEAM RECORDS

- **Most extra-base hits, season (short season):**
 - 216 in 2018
- **Most extra-base hits, season (long season):**
 - 278 in 2021
- **Most extra-base hits, game:**
 - 10, at Vancouver, 7/18/17
 - 9, at Spokane, 8/2/14
 - 9, at Salem-Keizer, 7/5/17
 - 9, at Vancouver 7/17/17 (Hops set record of 10 the next day)
 - 8, at Boise, 8/10/16
 - 7, at Eugene, 8/17/14 (17 innings)
 - 7, home vs. Vancouver, 8/15/15 (14 innings)
 - 7, at Boise, 9/3/15
 - 7, at Everett, 8/7/16
 - 7, home vs. Tri-City, 7/11/18
 - 7, home vs. Tri-City, 7/12/18
 - 7, home vs. Tri-City, 7/14/18 (11 innings)
 - 7, home vs. Salem-Keizer, 9/2/18
 - 7, at Everett, 8/11/19
 - 7, home vs. Tri-City, 6/9/21

Opponent:

- 12, at Everett, 6/1/21
- 10, at Salem-Keizer, 7/4/18
- 9, at Salem-Keizer, 8/19/15
- 9, Salem-Keizer at Hillsboro, 9/2/18 (incl. 5 HRs in 9-7 loss)
- 8, Vancouver at Hillsboro, 7/6/13
- 8, Salem-Keizer at Hillsboro, 6/23/18

- **Most extra-base hits, game, both teams combined:**

- 16, Salem-Keizer (9) at Hillsboro (8), 9/2/18
- 15, Hillsboro (6) at Salem-Keizer (9), 8/19/15
- 14, Hillsboro (10) at Vancouver (4), 7/18/17
- 13, Hillsboro (9) at Spokane (4), 8/2/14
- 13, Vancouver (7) at Hillsboro (6), 8/2/18
- 13, Hillsboro (1) at Everett (12), 6/1/21
- 12, Eugene (6) at Hillsboro (6), 7/13/17
- 12, Vancouver (6) at Hillsboro (6), 8/7/17
- 12, Eugene (6) at Hillsboro (6), 8/11/21

TOTAL BASES

INDIVIDUAL RECORDS

- **Most total bases, career:**
 - 286, Andy Yerzy, 2018-19, '21
 - 211, Tristin English, 2019, '21
 - 173, Jorge Barrosa, 2019, '21
 - 148, Jordan Parr, 2013-14
 - 146, Josh Anderson, 2015-16
- **Most total bases, season (short season):**
 - 108, Andy Yerzy, 2018
 - 106, Joey Rose, 2018
 - 105, Trevor Mitsui, 2015
 - 104, Yogey Perez-Ramos, 2013
 - 103, Daulton Varsho, 2017
- **Most total bases, season (long season):**
 - 126, Blaze Alexander, 2021
 - 118, Tristin English, 2021
 - 100, Eduardo Diaz, 2021
 - 98, Andy Yerzy, 2021
 - 98, Jorge Barrosa, 2021
- **Most total bases, game:**
 - 12, Ramon Hernandez, at Everett, 8/4/16
 - 11, Luke Lowery, at Everett, 8/7/16
 - 10, Zach Esquerra, at Boise, 9/1/13
 - 10, Yan Sanchez, at Salem-Keizer, 7/5/17
 - 10, Daulton Varsho, at Salem-Keizer, 8/21/17
 - 10, Andy Yerzy, at Salem-Keizer, 8/19/18
 - 9, Trevor Mitsui, at Salem-Keizer, 8/19/15
 - 9, Alexis Olmeda, at Everett, 8/5/16
 - 9, Daulton Varsho, at Salem-Keizer, 7/5/17
 - 9, Tristin English, home vs. Vancouver, 8/28/21
(Note that only English on 8/28/21 has had more than 8 total bases in a game at Ron Tonkin Field.)

Opponent:

- 11, Ronnie Jebavy, at Salem-Keizer, 8/19/15
- 10, Carter Bins, at Everett, 6/1/21
- 10, Austin Shenton, at Everett, 6/1/21
- 9, Austin O'Banion, Spokane at Hillsboro, 7/22/17
- 9, Ricardo Rincones, Salem-Keizer at Hillsboro 9/23/18

9, Joey Bart, at Salem-Keizer, 7/4/18
 9, Kyle McPherson, at Salem-Keizer, 7/4/18
 9, Alex Canario, Salem-Keizer at Hillsboro, 8/3/19
 9, Kaden Polcovich, at Everett, 6/1/21
 9, Kaden Polcovich, at Everett, 6/4/21
 9, Ronny Brito, Vancouver at Hillsboro, 7/15/21
 9, Tyler Fitzgerald, Eugene at Hillsboro, 8/12/21

TEAM RECORDS

- **Most total bases, season (short season):**

993 in 2018

- **Most total bases, season (long season):**

1353 in 2021

- **Most total bases, game:**

42, at Salem-Keizer, 7/5/17 (17-2 Hops win)
 38, at Vancouver, 7/18/17 (19-7 Hops win)
 32, at Spokane, 8/2/14 (12-9 Hops win)
 29, home vs. Tri-City, 7/12/18 (11-0 Hops win)
 29, at Salem-Keizer, 8/19/18 (9-8 Hops win)

Opponent:

44, at Everett, 6/1/21 (16-2 win over Hops)
 37, at Salem-Keizer, 7/4/18 (15-1 win over Hops)
 32, Vancouver at Hillsboro, 7/6/13 (16-4 win over Hops)
 32, Salem-Keizer at Hillsboro, 9/2/18 (9-7 loss to Hops)
 30, at Salem-Keizer, 8/19/15 (10-7 win over Hops)

CYCLES

- **Players hitting for the cycle:**

1, Yan Sanchez, at Salem-Keizer, 7/5/17 (4-for-6)

Opponent:

None

RUNS BATTED IN

INDIVIDUAL RECORDS

- **Most runs batted in, career:**

107, Andy Yerzy, 2018-19, '21
 78, Tristin English, 2019, '21
 52, George Roberts, 2013-14
 48, Josh Anderson, 2015-16
 48, Zach Esquerra, 2013-14

- **Most runs batted in, season (short season):**

42, Trevor Mitsui, 2015
 42, Joey Rose, 2018
 39, Daulton Varsho, 2017
 37, Grant Heyman, 2014
 35, Kristian Robinson, 2019

- **Most runs batted in, season (long season):**

48, Tristin English, 2021
 39, Andy Yerzy, 2021
 38, Blaze Alexander, 2021
 36, Eduardo Diaz, 2021
 31, Axel Andueza, 2021

- **Most runs batted in, game:**

6, Zach Esquerra, at Salem-Keizer, 8/11/14 (incl. grand slam)
 6, Ramon Hernandez, at Everett, 8/4/16 (incl. grand slam)
 6, Buddy Kennedy, home vs. Tri-City, 6/8/21 (incl. grand slam)

Opponent:

7, Diego Rincones, at Eugene, 6/18/21
 6, Austin O'Banion, Spokane at Hillsboro, 7/22/17 (incl. grand slam)

TEAM RECORDS

- **Most runs batted in, season (short season):**

353 in 2017

- **Most runs batted in, season (long season):**

462 in 2021

- **Most runs batted in, game:**

18, at Vancouver, 7/17/17 (19-7 win)
 15, at Salem-Keizer, 7/5/17 (17-2 win)
 15, home vs. Spokane, 7/21/17 (15-0 win)
 13, home vs. Tri-City, 8/9/13 (15-4 win)
 13, at Boise, 9/1/13 (14-3 win)
 13, home vs. Vancouver, 6/24/19 (13-4 win)

Opponent:

14, Vancouver at Hillsboro, 7/6/13 (16-4 win over Hops)
 14, at Salem-Keizer, 7/4/18 (15-1 win over Hops)
 14, at Everett, 6/1/21 (16-2 win over Hops)
 13, at Tri-City, 7/13/13 (15-2 win over Hops)
 13, Everett at Hillsboro, 7/19/15 (14-6 win over Hops)
 13, Vancouver at Hillsboro, 5/18/21 (13-4 win over Hops)
 12, at Salem-Keizer, 6/18/16 (14-3 win over Hops)
 12, at Eugene, 7/21/14 (13-7 win over Hops)
 12, at Everett, 6/4/21 (13-2 win over Hops)

RUNNERS LEFT ON BASE

TEAM RECORDS

- **Most runners left on base, game:**

19, home vs. Vancouver, 8/15/15 (14 inn) (10-9 Hops win)
 15, at Eugene, 8/17/14 (17 innings) (9-7 Hops win)
 15, at Vancouver, 7/1/19 (6-3 Hops win)
 14, eight times (Hillsboro is 7-1 in those games)

Opponent:

15, at Vancouver, 6/30/15 (11 innings) (3-2 loss to Hops)
 14, Spokane at Hillsboro, 7/18/13 (5-3 loss to Hops)
 14, Salem-Keizer at Hillsboro, 6/23/15 (5-4 loss to Hops)
 14, at Everett, 8/12/19 (8-6 win over Hops)
 13, seven times (Hillsboro is 5-2 in those games)

- **Most runners left on base, game, both teams combined:**

31, Vanc (12) at Hillsb. (19), 8/15/15 (14 inn) (10-9 Hops win)
 28, Hillsboro (15) at Eug (13), 8/17/14 (17 inn) (9-7 Hops win)
 26, S-K (12) at Hillsboro (14), 6/23/15 (5-4 Hops win)
 26, Tri-City (13) at Hillsboro (13), 8/9/13 (15-4 Hops win)
 26, Boise (13) at Hillsb. (13), 8/25/13 (10 inn) (6-5 Hops win)

- **Fewest runners left on base, game:**

- 0, at Eugene, 8/16/18 (2-1 Hops loss)
- 1, home vs. Tri-City, 8/28/17 (4-3 Hops loss)
- 1, at Everett, 6/17/18 (3-2 Hops win)
- 2, 20 times (7 times in 2021)

- **Opponent:**

- 0, Salem-Keizer at Hillsboro, 9/4/19 (2-1 loss to Hops G1 So. Div. Ser.)
- 1, Spokane at Hillsboro, 8/20/14 (14 innings) (2-1 loss to Hops)
- 1, Spokane at Hillsboro, 7/10/15 (5-1 loss to Hops)
- 1, at Eugene, 7/19/16 (8-2 loss to Hops)
- 1, Eugene at Hillsboro, 8/17/17 (3-0 loss to Hops)
- 1, Eugene at Hillsboro, 6/22/18 (6-2 win over Hops)
- 1, at Eugene, 9/6/18 (3-2 win over Hops in Gm 2 of So. Div. Ser.)
- 1, at Tri-City, 5/30/21 (6-3 win over Hops)
- 2, thirteen times (0 in 2021)

- **Fewest runners left on base, game, both teams:**

- 3, Eugene (1) at Hillsboro (2), 8/17/17 (3-0 Hops win)
- 4, Eugene (1) at Hillsboro (3), 6/22/18 (6-2 Hops loss)
- 4, Hillsboro (0) at Eugene (4), 8/16/18 (2-1 Hops loss)
- 5, Everett (2) at Hillsboro (3), 7/30/13 (6-0 Hops loss)
- 5, Spokane (1) at Hillsboro (4), 7/10/15 (5-1 Hops win)
- 5, S-K (0) at Hillsb. (5), 9/4/19 (2-1 Hops win G1 So. Div. Ser.)
- 5, Hillsboro (4) at Tri-City (1), 5/30/21 (6-3 Hops loss)
- 5, Spokane (3) at Hillsboro (2), 6/22/21 (6-3 Hops loss)

WALKS DRAWN

INDIVIDUAL RECORDS

- **Most walks drawn, career:**

- 96, Andy Yerzy, 2018-19, '21
- 65, Taylor Ratliff, 2013-14
- 48, Nick Dalesandro, 2019, '21
- 45, Jesus Marriaga, 2019
- 44, Ryan January, 2018-19
- 44, Blaze Alexander, 2021

- **Most walks drawn, season (short season):**

- 45, Jesus Marriaga, 2019
- 38, Marcus Wilson, 2016
- 37, Andy Yerzy, 2019
- 37, Bryan Araiza, 2017
- 34, Taylor Ratliff, 2013

- **Most walks drawn, season (long season):**

- 44, Blaze Alexander, 2021
- 34, Nick Dalesandro, 2021
- 31, Andy Yerzy, 2021
- 31, Cam Coursey, 2021
- 30, Spencer Brickhouse, 2021

- **Most walks drawn, game:**

- 6, Marcus Wilson, at Eugene, 7/19/16 (also a Northwest League Record)
- 4, Andy Yerzy, home vs. Eugene, 6/29/19

- **Opponent:**

- 4, Chaz Frank, Vancouver at Hillsboro, 7/7/13 (19 innings)
- 4, J.C. Cardenas, at Vancouver, 6/30/15
- 4, Nate Easley, Tri-City at Hillsboro, 7/4/16
- 4, Eric Filla, Everett at Hillsboro, 7/13/16

TEAM RECORDS

- **Most walks drawn, season (short season):**

311 in 2019

- **Most walks drawn, season (long season):**

386 in 2021

- **Most walks drawn, game:**

- 17, at Eugene, 7/19/16 (no, 17 is not a typo)
- 11, home vs. Salem-Keizer, 6/20/17 (home opener)
- 11, at Spokane, 8/26/19
- 11, at Tri-City, 7/7/21
- 10, at Everett, 6/13/14 (Opening Night)
- 10, home vs. Spokane, 8/24/14
- 10, at Everett, 6/17/17
- 10, home vs. Spokane, 7/21/17
- 10, at Tri-City, 8/10/18
- 10, at Tri-City, 6/17/19
- 10, at Eugene, 7/21/21

- **Opponent:**

- 11, at Everett, 8/12/19
- 11, Vancouver at Hillsboro, 5/20/21
- 11, Eugene at Hillsboro, 9/3/21
- 10, Spokane at Hillsboro, 7/22/13
- 10, Boise at Hillsboro, 8/25/13
- 10, at Vancouver, 6/30/15
- 10, Everett at Hillsboro, 7/13/16
- 10, at Tri-City in Game 4 of NWL Championship Series, 9/10/19

- **Most walks drawn, game, both teams combined:**

- 19, Boise (10) at Hillsboro (9), 8/25/13
- 18, Hillsboro (17) at Eugene (1), 7/19/16
- 17, Vancouver (8) at Hillsboro (9), 8/15/15
- 17, Hillsboro (10) at Everett (7), 6/17/17
- 16, Hillsboro (11) at Tri-City (5), 7/7/21
- 15, Hillsboro (6) at Everett (9), 6/24/13
- 15, Everett (10) at Hillsboro (5), 7/13/16
- 15, Vancouver (7) at Hillsboro (8), 5/18/21

- **Fewest walks drawn, game, both teams combined:**

- 0, Hillsboro at Vancouver, 7/24/14, Game 2 (7 innings)
- 0, Eugene at Hillsboro, 6/20/16
- 0, Hillsboro at Everett 6/15/18 (Opening Night)
- 0, Boise at Hillsboro, 8/16/19
- 0, Hillsboro at Eugene, 5/14/21
- 1, Hillsboro at Boise, 9/2/14, Game 1 of South Division Series
- 1, Tri-City at Hillsboro, 8/23/15
- 1, Everett at Hillsboro, 7/3/17
- 1, Hillsboro at Tri-City, 8/11/17
- 1, Boise at Hillsboro, 8/25/17
- 1, Tri-City at Hillsboro, 8/28/17
- 1, Hillsboro at Eugene, 8/16/18
- 1, Hillsboro at Boise, 8/29/18
- 1, Eugene at Hillsboro, 7/20/19

STRIKEOUTS BY BATTER

INDIVIDUAL RECORDS

- **Most strikeouts by batter, career:**
 - 196, Andy Yerzy 2018-19, '21
 - 145, Tra Holmes, 2017-18, '21
 - 126, Blaze Alexander, 2021
 - 111, Tristin English, 2019, '21
 - 108, Taylor Ratliff 2013-14
- **Most strikeouts by batter, season (short season):**
 - 88, Francis Martinez, 2018
 - 85, Jesus Marriaga, 2019
 - 79, Joey Rose, 2018
 - 71, Bryan Araiza, 2017
 - 67, Andy Yerzy, 2018
- **Most strikeouts by batter, season (long season):**
 - 126, Blaze Alexander, 2021
 - 102, Spencer Brickhouse, 2021
 - 87, Tristin English, 2021
 - 73, Nick Dalesandro, 2021
 - 72, Leodany Perez, 2021
- **Most strikeouts by batter, game:**
 - 4, Cesar Carrasco, home vs. Spokane, 7/22/13
 - 4, John Leonard, at Spokane, 8/18/13
 - 4, Kevin Cron, at Spokane, 8/1/14
 - 4, Dane McFarland, at Everett, 7/5/15
 - 4, Jason Morozowski at Boise, 8/11/16
 - 4, Luke Lowery, home vs. Spokane, 8/23/16
 - 4, Bryan Araiza at Everett, 6/15/17
 - 4, Billy Endris, home vs. Salem-Keizer, 6/20/17
 - 4, Connor Owings, home vs. Salem-Keizer, 6/21/17
 - 4, Billy Endris, at Eugene, 6/27/17
 - 4, Tra Holmes, at Eugene, 6/28/17
 - 4, Eudy Ramos at Spokane, 7/6/17
 - 4, Eudy Ramos, home vs. Eugene, 7/13/17
 - 4, Tra Holmes, at Vancouver, 7/17/17
 - 4, Francis Martinez, home vs. Eugene, 6/20/18
 - 4, Tra Holmes, home vs. Spokane, 6/29/18
 - 4, Ryan Tufts, home vs. Tri-City, 7/14/18
 - 4, Jones, home vs. Tri-City, 7/14/18
 - 4, Andy Yerzy, at Eugene, 6/15/19
 - 4, Joe Gillette, at Tri-City, 6/17/19
 - 4, Ricky Martinez, at Salem-Keizer, 6/26/19
 - 4, Jesus Marriaga, home vs. Everett, 7/31/19
 - 4, Jesus Marriaga, at Eugene, 8/21/19
 - 4, Spencer Brickhouse, home vs. Eugene, 5/5/21
 - 4, Blaze Alexander, at Tri-City, 5/28/21
 - 4, Blaze Alexander, home vs. Tri-City, 7/27/21
 - 4, Blaze Alexander, home vs. Vancouver, 8/5/21

(NOTE: No Hop has ever struck out five times in a game; through the end of the 2021 season, a Hops has struck out four times in a game on 27 different occasions.)

Opponent:

- 5, Sean Hurlley, Vancouver at Hillsboro, 8/15/15
- 5, Nick Thurman, at Everett, 8/7/16 (Thurman was Everett's catcher; he struck out five times in same game that Hops catcher Luke Lowery went 5-for-5 w/four extra-base hits and five runs batted in)

TEAM RECORDS

- **Most strikeouts by Hops batters, season (short season):**
 - 678 in 2018
- **Most strikeouts by Hops batters, season (long season):**
 - 1094 in 2021
- **Fewest strikeouts by Hops batters, season (short seas):**
 - 584 in 2015
- **Most strikeouts by Hops batters, game:**
 - 18, home vs. Everett, 5/8/21
 - 17, at Tri-City, 6/18/19 (10 innings)
 - 17, at Eugene, 5/13/21
 - 17, at Tri-City, 5/28/21
 - 17, at Everett, 6/2/21
- **Most strikeouts by opponent batters:**
 - 22, Vancouver at Hillsboro, 8/15/15 (14 innings)
 - 21, Vancouver at Hillsboro, 7/7/13 (19 innings)
 - 21, at Eugene, 8/17/14 (17 innings)
 - 20, Boise at Hillsboro, 8/20/15
 - 19, at Eugene, 8/14/18
 - 17, at Everett, 6/15/14
 - 17, at Eugene, 8/21/19
 - 17, at Everett, 6/2/21
- **Fewest strikeouts by Hops batters, game:**
 - 1, home vs. Spokane, 7/11/15
 - 1, at Vancouver, 7/2/19
 - 2, at Salem-Keizer, 7/4/14
 - 2, home vs. Boise, 7/27/14 (10 innings)
 - 2, at Tri-City, 8/27/14
 - 2, home vs. Tri-City, 8/26/15
 - 2, at Boise, 7/26/17
 - 2, home vs. Salem-Keizer, 7/24/19
 - 2, home vs. Eugene, 5/10/21 (7 innings)
 - 2, home vs. Tri-City, 7/31/21 (10 innings)
- **Fewest strikeouts by opponent batters:**
 - 2, at Vancouver, 7/24/14 Game 2 (Vanc. batted in only 6 inn.)
 - 2, Eugene at Hillsboro, 9/5/21 (7 innings)
 - 3, 20 times
- **Most strikeouts, game, both teams combined:**
 - 36, Hillsboro at Eugene, 8/17/14 (17 innings)
 - 36, Vancouver at Hillsboro, 8/15/15 (14 innings)
 - 34, Hillsboro at Everett, 6/2/21
 - 33, Hillsboro at Tri-City, 6/18/19 (10 innings)
 - 32, Vancouver at Hillsboro, 7/7/13 (19 innings)
 - 32, Hillsboro at Eugene, 8/14/18
 - 32, Hillsboro at Tri-City, 5/25/21
 - 31, Everett at Hillsboro, 5/8/21
 - 30, Boise at Hillsboro, 8/20/15
- **Fewest strikeouts, game, both teams combined:**
 - 6, Hillsboro at Salem-Keizer, 7/4/14
 - 6, Hillsboro at Vancouver, 7/24/14 Game1 (7 innings)
 - 6, Boise at Hillsboro, 7/27/14 (10 innings)
 - 6, Hillsboro at Tri-City, 8/27/14
 - 6, Salem-Keizer at Hillsboro, 7/14/19

STOLEN BASES

9, Hillsboro (6) at Everett (3), 6/2/21
8, Hillsboro (3) at Vancouver (5), 7/22/18

INDIVIDUAL RECORDS

- **Most stolen bases, career:**
 - 41, Tra Holmes, 2017-18, '21 (in 55 attempts)
 - 40, Taylor Ratliff, 2013-14 (in 50 attempts)
 - 35, Nick Dalesandro, 2019, '21 (in 42 attempts)
 - 28, Jorge Barrosa, 2019, '21 (in 39 attempts)
 - 27, Jordan Parr, 2013-14 (in 33 attempts)
 - **Most stolen bases, season (short season):**
 - 21, Taylor Ratliff, 2013 (in 24 attempts)
 - 20, Luke Lowery, 2016 (in 26 attempts)
 - 20, Jake McCarthy, 2018 (in 28 attempts)
 - **Most stolen bases, season (long season):**
 - 33, Nick Dalesandro, 2021 (in 40 attempts)
 - 24, Leodany Perez, 2021 (in 28 attempts)
 - 20, Jorge Barrosa, 2021 (in 27 attempts)
 - **Most stolen bases, game:**
 - 4, Nick Dalesandro, home vs. Everett, 5/7/21
 - 4, Leodany Perez, home vs. Everett, 5/7/21
 - 3, Josh Parr, at Salem-Keizer, 6/16/13
 - 3, Taylor Ratliff, at Eugene, 7/3/13
 - 3, Matt McPhearson, home vs. Eugene, 6/22/16
 - 3, Luke Lowery, home vs. Tri-City, 7/4/16
 - 3, Ben DeLuzio, home vs. Spokane, 8/23/16
 - 3, Kristian Robinson, home vs. Everett, 7/31/19
 - 3, Jesus Marriaga, at S-K, 9/5/19, game 2 of South Div. Series
 - 3, Dom Canzone, at Eugene, 5/10/21
- Opponent:**
4, Carlos Herrera, at Boise, 7/25/15
3, Marcos Derkes, Boise at Hillsboro, 8/20/15
3, Eric Rivera, Vancouver at Hillsboro, 7/18/21
3, Brett Auerbach, Eugene at Hillsboro, 8/15/21

TEAM RECORDS

- **Most stolen bases, season (short season):**
 - 125 in 2018
 - **Most stolen bases, season (long season):**
 - 231 in 2021
 - **Most stolen bases, game:**
 - 11, home vs. Everett, 5/7/21 (tied league record set by Portland Mavericks in 1974) (11-for-11)
 - 7, at Eugene, 7/3/13 (7-for-7)
 - 7, at Boise 7/10/14 (7-for-8)
 - 7, at Eugene 8/17/14 (7-for-7)
 - 7, at Eugene, 6/19/21 (7-for-7)
 - 7, home vs. Eugene, 9/3/21 (7-for-8)
 - 6, eight times
- Opponent:**
6, at Tri-City, 7/12/13 (6-for-6)
6, Boise at Hillsboro, 7/28/16 (6-for-7)
- **Most stolen bases, game, both teams combined:**
 - 11, Hillsboro (7) at Eugene (4), 7/17/14 (17 innings)
 - 11, Everett (0) at Hillsboro (11), 5/7/21
 - 9, Everett (4) at Hillsboro (5), 5/9/21 (10 innings)
 - 9, Tri-City (4) at Hillsboro (5), 6/8/21
 - 9, Eugene (2) at Hillsboro (7), 9/3/21

STOLEN BASE ATTEMPTS

INDIVIDUAL RECORDS

- **Most stolen base attempts, career:**
 - 55, Tra Holmes, 2017-18, '21 (41 successful)
 - 50, Taylor Ratliff, 2013-14 (40 successful)
 - 42, Nick Dalesandro, 2019, '21 (35 successful)
 - 39, Jorge Barrosa, 2019, '21 (28 successful)
 - 37, Jorge Perez, 2017-18 (25 successful)
 - **Most stolen base attempts, season (short season):**
 - 30, Jorge Perez, 2018 (19 successful)
 - 28, Jake McCarthy, 2018 (20 successful)
 - 26, Taylor Ratliff, 2014 (19 successful)
 - 26, Luke Lowery, 2016 (20 successful)
 - 25, Tra Holmes, 2018 (19 successful)
 - **Most stolen base attempts, season (long season):**
 - 40, Nick Dalesandro, 2021 (33 successful)
 - 28, Leodany Perez, 2021 (24 successful)
 - 27, Jorge Barrosa, 2021 (20 successful)
 - 21, Dom Canzone, 2021 (18 successful)
 - 21, Blaze Alexander, 2021 (17 successful)
 - **Most stolen base attempts, game:**
 - 4, Nick Dalesandro, home vs. Everett, 5/7/21 (4-for-4)
 - 4, Leodany Perez, home vs. Everett, 5/7/21 (4-for-4)
- Opponent:**
4, Carlos Herrera, at Boise, 7/25/15 (4-for-4)
4, Eric Rivera, Vancouver at Hillsboro, 7/18/21 (3-for-4)

TEAM RECORDS

- **Most stolen base attempts, season (short season):**
 - 179 in 2018
 - **Most stolen base attempts, season (long season):**
 - 299 in 2021
 - **Most stolen base attempts, game:**
 - 11, home vs. Everett, 5/7/21 (11-for-11)
 - 8, at Boise, 7/10/14 (7-for-8)
 - 8, home vs. Boise 8/15/14 (6-for-8)
 - 8, home vs. Tri-City, 7/4/16 (6-for-8)
 - 8, home vs. Eugene, 6/30/21 (5-for-8)
 - 8, home vs. Eugene, 9/3/21 (7-for-8)
 - 7, 9 times
- Opponent:**
7, Boise at Hillsboro, 7/28/16 (6-for-7)
7, Boise at Hillsboro, 7/18/18 (5-for-7)
- **Most stolen base attempts, game, both teams:**
 - 12, Hillsboro (7-for-7) at Eugene (4-for-5), 8/17/14 (17 inn.)
 - 12, Everett (0-for-1) at Hillsboro (11-for-11), 5/7/21
 - 11, Boise (5-for-7) at Hillsboro (2-for-4), 7/18/18
 - 11, Hillsboro (6-for-7) at Everett (3-for-4), 7/2/21
 - 11, Tri-City (4-for-4) at Hillsboro (6-for-7), 6/8/21
 - 10, Everett (4-for-4) at Hillsboro (5-for-6), 5/9/21
 - 10, Eugene (2-for-2) at Hillsboro (7-for-8), 9/3/21
 - 9, Hillsboro (7-for-8) at Boise (0-for-1), 7/10/14
 - 9, Hillsboro (3-for-5) at Tri-City (3-for-4), 7/29/15

9, Tri-City (1-for-1) at Hillsboro (6-for-8), 7/4/16
9, Hillsboro (3-for-3) at Vancouver (5-for-6), 7/22/18
9, Hillsboro (2-for-4) at Eugene (3-for-5), 6/17/21

TIMES CAUGHT STEALING

INDIVIDUAL RECORDS

- **Most times caught stealing, career:**
 - 14, Tra Holmes, 2017-18, '21 (in 41 attempts)
 - 12, Jorge Perez, 2017-18 (in 37 attempts)
 - 11, Jorge Barrosa, 2019, '21 (in 39 attempts)
 - 10, Taylor Ratliff, 2013-14 (in 50 attempts)
- **Most times caught stealing, season (short season):**
 - 11, Jorge Perez, 2018 (in 30 attempts)
 - 8, Jake McCarthy, 2018 (in 28 attempts)
 - 8, Ricky Martinez, 2019 (in 23 attempts)
 - 7, Taylor Ratliff, 2014 (in 26 attempts)
 - 6, four times
- **Most times caught stealing, season (long season):**
 - 7, Nick Dalesandro, 2021 (in 40 attempts)
 - 7, Jorge Barrosa, 2021 (in 27 attempts)
 - 6, Cam Coursey, 2021 (in 20 attempts)
- **Most times caught stealing, game:**
 - 2, Ryan Gebhardt, at Salem-Keizer, 7/25/13
 - 2, Tra Holmes, at Salem-Keizer, 7/5/18
 - 2, Jake McCarthy, at Tri-City, 8/10/18
 - 2, Jorge Perez, home vs. Salem-Keizer, 9/3/18
 - 2, Ricky Martinez, home vs. Salem-Keizer, 7/24/19
 - 2, Jesus Marriaga, home vs. Everett, 8/1/19
 - 2, Cam Coursey, home vs. Vancouver, 7/13/21
 - 2, Elian Miranda, at Spokane, 8/21/21

Opponent:

2, Jamodrick McGruder, at Everett, 6/24/13
2, Chris Rabago, at Tri-City, 8/27/14
2, Austin O'Banion, Spokane at Hillsboro, 7/24/17
2, Fernando Kelli, Eugene at Hillsboro, 6/20/18
2, Fernando Kelli, Eugene at Hillsboro, 8/22/18

TEAM RECORDS

- **Most times caught stealing, season (short season):**
 - 54 in 2018
- **Most times caught stealing, season (long season):**
 - 68 in 2021
- **Most times caught stealing, game:**
 - 5, home vs. Salem-Keizer, 9/3/18 (0-for-5) (there were no pitchers' pickoffs; all five were caught by catcher Ricardo Genoves)
 - 3, 9 times

Opponent:

3, at Everett, 6/14/14 (3-for-6)
3, Eugene at Hillsboro, 7/1/15 (1-for-4)
3, Salem-Keizer at Hillsboro, 6/20/17 (1-for-4)
3, Vancouver at Hillsboro, 5/19/21 (1-for-4)

TIMES HIT BY PITCH

INDIVIDUAL RECORDS

- **Most times hit by pitch, career:**
 - 19, Tristin English, 2019, '21
 - 19, Tra Holmes, 2017-18, '21
 - 16, Andy Yerzy, 2018-19, '21
 - 15, Josh Anderson, 2015-16
 - 13, Jorge Barrosa, 2019, '21
 - **Most times hit by pitch, season (short season):**
 - 12, Mark Karaviotis, 2016
 - 10, Brian Billigen, 2013
 - 9, Josh Anderson, 2015
 - 9, Tra Holmes, 2017
 - 9, Tra Holmes, 2018
 - 9, Jake McCarthy, 2018
 - **Most times hit by pitch, season (long season):**
 - 11, Tristin English, 2021
 - 8, Andy Yerzy, 2021
 - 6, Jorge Barrosa, 2021
 - 5, Blaze Alexander, 2021
 - 5, Ricky Martinez, 2021
 - **Most times hit by pitch, game: (13 times)**
 - 2, Yogey Perez-Ramos, home vs. Tri-City, 8/12/13
 - 2, Josh Anderson, at Everett, 7/5/15
 - 2, Trevor Mitsui, at Boise, 9/1/15
 - 2, Josh Anderson, at Boise, 9/1/15
 - 2, Matt Railey, at Vancouver, 6/24/16
 - 2, Ben DeLuzio, home vs. Spokane, 8/23/16
 - 2, Tra Holmes, home vs. Tri-City, 7/15/18
 - 2, Geraldo Perdomo, home vs. Eugene, 8/22/18
 - 2, Tristin English, at Vancouver, 7/1/19
 - 2, Jorge Barrosa, home vs. Boise, 7/7/19
 - 2, Tristin English, at Everett, 7/12/19
 - 2, Tristin English, at Eugene, 7/25/21
 - 2, Tristin English, home vs. Tri-city, 7/28/21
- Opponent:**
3, Melvin Novoa, Spokane at Hillsboro, 7/22/17
2, 12 times

TEAM RECORDS

- **Most times hit by pitch, season (short season):**
 - 65 in 2018
 - **Most times hit by pitch, season (long season):**
 - 62 in 2021
 - **Most times hit by pitch, game:**
 - 5, home vs. Spokane, 8/23/16
 - 4, at Boise, 9/3/15
 - 4, home vs. Boise, 8/28/16
 - 4, at Everett, 6/15/17 (Opening Night)
- Opponent:**
4, at Tri-City, 7/13/13
4, Everett at Hillsboro, 7/19/15
4, at Spokane, 7/9/17
4, Spokane at Hillsboro, 7/22/17
4, Salem-Keizer at Hillsboro, 9/1/18

- **Most times hit by pitch, game, both teams combined:**

- 6, Tri-City (3) at Hillsboro (3), 8/12/13
- 6, Spokane (1) at Hillsboro (5), 8/23/16

SACRIFICE BUNTS

INDIVIDUAL RECORDS

- **Most sacrifice bunts, career:**

- 8, Taylor Ratliff, 2013-14
- 7, Pedro Ruiz, 2014
- 6, Adam Walton, 2016
- 5, Ryan Dobson, 2017-18
- 5, Elvin Soto, 2013-14

- **Most sacrifice bunts, season (short season):**

- 7, Pedro Ruiz, 2014
- 6, Adam Walton, 2016
- 4, six players

- **Most sacrifice bunts, season (long season):**

- 2, Reece Hampton, 2021
- 1, Jorge Barrosa, 2021

- **Most sacrifice bunts, game:**

- 2, John Leonard, at Tri-City, 7/11/13

Opponent:

- 2, Felipe Blanco, at Eugene, 7/2/13
- 2, Kyle Kasser, at Tri-City, 5/29/21

TEAM RECORDS

- **Most sacrifice bunts, season (short season):**

- 33 in 2013
- 25 in 2014
- 15 in 2015

- **Most sacrifice bunts, season (long season):**

- 3 in 2021

- **Most sacrifice bunts, game:**

- 3, at Tri-City, 7/11/13
- 3, home vs. Boise, 8/25/13

Opponent:

- 3, Everett at Hillsboro, 7/20/15

- **Most sacrifice bunts, game, both teams combined:**

- 4, Boise (1) at Hillsboro (3), 8/25/13
- 4, Everett (2) at Hillsboro (2), 6/29/14

SACRIFICE FLIES

INDIVIDUAL RECORDS

- **Most sacrifice flies, career:**

- 9, Tristin English, 2019, '21
- 7, Gerard Hernandez, 2015
- 7, Camden Duzenack, 2017
- 6, Joey Rose, 2016, '18 (all 6 in 2018)
- 5, 7 players

- **Most sacrifice flies, season (short season):**

- 7, Gerard Hernandez, 2015
- 7, Camden Duzenack, 2017
- 6, Joey Rose, 2018
- 5, Taylor Ratliff, 2014
- 5, Ryan Grotjohn, 2017

- **Most sacrifice flies, season (long season):**

- 7, Tristin English, 2021
- 5, Cam Coursey, 2021
- 3, Spencer Brickhouse, 2021
- 2, 6 players

- **Most sacrifice flies, game:**

- 2, Jason Morozowski, home vs. Boise, 8/28/16
- 2, Keshawn Lynch, at Salem-Keizer, 8/19/18
- 2, Cam Coursey, home vs. Tri-City, 7/28/21

Opponent:

- 2, Skyler Ewing, at Salem-Keizer, 7/6/14
- 2, Matt Rose, at Eugene, 7/15/15
- 2, Ryan Stephens, at Boise, 7/1/16
- 2, Gio Brusa, Salem-Keizer at Hillsboro, 7/30/16

TEAM RECORDS

- **Most sacrifice flies, season (short season):**

- 29 in 2017

- **Most sacrifice flies, season (long season):**

- 34 in 2021

- **Most sacrifice flies, game:**

- 3, home vs. Boise, 8/6/15
- 3, home vs. Tri-City, 7/6/16

Opponent:

- 3, at Salem-Keizer, 7/6/14
- 3, at Boise, 7/1/16
- 3, Spokane at Hillsboro, 7/5/19
- 3, at Spokane, 8/20/21

- **Most sacrifice flies, game, both teams combined:**

- 4, Vancouver (2) at Hillsboro (2), 8/8/21
- 3, 20 times

TIMES GROUNDED INTO DP

INDIVIDUAL RECORDS

- **Most times grounded into double play, career:**

- 18, Andy Yerzy, 2018-19, '21
- 15, Jordan Parr, 2013-14
- 12, Luis Veras, 2015-16
- 11, Josh Anderson, 2015-16
- 11, Tristin English, 2019, '21

- **Most times GIDP, season (short season):**

- 10, Trevor Mitsui, 2015
- 9, Andy Yerzy, 2018
- 8, George Roberts, 2013
- 8, Jordan Parr, 2014
- 8, Luis Veras, 2016

- **Most times GIDP, season (long season):**

- 9, Axel Andueza, 2021
- 7, Blaze Alexander, 2021

6, Tristin English, 2021
6, Eduardo Diaz, 2021

- **Most times grounded into double play, game:**
 - 2, Yosbel Gutierrez, at Eugene, 8/21/13
 - 2, Bennie Robinson, home vs. Vancouver, 6/22/2014
 - 2, Luis Veras, home vs. S-K, 9/9/15 (Gm. 3 So. Division Ser.)
 - 2, Josh Anderson, home v. Eug., 9/7/16 (Gm 1 So. Div. Ser.)
 - 2, Luis Lara, home vs. Boise, 8/23/17
 - 2, Andy Yerzy, home vs. Vancouver, 6/23/19
 - 2, Steven Leyton, at Boise, 7/13/19
 - 2, Blaze Alexander, at Spokane, 8/21/21
 - 2, Luvin Valbuena, home vs. Eugene, 9/4/21

Opponent:

2, Cam Schiller, at Spokane, 8/18/13
2, Henry Charles, at Eugene, 8/21/13
2, Charles Moorman, at Spokane, 7/31/14
2, Miguel Gomez, at Salem-Keizer, 8/17/15
2, Daniel Suero, at Boise, 8/10/16
2, Jose Gonzalez, Eugene at Hillsboro, 8/17/17
2, L.J. Hatch, at Boise, 9/2/17
2, Eric Rivera, Vancouver at Hillsboro, 8/8/21

TEAM RECORDS

- **Most times GDP, season (short season):**
62 in 2013
- **Most times GDP, season (long season):**
57 in 2021

PITCHING RECORDS

WINS

INDIVIDUAL RECORDS

- **Most wins, career:**
 - 10, Jeferson Mejia, 2015-17
 - 9, Ben Eckels, 2013-14
 - 9, Kenny Hernandez, 2018, '21
 - 8, Jared Miller, 2014-15, '19
 - 8, Deyni Olivero, 2019
 - 8, Marcos Tineo, 2019, '21
- **Most wins, season (short season):**
 - 8, Deyni Olivero, 2019
 - 7, Anfernee Benitez, 2016
 - 7, Jared Miller, 2015
 - 6, eight players
- **Most wins, season (long season):**
 - 5, Brandon Pfaadt, 2021
 - 4, Slade Cecconi, 2021
 - 4, Ryne Nelson, 2021
 - 4, Justin Vernia, 2021
 - 3, Kenny Hernandez, 2021

TEAM RECORDS

- **Most wins, season (short season):**
51 in 2018
- **Most wins, season (long season):**
52 in 2021 (112 games played)

LOSSES

INDIVIDUAL RECORDS

- **Most losses, career:**
 - 7, Ben Eckels, 2013-14
 - 7, Ross Gerdeman, 2013
 - 7, Tyler Mark, 2015-16
 - 7, Luis Frias, 2018-19
 - 7, Nick Snyder, 2019, '21
- **Most losses, season (short season):**
 - 7, Ross Gerdeman, 2013
 - 6, Ben Eckels, 2013
 - 5, 6 players
- **Most losses, season (long season):**
 - 7, Nick Snyder, 2021
 - 5, Justin Vernia, 2021
 - 4, 4 players

TEAM RECORDS

- **Most losses, season (short season):**
42 in 2013
- **Most losses, season (long season):**
60 in 2021 (112 games played)

SAVES

INDIVIDUAL RECORDS

- **Most saves, career :**
 - 14, Zac Curtis, 2014 (plus four in the 2014 postseason)
 - 11, Josh Green, 2018
 - 9, Yaramil Hiraldo, 2019, '21 (all nine in 2021)
 - 8, Bryan Menendez, 2019
 - 8, Eduardo Herrera, 2019
- **Most saves, season (short season):**
 - 14, Zac Curtis, 2014 (plus four in the postseason)
 - 11, Josh Green, 2018
 - 8, Bryan Menendez, 2019
 - 8, Eduardo Herrera, 2019
 - 7, Elbert Gonzalez, 2017
 - 7, Chester Pimentel, 2018
- **Most saves, season (long season):**
 - 9, Yaramil Hiraldo, 2021
 - 6, Joe Jones, 2021
 - 5, Nick Snyder, 2021
 - 5, Mailon Arroyo, 2021
 - 4, Liu Fuenmayor, 2021

TEAM RECORDS

- **Most saves, season (short season):**
30 in 2018
- **Most saves, season (long season):**
34 in 2021

WINNING PERCENTAGE

INDIVIDUAL RECORDS

- **Highest winning percentage, career (min. 6 decisions):**
.857, Junior Garcia (6 wins, 1 loss), 2016-17
.857, Ethan Larrison (6 wins, 1 loss), 2018-19
.857, Kai-Wei Lin (6 wins, 1 loss), 2018, '21
.833, Kevin McCanna (5 wins, 1 loss), 2017
.750, Connor Grey (6 wins, 2 losses), 2016-17
- **Highest winning pct, season (short season) (min. 5 dec.):**
.857, Ethan Larrison (6 wins, 1 loss), 2018
.833, Kevin McCanna (5 wins, 1 loss), 2017
.800, Junior Garcia (4 wins, 1 loss), 2016
.800, Kai-Wei Lin (4 wins, 1 loss), 2018
.800, Michel Gelabert (4 wins, 1 loss), 2019
- **Highest winning pct, season (long season) (min. 5 dec.):**
.800, Ryne Nelson (4 wins, 1 loss), 2021
.667, Slade Cecconi (4 wins, 2 losses), 2021
.556, Brandon Pfaadt (5 wins, 4 losses), 2021
.500, Kenny Hernandez (3 wins, 3 losses), 2021
.444, Justin Vernia (4 wins, 5 losses), 2021

TEAM RECORDS

- **Highest winning percentage, season (short season):**
.671 in 2018 (51 wins, 25 losses)
- **Highest winning percentage, season (long season):**
.464 in 2021 (52 wins, 60 losses)

EARNED RUN AVERAGE

INDIVIDUAL RECORDS

- **Lowest ERA, career (minimum 40 innings pitched):**
1.79, Trevor McKenna, 2018-19 (40.2 IP)
2.09, Deyni Olivero, 2019 (64.2 IP)
2.19, Luis Frias, 2018-19, '21 (86.1 IP)
2.28, Connor Grey, 2016-17 (55.2 IP)
2.30, Jared Miller, 2014-15, '19 (90.1 IP)
- **Lowest ERA, season (short season) (min. 20 IP):**
0.00, Taylor Clarke, 2015 (21.0 IP)
0.27, Kevin McCanna, 2017 (33.1 IP)
0.45, Daniel Gibson, 2013 (20.0 IP)
0.83, Brody Greer, 2015 (32.2 IP)
0.89, Matt Brill, 2017 (20.1 IP)
- **Lowest ERA, season (long season) (min. 30 IP):**
2.48, Brandon Pfaadt, 2021 (58.0 IP)

2.52, Ryne Nelson, 2021 (39.1 IP)
3.45, Wesley Rodriguez, 2021 (44.1 IP)
3.62, Bryce Jarvis, 2021 (37.1 IP)
3.92, Kenny Hernandez, 2021 (41.1 IP)

TEAM RECORDS

- **Lowest earned run average, season (short season):**
2.87 in 2019
- **Lowest earned run average, season (long season):**
4.34 in 2021

WALKS+HITS PER INN. PITCHED

INDIVIDUAL RECORDS

- **Lowest WHIP, career (minimum 40 IP):**
0.83, Connor Grey, 2016-17 (55.2 IP)
0.91, Brandon Pfaadt, 2021 (58.0 IP)
0.98, Justin Garcia, 2018-19 (51.2 IP)
1.00, Jared Miller, 2014-15, '19 (90.1 IP)
1.03, Ryne Nelson, 2019, '21 (58.0 IP)
- **Lowest WHIP, season (short season) (min. 20 IP):**
0.57, Taylor Clarke, 2015 (21.0 IP)
0.66, Kevin McCanna, 2017 (33.1 IP)
0.80, Tyler Holton, 2019 (32.1 IP)
0.81, Markus Solbach, 2014 (21.0 IP)
0.85, Johnny Shuttlesworth, 2013 (22.1 IP)
- **Lowest WHIP, season (long season) (min. 30 IP):**
0.89, Ryne Nelson, 2021 (39.1 IP)
0.91, Brandon Pfaadt, 2021 (58.0 IP)
1.14, Kenny Hernandez, 2021 (41.1 IP)
1.15, Bryce Jarvis, 2021 (37.1 IP)
1.21, Drey Jameson, 2021 (64.1 IP)

TEAM RECORDS

- **Lowest WHIP, season (short season):**
1.15 in 2018
- **Lowest WHIP, season (long season):**
1.34 in 2021

BATTING AVERAGE AGAINST

TEAM RECORDS

- **Lowest batting average against, season (short season):**
.205 in 2019 (also a Northwest League record)
.225 in 2015
.230 in 2018
- **Lowest batting average against, season (long season):**
.246 in 2021

INNINGS PITCHED

INDIVIDUAL RECORDS

- **Most innings pitched, career:**
 - 131.2, Austin Platt, 2013-14
 - 131.0, Ben Eckels, 2013-14
 - 114.1, Tyler Mark, 2015-16
 - 109.1, Kenny Hernandez, 2018, '21
 - 93.2, Ross Gerdeman, 2013
- **Most innings pitched, season (short season):**
 - 93.2, Ross Gerdeman, 2013
 - 85.1, Carlos Hernandez, 2015
 - 83.2, Ben Eckels, 2013
 - 83.1, Tyler Bolton, 2015
 - 79.0, Austin Platt, 2013
- **Most innings pitched, season (long season):**
 - 67.2, Justin Vernia, 2021
 - 64.1, Drey Jameson, 2021
 - 59.0, Slade Cecconi, 2021
 - 58.0, Brandon Pfaadt, 2021
 - 52.1, Blake Walston, 2021
- **Most innings pitched, starting pitcher, game:**
 - 9.0, Ross Gerdeman, at Eugene, 8/22/13
 - 9.0, Kyle Schepel, at Boise, 8/31/13 (no-hitter)
 - 9.0, Jared Miller, home vs. Spokane, 7/10/15
 - 9.0, Brandon Pfaadt, home vs. Vancouver, 7/14/21
 - 8.1, Ben Eckels, at Spokane, 8/19/13
 - 8.0, Ryan Doran, at Spokane, 8/18/13
 - 8.0, Jared Miller, at Vancouver, 6/29/15
 - 8.0, Tyler Bolton, home vs. Vancouver, 8/12/15
 - 8.0, Brett Shankin, home vs. Vancouver, 8/13/15
 - 8.0, Blake Walston, at Eugene, 7/20/21
- **Opponent:**
 - 9.0, Julio Benitez, at Salem-Keizer, 8/20/17
 - 8.0, Lars Huijjer, Everett at Hillsboro, 7/30/13
 - 8.0, Ethan Miller, Salem-Keizer at Hillsboro, 8/10/14
- **Fewest innings pitched, starting pitcher, game:**
 - 0.0, Connor Grammes, at Salem-Keizer, 8/10/19
 - 0.1, Cody Reed, home vs. Boise, 8/20/15
 - 0.1, Drey Jameson, Everett at Hillsboro, 7/31/19
 - 0.1, Blake Walston, home vs. Tri-City, 9/8/19 (G2 NWLCS)
 - 0.1, Josh McMinn, home vs. Tri-City, 7/30/21 Game 2
 - 0.2, Austin Platt, at Eugene, 8/17/14 (game went 17 innings)
 - 0.2, Tyler Bolton, home vs. Tri-City, 8/27/15
 - 0.2, Wei-Chieh Huang, at Everett, 8/5/16
- **Opponent:**
 - 0.0, Hector Yan, Tri-City at Hillsboro, 7/28/21
 - 0.1, Andrew Leenhouts, Salem-Keizer at Hillsboro, 6/18/14
 - 0.1, Carlos A. Hernandez, at Everett, 6/16/18
 - 0.1, Ramon Perez, Tri-City at Hillsboro, 7/14/18
 - 0.1, Ben Anderson, Spokane at Hillsboro, 7/4/19
 - 0.2, Andrew Leenhouts, at Salem-Keizer, 8/10/15
 - 0.2, Cody Mobley, at Everett, 6/17/17
 - 0.2, Yuniar Perez, Eugene at Hillsboro, 6/28/19
 - 0.2, Eduarniel Nunez, Eugene at Hillsboro, 7/22/19
 - 0.2, Brent Killam, Tri-City at Hillsboro, 6/9/21
 - 0.2, Peter Lambert, at Spokane, 8/22/21 Game 1
- **Most innings pitched, relief pitcher, game:**
 - 7.0, Austin Platt, home vs. Vancouver, 7/7/13 (2 ER)
 - 7.0, Michel Gelabert, at Boise, 7/11/19 (0 ER)
 - 6.1, Anfernee Benitez, at Everett, 8/5/16 (0 ER)

6.1, Bryan Valdez, home vs. Spokane, 6/29/18 (1 ER)
6.0, 8 times

Opponent:

7.0, Chris McMahon, at Spokane, 8/18/21
6.0, Nick Avila, Eugene at Hillsboro, 6/29/21
6.0, Connor Nurse, Eugene at Hillsboro, 9/4/21

TEAM RECORDS

- **Most innings pitched, season (short season):**
 - 686.2 in 2014
- **Most innings pitched, season (long season):**
 - 969 in 2021
- **Most innings pitched, game:**
 - 19.0, home vs. Vancouver, 7/7/13 (5-4 win)
 - 17.0, at Eugene, 8/17/14 (9-7 win)
 - 14.0, home vs. Spokane, 8/20/14 (2-1 win)
 - 14.0, home vs. Vancouver, 8/15/15 (10-9 win)
 - 13.0, home vs. Spokane, 7/21/13 (6-5 win)
 - 13.0, home vs. Salem-Keizer, 9/9/15 (6-5 win, G3 So. Div. Ser)
 - 13.0, home vs. Salem-Keizer, 6/21/17 (5-3 loss)
 - 12.0, home vs. Everett, 7/20/15 (4-3 win)
 - 12.0, home vs. Salem-Keizer, 6/20/17 (7-6 win)

COMPLETE GAMES

INDIVIDUAL RECORDS

- **Most complete games, career and season:**
 - 1, Austin Platt, 2013
 - 1, Ross Gerdeman 2013
 - 1, Kyle Schepel 2013
 - 1, Jared Miller 2015
 - 1, Brandon Pfaadt, 2021
 - 1, Drey Jameson, 2021

TEAM RECORDS

- **Most complete games, season (short season):**
 - 3 in 2013
 - 1 in 2015
- **Most complete games, season (long season):**
 - 2 in 2021

SHUTOUTS

INDIVIDUAL RECORDS

- **Most complete-game shutouts, career and season:**
 - 1, Ross Gerdeman 2013
 - 1, Kyle Schepel 2013
 - 1, Brandon Pfaadt, 2021

TEAM RECORDS

- **Most complete-game shutouts, season (short season):**
 - 2 in 2013
- **Most complete-game shutouts, season (long season):**
 - 1 in 2021
- **Most shutouts, season (short season):**
 - 11, 2015 (Northwest League record)
 - 11, 2019 (Northwest League record)
- **Most shutouts, season (long season):**
 - 4, 2021
- **Largest win by shutout:**
 - 15-0, home vs. Spokane, 7/21/17
 - 12-0, home vs. Eugene, 6/17/13 (1st home game ever)
 - 12-0, at Boise, 9/3/15
 - 11-0, home vs. Tri-City, 7/11/18
 - 11-0, home vs. Boise, 7/7/19
 - 10-0, at Boise, 6/26/14
 - 10-0, home vs. Salem-Keizer, 7/28/15
 - 9-0, home vs. Everett, 7/27/13
 - 9-0, home vs. Spokane, 7/11/15
- **Largest loss by shutout:**
 - 9-0, at Tri-City, 7/31/15
 - 9-0, home vs. Tri-City, 7/5/16
 - 9-0, home vs. Spokane, 7/5/19
 - 8-0, at Spokane, 8/30/16

NO-HITTERS

- **Complete-game no-hitters:**
 - 1, Kyle Schepel, at Boise, 8/31/13 (first complete-game no-hitter longer than 5 innings in the Northwest League in 20 years, since Glenn Dishman in 1993)
- **Opponent:**
 - none
- **Combined no-hitters:**
 - None (The Hops did throw nine innings of no-hit baseball vs. Boise on 8/13/14, but didn't score a run and the game went to extra innings tied 0-0. With one out in the top of the 10th, Boise's David Bote had a double for the Hawks' only hit of the game; Hillsboro won the game 1-0 in the bottom of the 10th as Taylor Ratliff drew a bases-loaded walk)
- **Opponent:**
 - none

HITS ALLOWED

INDIVIDUAL RECORDS

- **Most hits allowed, career:**
 - 130, Austin Platt, 2013-14
 - 122, Tyler Mark, 2015-16
 - 110, Kenny Hernandez, 2018, '21
 - 104, Justin Vernia, 2021
 - 103, Ben Eckels, 2013-14
- **Most hits allowed, season (short season):**
 - 94, Tyler Bolton, 2015
 - 88, Ross Gerdeman, 2013
 - 81, Scott Schultz, 2014
 - 81, Kenny Hernandez, 2018
 - 79, Tyler Mark, 2016
- **Most hits allowed, season (long season):**
 - 104, Justin Vernia, 2021
 - 60, Drey Jameson, 2021
 - 53, Slade Ceconi, 2021
 - 52, Blake Walston, 2021
 - 46, Wesley Rodriguez, 2021
- **Most hits allowed, game:**
 - 12, Scott Schultz, home vs. Eugene, 8/9/14
 - 11, Ryan Doran, at Boise, 7/10/14
 - 11, Nick Baker, at Spokane, 8/1/14
 - 11, Tyler Bolton, home vs. Boise, 8/22/15
 - 10, 15 times
- **Opponent:**
 - 12, Ryne Slack, at Spokane, 7/17/13
 - 12, Jose Rosario, at Boise, 9/1/13
 - 11, Angel Mejia, at Tri-City, 7/25/16
 - 11, Melvin Adon, Salem-Keizer at Hillsboro, 7/30/16
 - 10, 11 times

TEAM RECORDS

- **Most hits allowed, season (short season):**
 - 655 in 2014
- **Most hits allowed, season (long season):**
 - 902 in 2021
- **Fewest hits allowed, season (short season):**
 - 498 in 2019
- **Fewest hits allowed, season (long season):**
 - 902 in 2021
- **Most hits allowed, game:**
 - 22, home vs. Vancouver, 7/6/13 (16-4 loss)
 - 20, home vs. Boise, 7/29/14 (11-2 loss)
 - 20, at Everett, 6/1/21 (16-2 loss)
 - 18, at Salem-Keizer, 7/4/18 (15-1 loss)
 - 18, home vs. Vancouver, 5/18/21 (13-4 loss)
 - 17, 2 times (both in 2021)
 - 16, 4 times, including at Vancouver, 8/2/13 (9-8, 10-inning win, most hits allowed in a win)
- **Fewest hits allowed, game:**
 - 0, at Boise, 8/31/13 (Kyle Schepel 9-inn CG no-hitter)
 - 1, Boise at Hillsboro, 8/13/14 (2-1, 10-inning win)
 - 1, Vancouver at Hillsboro, 8/5/17 (6-0 win)
 - 1, S-K at Hillsboro, 9/4/19 (2-1 win G1 of North Div. Series)

2, 15 times (for full list see "Fewest Hits, Opponent" in Batting Records section)

RUNS ALLOWED

INDIVIDUAL RECORDS

- **Most runs allowed, career:**
 - 88, Austin Platt, 2013-14
 - 64, Tyler Mark, 2015-16
 - 63, Jeferson Mejia, 2015-17
 - 59, Justin Vernia, 2021
 - 57, Kenny Hernandez, 2018, '21
- **Most runs allowed, season (short season):**
 - 48, Austin Platt, 2014
 - 45, Tyler Bolton, 2015
 - 44, Tyler Keele, 2017
 - 41, Scott Schultz, 2014
 - 41, Tyler Mark, 2016
- **Most runs allowed, season (long season):**
 - 59, Justin Vernia, 2021
 - 33, Blake Walston, 2021
 - 31, Drey Jameson, 2021
 - 28, Slade Cecconi, 2021
 - 26, Kai-Wei Lin, 2021
- **Most runs allowed, game:**
 - 11, Austin Platt, at Salem-Keizer, 8/12/14 (starter) (8 ER)
 - 9, Luis Madero, at Eugene, 7/30/17 (starter) (9 ER)
 - 9, Hunter Haworth, at Everett, 6/1/21 (reliever) (5 ER)
 - 8, Austin Platt, at Eugene, 7/21/14 (starter) (5 ER)
 - 8, Taylor Wright, home vs. Tri-City, 7/5/16 (starter) (8 ER)
 - 8, Mitch Aker, home vs. Everett, 7/3/17 (starter) (3 ER)
 - 8, Riley Smith, home vs. Spokane, 7/22/17 (starter) (8 ER)
 - 8, Slade Cecconi, at Everett, 6/4/21 (starter) (7 ER)
 - 8, Drey Jameson, at Eugene, 6/19/21 (starter) (8 ER)
- Opponent:**
 - 9, Jonathan Vargas, Tri-City at Hillsboro, 8/9/13 (starter) (8 ER)
 - 9, Alex Nolan, Vancouver at Hillsboro, 8/28/21 (starter) (9 ER)
 - 8, Thyago Vieira, Everett at Hillsboro, 7/27/13 (starter) (8 ER)
 - 8, Jose Rosario, at Boise, 9/1/13 (starter) (8 ER)
 - 8, Nick Gonzalez, at Salem-Keizer, 8/12/14 (starter) (7 ER)
 - 8, Jose Marte, at Salem-Keizer, 8/22/17 (starter) (2 ER)
 - 8, Billy Layne, at Spokane, 8/23/19 (reliever) (7 ER)
 - 8, C.J. Van Eyk, Vancouver at Hillsboro, 7/16/21 (7 ER)
- **Most runs allowed, game, reliever:**
 - 7, Austin Platt, at Tri-City, 7/13/13 (3 ER)
 - 7, Chase Stevens, home vs. Spokane, 7/22/13 (7 ER)
 - 7, Jose Martinez, at Salem-Keizer 6/18/16 (2 ER)
 - 7, Dallas Newton, at Spokane, 8/29/16 (7 ER)
 - 7, Wilfry Cruz, at Salem-Keizer, 8/9/19 (7 ER)
 - 7, Kai-Wei Lin, home vs. Everett, 5/6/21 (7 ER)
- Opponent:**
 - 8, Billy Layne, at Spokane, 8/23/19 (7 ER)
 - 7, Braxton Lorenzini, Tri-City at Hillsboro, 7/6/16 (7 ER)
 - 7, Alex DuBord, at Salem-Keizer, 8/19/18 (6 ER)

TEAM RECORDS

- **Most runs allowed, season (short season):**
 - 342 in 2016

- **Most runs allowed, season (long season):**
 - 550 in 2021
- **Fewest runs allowed, season (short season):**
 - 245 in 2019
- **Fewest runs allowed, season (long season):**
 - 550 in 2021
- **Most runs allowed, game:**
 - 16, home vs. Vancouver, 7/6/13 (16-4 loss)
 - 16, at Tri-City, 7/13/13 (15-2 loss)
 - 16, at Everett, 6/1/21 (16-2 loss)
 - 15, at Salem-Keizer, 7/4/18 (15-1 loss)
 - 14, at Salem-Keizer, 8/12/14 (14-11 loss)
 - 14, home vs. Everett, 7/19/15 (14-6 loss)
 - 14, at Salem-Keizer, 6/18/16 (14-3 loss)
 - 13, at Eugene, 7/22/14 (13-7 loss)
 - 13, home vs. Spokane, 7/24/17 (13-1 loss)
 - 13, at Everett, 6/4/21 (13-2 loss)
 - 13, home vs. Vancouver, 5/18/21 (13-4 loss)

EARNED RUNS ALLOWED

INDIVIDUAL RECORDS

- **Most earned runs allowed, career:**
 - 61, Austin Platt, 2013-14
 - 55, Tyler Mark, 2015-16
 - 52, Justin Vernia, 2021
 - 51, Jeferson Mejia, 2015-17
 - 51, Kenny Hernandez, 2018, '21
- **Most earned runs allowed, season (short season):**
 - 38, Austin Platt, 2014
 - 37, Ross Gerdeman, 2013
 - 36, Tyler Bolton, 2015
 - 36, Tyler Keele, 2017
 - 35, Scott Schultz, 2014
- **Most earned runs allowed, season (long season):**
 - 52, Justin Vernia, 2021
 - 28, Drey Jameson, 2021
 - 27, Slade Cecconi, 2021
 - 24, Blake Walston, 2021
 - 23, Kai-Wei Lin, 2021
 - 23, Josh McMinn, 2021
- **Most earned runs allowed, game:**
 - 9, Luis Madero, at Eugene, 7/30/17 (starter)
 - 8, Austin Platt at Salem-Keizer, 8/12/14 (starter)
 - 8, Taylor Wright, home vs. Tri-City, 7/5/16 (starter)
 - 8, Riley Smith, home vs. Spokane, 7/22/17 (starter)
 - 8, Drey Jameson, at Eugene, 6/19/21 (starter)
- Opponent:**
 - 9, Alex Nolan, Vancouver at Hillsboro, 8/28/21 (starter)
 - 8, Thyago Vieira, Everett at Hillsboro, 7/27/13 (starter)
 - 8, Jonathan Vargas, Tri-City at Hillsboro, 8/9/13 (starter)
 - 8, Jose Rosario at Boise, 9/1/13 (starter)

● **Most earned runs allowed, game, reliever:**

- 7, Chase Stevens, home vs. Spokane, 7/22/13
- 7, Dallas Newton, at Spokane, 8/29/16
- 7, Wilfry Cruz, at Salem-Keizer, 8/9/19

Opponent:

- 7, Braxton Lorenzini, Tri-City at Hillsboro, 7/6/16
- 7, Billy Layne, at Spokane, 8/23/19

● **Most ER allowed, game, without recording an out:**

- 5, John Pedrotty, at Boise, 6/27/14
- 5, Ethan Elias, home vs. Boise, 8/28/16
- 4, Ariel Hernandez, home vs. Everett, 7/19/15
- 4, Nick Snyder, at Eugene, 6/17/21
- 3, Troy Marks, home vs. Spokane, 7/12/15
- 3, Rafael Pujols, home vs. Everett, 6/30/17

Opponent:

- 6, Cesar Yanez, Salem-Keizer at Hillsboro, 6/22/17
- 4, Richard White, at Everett, 6/22/13 Game 2
- 4, Sam Thoele, Boise at Hillsboro, 8/24/17
- 4, Hector Yan, Tri-City at Hillsboro, 7/28/21
- 3, Jarret Leverett, Salem-Keizer at Hillsboro, 7/28/15
- 3, Brad Schreiber, at Boise, 8/31/18
- 3, Sidney Duprey, Salem-Keizer at Hillsboro, 9/2/18

WALKS ALLOWED

INDIVIDUAL RECORDS

● **Most walks allowed, career:**

- 67, Austin Platt, 2013-14
- 60, Jeferson Mejia, 2015-17
- 54, Ben Eckels, 2013-14
- 45, Jose Martinez, 2013, '15-17
- 43, Nick Snyder, 2019, '21

● **Most walks allowed, season (short season):**

- 40, Ben Eckels 2013
- 40, Austin Platt 2013
- 31, Anfernee Benitez, 2016
- 31, Jeferson Mejia, 2015
- 27, three players

● **Most walks allowed, season (long season):**

- 34, Nick Snyder, 2021
- 24, Kyler Stout, 2021
- 22, Wesley Rodriguez, 2021
- 20, Slade Cecconi, 2021
- 20, Bobby Ay, 2021

● **Most walks allowed, game:**

- 7, Kyle Schepel, home vs. Boise, 8/25/13 (starter)
- 5, 15 times (13 of the 15 by starters; the only relievers with five walks in a game are Ariel Hernandez, at Tri-City, 7/30/15; and Nick Snyder, home vs. Vancouver, 5/20/21)

Opponent:

- 8, Rigoberto Garcia, at Everett, 6/13/14 (starter)
 - 6, Bryan Hudson, at Eugene, 7/19/16 (starter)
 - 6, Denis Diaz, Vancouver at Hillsboro, 8/12/16 (starter)
 - 6, C.D. Pelham, at Spokane, 8/31/16 (starter)
 - 6, Robinson Pina, at Tri-City, 5/26/21 (starter)
 - 6, Seth Corry, Eugene at Hillsboro, 6/30/21 (starter)
- (NOTE: The most walks by a reliever against the Hops is five, and it's happened twice—Enrique de los Rios at Eugene on 7/19/16, and Ramon Perez at Tri-City on 6/18/19.)

TEAM RECORDS

● **Most walks allowed, season (short season):**

305 in 2013

● **Most walks allowed, season (long season):**

396 in 2021

● **Fewest walks allowed, season (short season):**

205 in 2018

● **Fewest walks allowed, season (long season):**

396 in 2021

● **Most walks allowed, game:**

- 11, at Everett, 8/12/19
- 11, home vs. Vancouver, 5/20/21
- 11, home vs. Eugene, 9/3/21
- 10, home vs. Spokane, 7/22/13
- 10, home vs Boise, 8/25/13
- 10, at Vancouver, 6/30/15
- 10, home vs. Everett, 7/13/16
- 10, at Tri-City, 9/10/19 (Gm 4 of NWL Championship Series)

Opponent:

- 17, at Eugene, 7/19/16
- 11, Salem-Keizer at Hillsboro, 6/20/17 (Hops home opener)
- 11, at Spokane, 8/26/19
- 11, at Tri-City, 7/7/21
- 10, at Everett, 6/13/14 (Opening Night)
- 10, Spokane at Hillsboro, 8/24/14
- 10, at Everett, 6/17/17
- 10, Spokane at Hillsboro, 7/21/17
- 10, at Tri-City, 8/10/18
- 10, at Tri-City, 6/17/19
- 10, at Tri-City, 7/21/21

● **Most walks allowed, game, both teams combined:**

- 19, Boise (9) at Hillsboro (10), 8/25/13
- 18, Hillsboro (1) at Eugene (17), 7/19/16
- 17, Vancouver (9) at Hillsboro (8), 8/15/15
- 17, Hillsboro (7) at Everett (10), 6/17/17
- 16, Hillsboro (5) at Tri-City (11), 7/7/21
- 15, Hillsboro (9) at Everett (6), 6/24/13
- 15, Everett (5) at Hillsboro (10), 7/13/16
- 15, Vancouver (8) at Hillsboro (7), 5/18/21

● **Fewest walks allowed, game, both teams combined:**

- 0, Hillsboro at Vancouver, 7/24/14 Game 2 (7 innings)
- 0, Eugene at Hillsboro, 6/20/16
- 0, Hillsboro at Everett, 6/15/18 (Opening Night)
- 0, Boise at Hillsboro, 8/16/19
- 0, Hillsboro at Eugene, 5/14/21
- 1, nine times

STRIKEOUTS

INDIVIDUAL RECORDS

● **Most strikeouts, career:**

- 117, Ben Eckels, 2013-14
- 114, Luis Frias, 2018-19, '21
- 108, Kenny Hernandez, 2018, '21
- 101, Carlos Hernandez, 2015, '17-18
- 99, Tyler Mark, 2015-16

- **Most strikeouts, season (short season):**
 - 93, Carlos Hernandez, 2014
 - 75, Tyler Mark, 2016
 - 72, Cody Reed, 2015
 - 72, Tyler Keele, 2017
 - 72, Luis Frias, 2019
- **Most strikeouts, season (long season):**
 - 77, Drey Jameson, 2021
 - 67, Brandon Pfaadt, 2021
 - 63, Slade Cecconi, 2021
 - 59, Ryne Nelson, 2021
 - 57, Blake Walston, 2021
- **Most strikeouts, game:** (10 or more has happened 22 times)
 - 12, Anderson Placido, at Everett, 6/15/14
 - 12, Carlos Hernandez, home vs. S-K, 9/8/15 (G2 So. Div. Ser.)
 - 11, Ben Eckels, home vs. Tri-City, 7/14/14
 - 11, Jared Miller, at Eugene, 7/16/15
 - 11, Alex Gouin, at Eugene, 7/10/16
 - 11, Tyler Holton, at Eugene, 8/21/19
 - 11, Bryce Jarvis, at Everett, 6/3/21
 - 11, Blake Walston, at Eugene, 7/20/21
 - 11, Brandon Pfaadt, at Eugene, 7/21/21
 - 11, Drey Jameson, at Eugene, 7/24/21
 - 11, Brandon Pfaadt, at Vancouver, 8/7/21
 - 10, Scott Schultz, at T-C, 8/25/14 (only reliever with 10+ Ks)
 - 10, Carlos Hernandez, home vs. Eugene, 7/2/15
 - 10, Cody Reed, at Everett, 7/6/15
 - 10, Carlos Hernandez, home vs. Everett, 7/18/15
 - 10, Tyler Mark, home vs. Salem-Keizer, 6/28/16
 - 10, Tyler Vail, home vs. Vancouver, 8/4/17
 - 10, Tyler Holton, at Spokane, 8/26/19
 - 10, Tyler Holton, home vs. S-K, 9/4/19 (Gm 1 So. Div. Series)
 - 10, Matt Tabor, home vs. Everett, 5/8/21
 - 10, Ryne Nelson, at Everett, 6/2/21
 - 10, Slade Cecconi, at Eugene, 7/22/21

Opponent:

- 12, Brandon Williamson, at Everett, 6/6/21
- 11, Davis Daniel, at Tri-City, 5/28/21
- 11, Robinson Pina, Tri-City at Hillsboro, 7/27/21
- 10, Jesus Castillo, at Eugene, 7/9/16
- 10, Reggie McClain, Everett at Hillsboro, 7/17/16
- 10, Dylan Cease, Eugene at Hillsboro, 9/5/16
- 10, Ricky Vanasco, Spokane at Hillsboro, 7/5/19
- 10, Levi Stoudt, at Everett, 6/2/21
- 10, Kai-Wei Teng, at Eugene, 6/16/21

(NOTE: an opposing pitcher has struck out 10 or more Hops on nine occasions; five of those nine happened in 2021.)

- **Most strikeouts, game, reliever:**
 - 10, Scott Schultz, at Tri-City, 8/25/14
 - 9, Ariel Hernandez, home vs. Boise, 8/20/15
 - 9, Wei-Chieh Huang, home vs. Spokane, 8/21/16
 - 9, Kevin McCanna, home vs. Vancouver, 8/5/17
 - 9, Kevin McCanna, home vs. Tri-City, 8/30/17
 - 8, Marcos Tineo, home vs. Eugene, 7/22/19
 - 8, Marcos Tineo, at Eugene, 8/20/19
 - 7, six times

Opponent:

- 8, Tim Elliott, Everett at Hillsboro, 5/4/21
- 8, Dylan King, at Tri-City, 5/29/21
- 8, Chris McMahon, at Spokane, 8/18/21
- 7, eight times

TEAM RECORDS

- **Most strikeouts, season (short season):**
 - 742 in 2019
- **Most strikeouts, season (long season):**
 - 1074 in 2021
- **Most strikeouts, game:**
 - 22, home vs. Vancouver, 8/15/15 (14 innings)
 - 21, home vs. Vancouver, 7/7/13 (19 innings)
 - 21, at Eugene, 8/17/14 (17 innings)
 - 20, home vs. Boise, 8/20/15
 - 19, at Eugene, 8/14/18
 - 17, at Everett, 6/15/14
 - 17, at Eugene, 8/21/19
 - 17, at Everett, 6/2/21

Opponent:

- 18, Everett at Hillsboro, 5/8/21
- 17, at Tri-City, 6/18/19 (10 innings)
- 17, at Eugene, 5/13/21
- 17, at Tri-City, 5/28/21
- 17, at Everett, 6/2/21

- **Most strikeouts, game, without issuing a walk:**
 - 19, at Eugene, 8/14/18
- **Most strikeouts, game, both teams combined:**
 - 36, Hillsboro at Eugene, 8/17/14 (17 innings)
 - 36, Vancouver at Hillsboro, 8/15/15 (14 innings)
 - 34, Hillsboro at Everett, 6/2/21
 - 33, Hillsboro at Tri-City, 6/18/19 (10 innings)
 - 32, Vancouver at Hillsboro, 7/7/13 (19 innings)
 - 32, Hillsboro at Eugene, 8/14/18
 - 32, Hillsboro at Tri-City, 5/25/21
 - 31, Everett at Hillsboro, 5/8/21
 - 30, Boise at Hillsboro, 8/20/15
- **Fewest strikeouts, game, both teams combined:**
 - 6, Hillsboro at Salem-Keizer, 7/4/14
 - 6, Hillsboro at Vancouver, 7/24/14 Game1 (7 innings)
 - 6, Boise at Hillsboro, 7/27/14 (10 innings)
 - 6, Hillsboro at Tri-City, 8/27/14
 - 6, Salem-Keizer at Hillsboro, 7/14/19

HOME RUNS ALLOWED

INDIVIDUAL RECORDS

- **Most home runs allowed, career:**
 - 17, Kenny Hernandez, 2018, '21
 - 12, Tyler Mark, 2015-16
 - 12, Blake Walston, 2019, '21
 - 10, Austin Platt, 2013-14
 - 10, Drey Jameson, 2019, '21
- **Most home runs allowed, season (short season):**
 - 11, Kenny Hernandez, 2018
 - 8, Tyler Mark, 2016
 - 8, Mitch Aker, 2017
 - 7, Tyler Keele, 2017
 - 5, six players

- **Most home runs allowed, season (long season):**

12, Blake Walston, 2021
 9, Drey Jameson, 2021
 8, Justin Vernia, 2021
 6, Kenny Hernandez, 2021
 5, six players

- **Most home runs allowed, game:**

4, Kenny Hernandez, home vs. Salem-Keizer, 9/2/18
 (no-decision in a 9-7 Hops win)
 4, Conor Grammes, at Everett, 6/1/21
 3, Austin Platt, at Salem-Keizer, 8/12/14
 3, Mitch Aker, home vs. Everett, 7/3/17
 3, Wilfry Cruz, at Salem-Keizer, 8/9/19
 3, Kenny Hernandez, home vs. Spokane, 6/27/21
 3, Blake Walston, home vs. Eugene, 6/30/21

Opponent:

4, Andrew Barnett, at Spokane, 8/2/14
 4, Alex Nolan, Vancouver at Hillsboro, 8/28/21
 3, Austin Moore, Boise at Hillsboro, 8/28/16
 3, Ryne Inman, at Everett, 6/15/17
 3, Alex DuBord, at Salem-Keizer, 8/19/18
 3, Aaron Phillips, Eugene at Hillsboro, 8/11/21

TEAM RECORDS

- **Most home runs allowed, season (short season):**

52 in 2018

- **Most home runs allowed, season (long season):**

111 in 2021

- **Fewest home runs allowed, season (short season):**

27 in 2013

- **Fewest home runs allowed, season (long season):**

111 in 2021

- **Most home runs allowed, game:**

6, at Everett, 6/1/21 (in 16-2 Everett win)
 5, home vs. Salem-Keizer, 9/2/18 (in 9-7 Hops win)
 4, at Salem-Keizer, 7/4/18 (in 15-1 S-K win)
 4, at Salem-Keizer, 8/19/18 (in 9-8 Hops win)
 4, at Eugene, 6/20/21 (in 7-5 Eugene win)
 4, home vs. Spokane, 6/27/21 (in 7-5 Spokane win)
 4, home vs. Eugene, 8/12/21 (in 11-6 Eugene win in 10 inn)

HIT BATTERS

INDIVIDUAL RECORDS

- **Most batters hit by pitch, career:**

19, Ben Eckels, 2013-14
 14, Jose Martinez, 2013, '15-17
 11, Austin Platt, 2013-14
 9, Jeferson Mejia, 2015-17
 8, Tyler Keele, 2017
 8, Wesley Rodriguez, 2016, '18, '21

- **Most batters hit by pitch, season (short season):**

15, Ben Eckels, 2013
 8, Jose Martinez, 2013
 8, Tyler Keele, 2017
 7, Tyler Bolton, 2015
 7, Riley Smith, 2017

- **Most batters hit by pitch, season (long season):**

5, Slade Cecconi, 2021
 4, Drey Jameson, 2021
 3, 6 players

- **Most batters hit by pitch, game:**

3, Ben Eckels, at Salem-Keizer, 6/14/13
 (first game in franchise history)
 3, Blake Forslund at Tri-City, 7/13/13

Opponent:

3, Konner Wade, Tri-City at Hillsboro, 8/12/13
 3, Ivan Fortunato, at Everett, 6/19/18
 3, Seth Corry, at Eugene, 6/18/21

TEAM RECORDS

- **Most batters hit by pitch, season (short season):**

63 in 2017

- **Most batters hit by pitch, season (long season):**

46 in 2021

- **Most batters hit by pitch, game:**

4, at Tri-City, 7/13/13
 4, home vs. Everett, 7/19/15
 4, at Spokane, 7/9/17
 4, home vs. Spokane, 7/22/17
 4, home vs. Salem-Keizer, 9/1/18)

Opponent:

5, Spokane at Hillsboro, 8/23/16
 4, at Boise, 9/3/15
 4, Boise at Hillsboro, 8/28/16
 4, at Everett, 6/15/17 (Opening Night)

- **Most batters hit by pitch, game, both teams combined:**

6, Tri-City (3) at Hillsboro (3), 8/12/13
 6, Spokane (5) at Hillsboro (1), 8/23/16

WILD PITCHES

INDIVIDUAL RECORDS

- **Most wild pitches, career:**

21, Jeferson Mejia, 2015-17
 17, Tyler Mark, 2015-16
 17, Marcos Tineo, 2019, '21
 16, Austin Platt, 2013-14
 16, Anfernee Benitez, 2016-17

- **Most wild pitches, season (short season):**

15, Anfernee Benitez, 2016
 11, Ariel Hernandez, 2015
 11, Tyler Mark, 2016
 11, Ariel Hernandez, 2016
 10, three players

- **Most wild pitches, season (long season):**

7, Kai-Wei Lin, 2021
 7, Marcos Tineo, 2021
 5, Brandon Pfaadt, 2021
 5, Kyler Stout, 2021
 4, five players

- **Most wild pitches, game:**
 - 4, Anfernee Benitez, home vs. Vancouver, 8/15/16
 - 4, Tyler Mark, at Salem-Keizer, 8/18/16
 - 4, Marcos Tineo, at Spokane, 8/19/21
 - 3, 11 times
- Opponent:**
 - 4, Matt Pope, at Salem-Keizer, 8/18/16
 - 3, 11 times

TEAM RECORDS

- **Most wild pitches, season (short season):**
 - 91 in 2016
- **Most wild pitches, season (long season):**
 - 84 in 2021
- **Most wild pitches, game:**
 - 5, at Salem-Keizer, 6/19/16
 - 5, home vs. Everett, 7/15/16
 - 5, home vs. Vancouver 8/15/16
 - 5, at Salem-Keizer, 8/18/16
 - 5, at Eugene, 7/29/17
- Opponent:**
 - 6, at Salem-Keizer, 8/18/16
 - 5, Tri-City at Hillsboro, 8/18/19
- **Most wild pitches, game, both teams combined**
 - 11, Hillsboro (5) at Salem-Keizer (6), 8/18/16
 - 8, Hillsboro (5) at Eugene (3), 7/29/17
 - 6, 10 times

BALKS

INDIVIDUAL RECORDS

- **Most balks, career:**
 - 3, Brody Greer, 2015
 - 2, nine players
- **Most balks, season (short season):**
 - 3, Brody Greer, 2015
 - 2, six players
- **Most balks, season (long season):**
 - 2, Blake Workman, 2021
 - 1, seven players
- **Most balks, game:**
 - 2, Brody Greer, home vs. Vancouver, 8/15/15
 - 2, Jhoan Duran, at Boise, 9/1/17
- Opponent:**
 - 3, Erick Julio, at Boise, 7/3/16
 - 2, Jesus Castillo, at Eugene, 7/9/16
 - 2, Erling Moreno, Eugene at Hillsboro, 9/3/16

TEAM RECORDS

- **Most balks, season (short season):**
 - 11 in 2019
- **Most balks, season (long season):**
 - 9 in 2021

- **Most balks, game:**
 - 2, home vs. Vancouver, 8/15/15
 - 2, at Tri-City, 7/21/16
 - 2, at Eugene, 7/29/17
 - 2, at Eugene, 6/14/19
 - 2, home vs. Eugene, 7/21/19
 - 2, home vs. Vancouver, 5/19/21

- Opponent:**
 - 3, at Boise, 7/3/16
 - 2, Vancouver at Hillsboro, 6/24/14
 - 2, at Everett, 7/7/15
 - 2, at Eugene, 7/9/16
 - 2, Eugene at Hillsboro, 9/3/16
 - 2, at Salem-Keizer, 7/6/18

- **Most balks, game, both teams combined:**
 - 3, Hillsboro (0) at Boise (3), 7/3/16

FIELDING RECORDS

ERRORS

INDIVIDUAL RECORDS

- **Most errors, career:**
 - 26, Sergio Alcantara, 2015-16
 - 20, Josh Anderson, 2015-16
 - 19, Jordan Parr, 2013-14
 - 18, Ryan Gebhardt, 2013
 - 18, Justin Gonzalez, 2014
 - 18, Blaze Alexander, 2021
- **Most errors, season (short season):**
 - 22, Sergio Alcantara, 2015
 - 18, Ryan Gebhardt, 2013
 - 18, Justin Gonzalez, 2014
 - 16, Jordan Parr, 2013
 - 14, Josh Anderson, 2016
- **Most errors, season (long season):**
 - 18, Blaze Alexander, 2021
 - 10, Axel Andueza, 2021
 - 9, Tristin English, 2021
 - 8, Cam Coursey, 2021
 - 5, four players
- **Most errors, game:**
 - 4, Jordan Parr, home vs. Vancouver, 7/4/13 (all four at 3B)
 - 4, Jake Mayers, at Salem-Keizer, 8/12/14 (all four at 3B)
- Opponent:**
 - 3, Blake Miller, Salem-Keizer at Hillsboro, 8/14/13 (all three at 1B)
 - 3, Franchy Cordero, at Eugene, 7/19/14 (all three at SS)
 - 3, Ti'Quan Forbes, at Spokane, 6/20/15 (all three at 3B)
 - 3, Ezequiel Tovar, at Boise, 7/26/19 (all three at 2B)

- **Most errors, game (pitcher):**

- 2, Karl Triana, at Salem-Keizer, 6/16/13
- 2, Austin Platt, home vs. Spokane, 7/18/13
- 2, Austin Platt, home vs. Tri-City, 8/11/13
- 2, Carlos Hernandez, at Tri-City, 8/2/15

Opponent:

- 2, Jonathan Vargas, Tri-City at Hillsboro, 8/9/13
- 2, Mike Bunal, at Boise, 7/25/17
- 2, Adrian Martinez, Tri-City at Hillsboro, 7/11/18
- 2, Jorge Benitez, Everett at Hillsboro, 7/31/19
- 2, Cristopher Molina, at Tri-City, 7/10/21

- **Most errors, game (catcher):**

- 2, Ryan January, at Tri-City, 6/17/19
- 2, Nick Dalesandro, home vs. Eugene, 7/3/21

Opponent:

- 2, Jose Trevino, Spokane at Hillsboro, 8/21/14
- 2, Miguel Gomez, Salem-Keizer at Hillsboro, 6/25/15
- 2, Hidekel Gonzalez, at Boise, 6/28/18
- 2, Blake Hunt, at Tri-City, 7/12/18
- 2, Daniel Cope, Spokane at Hillsboro, 6/26/21

- **Most errors, game (first baseman):**

- 2, Josh Anderson, home vs. Eugene, 7/1/15
- 2, Justin Chigbogu, at Tri-City, 7/24/16
- 2, Zack Shannon, home vs. Eug., 9/6/18 (Gm 2 So. Div. Ser.)
- 2, Andy Yerzy, at Salem-Keizer, 6/26/19
- 2, Andy Yerzy, at Spokane, 8/25/19

Opponent:

- 3, Blake Miller, Salem-Keizer at Hillsboro, 8/14/13

- **Most errors, game (second baseman):**

- 2, William Castillo, at Tri-City, 7/13/13
- 2, Galli Cribbs Jr., home vs. Salem-Keizer, 7/28/15
- 2, Manny Jefferson, at Salem-Keizer, 8/18/16

Opponent:

- 3, Ezequiel Tovar, at Boise, 7/26/19

- **Most errors, game (third baseman):**

- 4, Jordan Parr, home vs. Vancouver, 7/4/13
- 4, Jake Mayers at Salem-Keizer, 8/12/14

Opponent:

- 3, Ti'Quan Forbes, at Spokane, 6/20/15

- **Most errors, game (shortstop):**

- 3, Justin Gonzalez, at Salem-Keizer, 7/5/14
- 3, Sergio Alcantara, at Vancouver, 6/28/15
- 3, Sergio Alcantara, at Eugene, 7/15/15...
- 3, Sergio Alcantara, at Eugene, 8/30/15
- 3, Geraldo Perdomo, at Boise, 8/31/18)

Opponent:

- 3, Franchy Cordero, at Eugene, 7/19/14

- **Most errors, game (outfielder):**

- 2, Luis Veras, home vs. Boise, 8/7/15
- 2, Jesus Marriaga, at Vancouver, 7/1/19

Opponent:

- 2, Franmil Reyes, Eugene at Hillsboro, 6/19/13
- 2, D.J. McKnight, at Vancouver, 6/24/16
- 2, Trevor Boone, Boise at Hillsboro, 8/29/19

- **Most errors, game (left fielder):**

- 2, Luis Veras, home vs. Boise, 8/7/15
- 2, Jesus Marriaga, at Vancouver, 7/1/19

Opponent:

- 1, many times

- **Most errors, game (center fielder):**

- 2, Eduardo Diaz, home vs. Vancouver, 5/23/21

Opponent:

- 1, many times

- **Most errors, game (right fielder):**

- 1, many times

Opponent:

- 2, Franmil Reyes, Eugene at Hillsboro, 6/19/13
- 2, D.J. McKnight, at Vancouver, 6/24/16
- 2, Trevor Boone, Boise at Hillsboro, 8/29/19

TEAM RECORDS

- **Most errors, season (short season):**

- 103 in 2016

- **Most errors, season (long season):**

- 103 in 2021

- **Fewest errors, season (short season):**

- 58 in 2018

- **Fewest errors, season (long season):**

- 103 in 2021

- **Most errors, game:**

- 6, at Everett, 6/21/13 (seventh game in franchise history)
- 6, home vs. Vancouver, 7/4/13 (21st game in franchise hist.)
- 6, at Everett, 7/5/15
- 6, home vs. Tri-City, 7/7/16
- 6, at Spokane, 8/22/21 Game 2 (made 9E in doubleheader)
- 5, at Salem-Keizer 6/15/13 (second game in franchise history)
- 5, at Tri-City, 7/13/13 (29th game in franchise history)
- 5, home vs. Everett, 6/30/14
- 5, home vs. Boise, 7/29/14
- 5, at Salem-Keizer, 8/12/14
- 5, at Vancouver, 6/28/15
- 5, at Eugene, 8/30/15
- 5, at Eugene, 7/18/16
- 5, home vs. Boise, 6/23/17
- 5, at Vancouver, 7/1/19
- 5, home vs. Tri-City, 9/8/18 (Game 2 NWL Champ. Series)

Opponent:

- 6, at Vancouver, 7/22/14
- 5, at Spokane, 6/20/15
- 5, Everett at Hillsboro, 6/29/17
- 5, at Boise, 7/25/17
- 5, Eugene at Hillsboro, 8/12/21

DOUBLE PLAYS

INDIVIDUAL RECORDS

- **Most double plays, career:**

- 66, Andy Yerzy, 2018-19, '21
- 46, Blaze Alexander, 2021
- 43, George Roberts, 2013-14
- 43, Sergio Alcantara, 2015-16
- 42, Cam Coursey, 2021

- **Most double plays, season (short season):**

- 45, Andy Yerzy, 2019
- 40, Ryan Gebhardt, 2014
- 36, Francis Martinez, 2018
- 34, George Roberts, 2013
- 33, Trevor Mitsui, 2015

- **Most double plays, season (long season):**
46, Blaze Alexander, 2021
42, Cam Coursey, 2021
36, Spencer Brickhouse, 2021
31, Axel Andueza, 2021
14, Roman Ruiz, 2021
- **Most double plays, game:**
4, Spencer Brickhouse, home vs. Everett, 5/6/21
4, Roman Ruiz, at Tri-City, 7/10/21

TEAM RECORDS

- **Most double plays, season (short season):**
74 in 2013
- **Most double plays, season (long season):**
95 in 2021
- **Most double plays, game:**
4, home vs. Salem-Keizer, 7/25/19
4, home vs. Everett, 5/6/21
4, at Tri-City, 7/10/21
- Opponent:**
4, Vancouver at Hillsboro, 6/22/14
4, Vancouver at Hillsboro, 6/23/19
4, Eugene at Hillsboro, 6/29/21

TRIPLE PLAYS

TEAM RECORDS

- **Hops triple plays:**
None
- Opponent:**
1, at Tri-City, 7/10/21 (Dom Canzone and Tristin English singled in the top of the third. With runners at first and second, Andy Yerzy struck out swinging. English broke for second on the play, and Canzone broke late for third, then tried to get back. Both were tagged out near second base.)

OUTFIELD ASSISTS

INDIVIDUAL RECORDS

- **Most outfield assists, career:**
13, Tra Holmes, 2017-18, '21
11, Taylor Ratliff, 2013-14
8, Bryan Araiza, 2017
7, Jorge Perez, 2017-18
7, Yogey Perez-Ramos, 2013
- **Most outfield assists, season (short season):**
8, Bryan Araiza, 2017
7, Yogey Perez-Ramos, 2013
6, Taylor Ratliff, 2013
6, Tra Holmes, 2018
6, Jorge Perez, 2018
- **Most outfield assists, season (long season):**
6, Eduardo Diaz, 2021
3, Leodany Perez, 2021

3, Nick Dalesandro, 2021
2, three players

- **Most outfield assists, game:**
2, Jorge Perez, at Salem-Keizer, 7/4/18
2, Kristian Robinson, home vs. Spokane, 7/6/19
- Opponent:**
2, Phillips Castillo, Everett at Hillsboro, 7/26/13
2, Tre Carter, at Tri-City, 6/17/19
2, Fernando Kelli, Eugene at Hillsboro, 6/29/19

TEAM RECORDS

- **Most outfield assists, season (short season):**
22 in 2017
- **Most outfield assists, season (long season):**
21 in 2021
- **Most outfield assists, game:**
2, 13 times
- Opponent:**
3, Everett at Hillsboro, 7/26/13
3, Eugene at Hillsboro, 6/29/19
2, 15 times
- **Most outfield assists, game, both teams combined:**
4, Everett (3) at Hillsboro (1), 7/26/13
3, seven times

CATCHERS' CAUGHT STEALING

INDIVIDUAL RECORDS

- **Highest caught-stealing %, career (min. 30 attempts):**
42.0%, Nick Dalesandro, 2019, '21 (29 caught in 69 attempts)
41.9%, Jose Queliz, 2015-16 (18 caught in 43 attempts)
37.8%, Luke Lowery, 2016-17 (17 caught in 45 attempts)
34.6%, Yosbel Gutierrez, 2013 (18 caught in 52 attempts)
32.4%, Daulton Varsho, 2017 (11 caught in 34 attempts)
- **Highest CS %, season (short season) (min. 25 attempts):**
44.8%, Jose Queliz, 2015 (13 caught in 29 attempts)
39.5%, Luke Lowery, 2016 (17 caught in 43 attempts)
34.6%, Yosbel Gutierrez, 2013 (18 caught in 52 attempts)
34.0%, Elvin Soto, 2014 (15 caught in 44 attempts)
32.3%, Daulton Varsho, 2017 (11 caught in 34 attempts)
- **Highest CS %, season (long season) (min. 35 attempts):**
44.0%, Nick Dalesandro, 2021 (22 caught in 50 attempts)
30.6%, Andy Yerzy, 2021 (11 caught in 26 attempts)
12.5%, Axel Andueza, 2021 (6 caught in 48 attempts)
- **Most runners caught stealing by catcher, game:**
3, Tyler Baker, at Everett, 6/14/14 (in 6 attempts)
3, Jose Queliz, home vs. Eugene, 7/1/15 (in 4 attempts)
3, Cole Thompson, home vs. Salem-Keizer, 6/20/17 (in 4 att.)
3, Nick Dalesandro, home vs. Vancouver, 5/19/21 (in 4 att.)
- Opponent:**
5, Ricardo Genoves, Salem-Keizer at Hillsboro, 9/3/18
3, 9 times

TEAM RECORDS

- **Highest caught-stealing pct, season (short season):**
37.7% in 2019 (26 caught in 69 attempts)
- **Highest caught-stealing pct, season (long season):**
28.4% in 2021 (40 caught in 101 attempts)

PASSED BALLS

INDIVIDUAL RECORDS

- **Most passed balls, career:**
16, Elvin Soto, 2013-14 (in 75 games)
16, Nick Dalesandro, 2019, '21 (in 74 games)
14, Luke Lowery, 2016-17 (in 40 games)
13, Andy Yerzy, 2018, '21 (in 74 games)
13, Alexis Olmeda, 2015-16 (in 60 games)
- **Most passed balls, season (short season):**
14, Luke Lowery, 2016 (in 37 games)
10, Elvin Soto, 2013 (in 36 games)
9, Tim Susnara, 2017 (in 31 games)
7, Alexis Olmeda, 2016 (in 29 games)
7, Andy Yerzy, 2018 (in 44 games)
7, Daniel Wasinger, 2019 (in 22 games)
- **Most passed balls, season (long season):**
13, Nick Dalesandro, 2021 (in 57 games)
6, Andy Yerzy, 2021 (in 30 games)
5, Axel Andueza, 2021 (in 25 games)
- **Most passed balls, game:**
3, Elvin Soto, at Eugene, 7/2/13
2, 14 times
Opponent:
3, Fernando Pujadas, Salem-Keizer at Hillsboro, 7/28/15
2, 13 times
- **Fewest PB per game caught, career (min. 20g)**
0.05, Nate Irving, 2014-15 (1 PB, 20 games)
0.11, Daulton Varsho, 2017 (4 PB, 36 games)
0.11, Ryan January, 2018-19 (4 PB, 36 games)
0.16, Yosbel Gutierrez, 2013 (5 PB, 31 games)
0.17, Lyle Lin, 2019 (4 PB, 23 games)
(Note: Tyler Baker, 2014, fell one game short of qualifying; he had no PB in 19 games)
- **Fewest PB per game, season (short season) (min. 15g)**
0.00, Tyler Baker, 2014 (0 PB, 19 games)
0.11, Daulton Varsho, 2017 (4 PB, 36 games)
0.13, Ryan January, 2018 (3 PB in 23 games)
0.15, Elvin Soto, 2014 (6 PB in 39 games)
0.16, Andy Yerzy, 2018 (7 PB in 44 games)
- **Fewest PB per game, season (long season) (min. 30g)**
0.20, Andy Yerzy, 2021 (6 PB, 30 games)
0.23, Nick Dalesandro, 2021 (13 PB, 57 games)

TEAM RECORDS

- **Most passed balls, season (short season):**
23 in 2016
- **Most passed balls, season (long season):**
26 in 2021

- **Fewest passed balls, season (short season):**
10 in 2014
- **Fewest passed balls, season (long season):**
26 in 2021

SERVICE TIME

GAMES/SEASONS PLAYED

INDIVIDUAL RECORDS

- **Most games played, career:**
187, Andy Yerzy, 2018-19, '21
133, Tristin English, 2019, '21
118, Jorge Barrosa, 2019, '21
116, Taylor Ratliff, 2013-14
115, Tra Holmes, 2017-18, '21
- **Most games played, season (short season):**
71, Sergio Alcantara, 2015
69, Ryan Gebhardt, 2013
69, Trevor Mitsui, 2015
67, Yogey Perez-Ramos, 2013
67, Luke Lowery, 2016
- **Most games played, season (long season):**
92, Blaze Alexander, 2021
83, Tristin English, 2021
79, Axel Andueza, 2021
79, Leodany Perez, 2021
74, two players
- **Most games pitched, career:**
53, Wesley Rodriguez, 2016, '18, '21 (all in relief)
51, Kai-Wei Lin, 2018, '21 (all in relief)
43, Nick Snyder, 2019, '21 (all in relief)
38, Kevin Ginkel, 2016-17 (all in relief)
36, Justin Garcia, 2018-19 (all in relief)
- **Most games pitched, season (short season):**
28, Jake Winston, 2016 (all in relief)
27, Dustin Loggins, 2014 (all in relief)
26, Cody Geyer, 2014 (all in relief)
25, Riley Smith, 2016 (all in relief)
25, Josh Green, 2018 (all in relief)
- **Most games pitched, season (long season):**
34, Nick Snyder, 2021 (all in relief)
29, Kai-Wei Lin, 2021 (all in relief)
28, Wesley Rodriguez, 2021 (all in relief)
27, Kyler Stout, 2021 (23 in relief)
21, Mailon Arroyo, 2021 (all in relief)
- **Most games as starting pitcher, career:**
23, Ben Eckels, 2013-14
23, Tyler Mark, 2015-16
20, Drey Jameson, 2019, '21
19, Luis Frias, 2018-19, '21
18, Austin Platt, 2013-14

- **Most seasons appeared in (pitcher or position player):**
 - 4, Jose Martinez (2013, 2015, 2016, 2017)
 - 3, Jared Miller (2014, 2015, 2019)
 - 3, Jeferson Mejia (2015, 2016, 2017)
 - 3, Tucker Ward (2015, 2016, 2017)
 - 3, Carlos Hernandez (2015, 2017, 2018)
 - 3, Luis Frias (2018, 2019, 2021)
 - 3, Wesley Rodriguez (2016, 2018, 2021)
 - 3, Andy Yerzy (2018, 2019, 2021)
 - 3, Tra Holmes (2017, 2018, 2021)

- **Fewest pitchers used, game, both teams combined:**
 - 3, Hillsboro (1) at Everett (2), 6/22/13 Game 1 (7 innings)
 - 3, Hillsboro (2) at Salem-Keizer (1), 8/20/17
 - 3, Vancouver (2) at Hillsboro (1), 7/14/21
 - 4, 11 times
- **Most position players used, season (short season):**
 - 31 in 2016
- **Most position players used, season (long season):**
 - 27 in 2021
- **Most non-pitchers used, game:**
 - 15, home vs. Eugene, 9/5/16
 - 14, five times
 - 13, seven times

MISC. RECORDS

PLAYERS/PITCHERS USED

- **Most players used, season (short season):**
 - 63 in 2016 (**also a Northwest League record**)
- **Most players used, season (long season):**
 - 64 in 2021
- **Most players used, game:**
 - 22, home vs. Vancouver, 8/15/15 (14 innings)
 - 22, home vs. Eugene, 9/5/16
 - 20, at Everett, 7/4/15 (10 innings)
 - 20, at Eugene, 9/9/16 (Game 3 of South Div. Series)
 - 19, three times
 - 18, five times
- Opponent:**
 - 21, at Eugene, 8/17/14 (17 innings)
 - 18, Vancouver at Hillsboro, 8/15/15 (14 innings)
 - (Note: the most players used by a Hops opponent in a 9-inning game is 17, done 10 times)
- **Most players used, game, both teams combined:**
 - 40, Vancouver (18) at Hillsboro (22), 8/15/15 (14 innings)
 - 39, Hillsboro (18) at Eugene (21), 8/17/14 (17 innings)
 - 37, Hillsboro (20) at Everett (17), 7/4/15 (10 innings)
 - (Note: the record for most players used by both teams in a 9-inning game is 35, accomplished twice: Eugene at Hillsboro on 9/1/14 and Eugene at Hillsboro on 9/5/16)
- **Fewest players used, game, both teams combined:**
 - 21, Hillsboro (10) at Everett (11), 6/22/13 Game 1 (7 innings)
 - 21, Hillsboro (11) at Salem-Keizer (10), 8/20/17
 - 21, Vancouver (11) at Hillsboro (10), 7/14/21
- **Most pitchers used, season (short season):**
 - 38 in 2018
- **Most pitchers used, season (long season):**
 - 37 in 2021
- **Most pitchers used, game:**
 - 9, home vs. Vancouver, 8/15/15 (14 innings)
 - 8, at Eugene, 8/17/14 (17 innings)
 - 7, 10 times (including 8 times in a 9-inning game)
- Opponent:**
 - 10, at Eugene, 8/17/14 (17-inning game)
 - 7, four times (including twice in a 9-inning game)
- **Most pitchers used, game, both teams combined:**
 - 18, Hillsboro (8) at Eugene (10), 8/17/14 (17-inning game)
 - 16, Vancouver (7) at Hillsboro (9), 8/15/15 (14 innings)
 - 14, Hillsboro (7) at Tri-City (7), 8/2/15
 - 13, Tri-City (7) at Hillsboro (6), 7/14/18 (11 innings)
 - 13, Boise (6) at Hillsboro (7), 7/18/18 (10 innings)

- Opponent:**
 - 14, Eugene at Hillsboro, 7/2/15 (11 innings)
 - 13, four times
- **Most non-pitchers used, game, both teams combined:**
 - 25, seven times (including three times in a 9-inning game)
- **Most pinch-hitters used, game:**
 - 2, ten times
- Opponent:**
 - 3, at Salem-Keizer, 8/11/14
 - 3, Eugene at Hillsboro, 7/2/15
 - 2, thirteen times
- **Most pinch-runners used, game:**
 - 2, six times
- Opponent:**
 - 2, four times

LENGTH OF GAME

- **Longest game, innings:**
 - 19, home vs. Vancouver, 7/7/13 (5-4 win)
 - 17, at Eugene, 8/17/14 (9-7 win)
 - 14, home vs. Spokane, 8/20/14 (2-1 win)
 - 14, home vs. Vancouver, 8/15/15 (10-9 win)
 - 13, home vs. Spokane, 7/21/13 (6-5 win)
 - 13, home vs. Salem-Keizer, 9/9/15 (6-5 win, G3 So. Div. Ser)
 - 13, home vs. Salem-Keizer, 6/21/17 (5-3 loss)
 - 12, home vs. Everett, 7/20/15 (4-3 win)
 - 12, home vs. Salem-Keizer, 6/20/17 (7-6 win)
 - (Extra-inning notes: Hillsboro is 33-15 all-time in extra-inning games, including 23-8 at home. ... Hillsboro was 10-0 in the first 10 extra-inning home games in franchise history. ... As seen above, the Hops are 8-1 in games of at least 12 innings.)
- **Shortest game, innings:**
 - 7, 13 times (all in doubleheaders)
- **Longest game, time:**
 - 5:28, home vs. Vancouver, 7/7/13 (19 innings) (5-4 win)
 - 5:28, at Eugene, 8/17/14 (17 innings) (9-7 win)
 - 5:19, home vs. Vancouver, 8/15/15 (14 innings) (10-9 win)
 - 4:15, home vs. Spokane, 7/21/14 (14 innings) (6-5 win)
 - 4:11, home vs. Salem-Keizer, 9/9/15 (13 innings) (6-5 win in Game 3 of South Division Series)
 - 4:12, home vs. Salem-Keizer, 6/21/17 (13 innings) (5-3 loss)
 - 4:09, home vs. Salem-Keizer, 6/20/17 (12 innings) (7-6 win)
 - 4:09, home vs. Vancouver, 8/3/17 (11 innings) (9-8 win)
 - 4:07, home vs. Tri-City, 7/14/18 (11 innings) (7-6 win)
 - 3:56, at Everett, 7/4/15 (10 innings) (8-7 win)
 - 3:49, home vs. Everett, 5/9/21 (11 innings) (8-7 loss)

3:48, at Tri-City, 7/21/16 (9 innings) (9-8 win)
(Note: The Hops have played 12 games lasting 3:48 or longer, and they are 10-2 in those games. They have played 43 games lasting 3:30 or longer, and are 24-18 in those games, but were just 4-9 in 2021.)

- **Longest game, time (9-inning game):**

3:48, at Tri-City, 7/21/16 (9-8 win)
3:45, at Eugene, 6/17/21 (10-9 loss)
3:39, home vs. Vancouver, 8/27/21 (8-7 loss)
3:37, home vs. Spokane, 7/23/17 (5-3 loss)
3:37, at Tri-City, 5/28/21 (3-2 win)
3:37, at Tri-City, 7/7/21 (9-7 win)
3:36, at Boise, 9/2/17 (14-7 win)
3:36, at Salem-Keizer, 7/6/18 (6-5 win)
3:36, at Tri-City, 6/20/19 (6-5 loss)
3:36, home vs. Vancouver, 7/13/21 (3-2 loss)
(Note: From 2013-19, the Hops played 12 nine-inning games of 3:30 or longer; then, in 2021 alone, they played 10 nine-inning games of 3:30 or longer. They played just two *home* nine-inning games of 3:30 or longer in their first seven seasons, then played six such games in 2021.)

- **Shortest game, time (at least 9 innings):**

1:59, home vs. Eugene, 8/30/14 (1-0 win)
2:00, home vs. Vancouver, 8/13/15 (1-0 win)
2:05, home vs. Everett, 7/30/13 (6-0 loss)
2:05, home vs. Salem-Keizer, 8/20/17 (2-0 win)
2:07, home vs. Eugene, 7/20/19 (2-1 win)
2:07, home vs. S-K, 9/4/19 (2-1 win in G2 of So. Div. Ser.)
2:08, at Eugene, 7/20/16 (4-0 loss)
2:09, at Tri-City, 7/10/13 (4-1 loss)
2:09, home vs. Tri-City, 8/12/13 (2-0 win)
2:09, at Eugene, 8/16/18 (2-1 loss)
2:09, home vs. Boise, 8/16/19 (2-1 win)
(Note: the Hops have played 14 doubleheader games in their history scheduled for seven innings. The shortest of those were 1:43 at Vancouver in G2 on 7/24/14, 1:44 at Everett in G1 on 6/22/13, and 1:53 home vs Eugene in G2 on 5/10/21.)

6471, at Spokane, 6/20/15 (6-3 win)
6458, at Spokane, 6/18/15 (6-5 loss)
(Note: above are the top 10 Hops' road attendance figures. The *next* 11 on the list are all at Vancouver, all since 2016, all with Vancouver's official sellout attendance of 6413; the Hops are 6-5 in those 11 games.)

- **Smallest official attendance, home game:**

NOTE: does not include pandemic-affected 2021 season
1941, vs. Tri-City, 9/8/19
2015, vs. Salem-Keizer, 9/4/19
2142, vs. Salem-Keizer, 9/9/15
2165, vs. Eugene, 9/7/16

- **Smallest official attendance, road game:**

NOTE: does not include pandemic-affected 2021 season
520, at Salem-Keizer, 9/7/15
913, at Boise, 9/2/14
939, at Everett, 7/6/15
1009, at Tri-City, 9/9/19

- **Largest official attendance, home season (short season):**

143,412 in 2015

- **Largest official attendance, home season (long season):**

110,384 in 2021 (pandemic-affected)

OFFICIAL GAME TEMPERATURE

- **Warmest officially recorded game-time temperature:**

107 degrees, at Tri-City, 8/9/18
105 degrees, at Tri-City, 7/31/15
104 degrees, home vs. Tri-City, 7/15/18
104 degrees, home vs. Spokane, 6/26/21
104 degrees, at Tri-City, 8/10/18
103 degrees, at Salem-Keizer, 8/19/16
103 degrees, home vs. Vancouver, 8/3/17
101 degrees, at Tri-City, 8/1/15
101 degrees, at Tri-City, 7/10/21
100 degrees, at Tri-City, 7/30/15
100 degrees, at Salem-Keizer, 8/18/16
100 degrees, at Spokane, 7/6/17
100 degrees, at Spokane, 7/7/17
100 degrees, at Tri-City, 7/6/21
100 degrees, home vs. Eugene, 8/12/21

- **Coldest officially recorded game-time temperature:**

52 degrees, at Everett, 6/13/14 (Opening Night)
55 degrees, at Everett, 6/14/14
55 degrees, at Everett, 6/6/21
56 degrees, at Everett, 6/15/14
58 degrees, home vs. Vancouver, 5/23/21
59 degrees, home vs. Eugene, 6/18/13
(2nd home game in franchise history)

ATTENDANCE

- **Largest official attendance, home game:**

5506, vs. Spokane, 7/3/18 (4-3 win)
5302, vs. Tri-City, 7/4/16 (7-3 win)
5282, vs. Everett, 7/3/17 (8-4 loss)
5239, vs. Spokane, 7/4/19 (3-2 loss)
5213, vs. Eugene, 7/3/15 (5-4 win)
5211, vs. Eugene, 7/3/21 (6-1 win)
5205, vs. Everett, 7/3/14 (7-6 win)
5205, vs. Boise, 8/22/15 (6-4 loss)
5177, vs. Salem-Keizer, 6/23/15 (5-4 win)
5093, vs. Eugene, 6/20/16 (6-0 loss)
5052, vs. Boise, 7/27/14 (4-3, 10-inning win)
4997, vs. Salem-Keizer, 7/12/14 (6-5 loss)

- **Largest official attendance, road game:**

7061, at Spokane, 8/1/14 (10-1 loss)
7031, at Spokane, 8/2/14 (12-9 win)
7023, at Spokane, 6/19/15 (10-3 win)
6908, at Spokane, 7/7/17 (6-5 win)
6842, at Spokane, 7/27/18 (6-4, 11-inning win)
6812, at Spokane, 7/28/18 (3-2 win)
6818, at Spokane, 8/17/13 (7-5, 10-inning win)
6733, at Spokane, 8/24/19 (9-6 loss)